

Passion. Connected.
하나된 열정



Official Results Book

Wheelchair Curling

휠체어컬링



Version history

Version	Date	Created by	Comments
1.0	17 MAR 2018	Sergio TENA (VRM) Helena BALLESTEROS (VRM)	First version

Table of Contents

- Version History
- Table of Contents
- Competition Format and Rules
- Medallists by Event
- **Mixed**
 - Medallists
 - Final Standings
 - Competition Summary
 - Gold medal game:
 - Session Results and Standings
 - Game Results
 - Game - Shot by Shot
 - Most Important Shots
 - Game Review
 - Cumulative Player Statistics by Team
 - CHN – People's Republic of China
 - NOR – Norway
 - Summary of Big Ends
 - Time-out Statistics
 - Bronze medal game:
 - Game Results
 - Game - Shot by Shot
 - Most Important Shots
 - Game Review
 - Cumulative Player Statistics by Team
 - CAN – Canada
 - KOR – Republic of Korea
 - Semi-finals:
 - Session Results and Standings
 - Sheet A
 - Game Results
 - Game - Shot by Shot
 - Sheet C
 - Game Results

- Game - Shot by Shot
- Most Important Shots
- Round Robin:
 - Competition Matrix
 - Draw Shot Challenge
 - Scoring Analysis
 - Summary of Big Ends
 - Shot Success Percentage by Position (Team)
 - Cumulative Player Statistics by Team
 - CAN - Canada
 - CHN - People's Republic of China
 - FIN - Finland
 - GBR - Great Britain
 - GER - Germany
 - KOR - Republic of Korea
 - NOR - Norway
 - NPA - Neutral Paralympic Athletes
 - SUI - Switzerland
 - SVK - Slovakia
 - SWE - Sweden
 - USA - United States of America
- Session 17:
 - Session Results and Standings
 - Sheet A
 - Game Results
 - Game - Shot by Shot
 - Sheet B
 - Game Results
 - Game - Shot by Shot
 - Sheet C
 - Game Results
 - Game - Shot by Shot
 - Sheet D
 - Game Results
 - Game - Shot by Shot
 - Most Important Shots
- Session 16:
 - Session Results and Standings
 - Sheet A

- Game Results
- Game - Shot by Shot
- Sheet B
 - Game Results
 - Game - Shot by Shot
- Sheet C
 - Game Results
 - Game - Shot by Shot
- Sheet D
 - Game Results
 - Game - Shot by Shot
- Most Important Shots
- Session 15:
 - Session Results and Standings
 - Sheet A
 - Game Results
 - Game - Shot by Shot
 - Sheet B
 - Game Results
 - Game - Shot by Shot
 - Sheet C
 - Game Results
 - Game - Shot by Shot
 - Sheet D
 - Game Results
 - Game - Shot by Shot
 - Most Important Shots
- Session 14:
 - Session Results and Standings
 - Sheet A
 - Game Results
 - Game - Shot by Shot
 - Sheet B
 - Game Results
 - Game - Shot by Shot
 - Sheet C
 - Game Results
 - Game - Shot by Shot
 - Sheet D

- Game Results
- Game - Shot by Shot
- Most Important Shots
- Session 13:
 - Session Results and Standings
 - Sheet A
 - Game Results
 - Game - Shot by Shot
 - Sheet B
 - Game Results
 - Game - Shot by Shot
 - Sheet C
 - Game Results
 - Game - Shot by Shot
 - Sheet D
 - Game Results
 - Game - Shot by Shot
 - Most Important Shots
- Session 12:
 - Session Results and Standings
 - Sheet A
 - Game Results
 - Game - Shot by Shot
 - Sheet B
 - Game Results
 - Game - Shot by Shot
 - Sheet C
 - Game Results
 - Game - Shot by Shot
 - Sheet D
 - Game Results
 - Game - Shot by Shot
 - Most Important Shots
- Session 11:
 - Session Results and Standings
 - Sheet A
 - Game Results
 - Game - Shot by Shot
 - Sheet B

- Game Results
- Game - Shot by Shot
- Sheet C
 - Game Results
 - Game - Shot by Shot
- Sheet D
 - Game Results
 - Game - Shot by Shot
- Most Important Shots
- Session 10:
 - Session Results and Standings
 - Sheet A
 - Game Results
 - Game - Shot by Shot
 - Sheet B
 - Game Results
 - Game - Shot by Shot
 - Sheet C
 - Game Results
 - Game - Shot by Shot
 - Sheet D
 - Game Results
 - Game - Shot by Shot
 - Most Important Shots
- Session 9:
 - Session Results and Standings
 - Sheet A
 - Game Results
 - Game - Shot by Shot
 - Sheet B
 - Game Results
 - Game - Shot by Shot
 - Sheet C
 - Game Results
 - Game - Shot by Shot
 - Sheet D
 - Game Results
 - Game - Shot by Shot
 - Most Important Shots

- Session 8:
 - Session Results and Standings
 - Sheet A
 - Game Results
 - Game - Shot by Shot
 - Sheet B
 - Game Results
 - Game - Shot by Shot
 - Sheet C
 - Game Results
 - Game - Shot by Shot
 - Sheet D
 - Game Results
 - Game - Shot by Shot
 - Most Important Shots
- Session 7:
 - Session Results and Standings
 - Sheet A
 - Game Results
 - Game - Shot by Shot
 - Sheet B
 - Game Results
 - Game - Shot by Shot
 - Sheet C
 - Game Results
 - Game - Shot by Shot
 - Sheet D
 - Game Results
 - Game - Shot by Shot
 - Most Important Shots
- Session 6:
 - Session Results and Standings
 - Sheet A
 - Game Results
 - Game - Shot by Shot
 - Sheet B
 - Game Results
 - Game - Shot by Shot
 - Sheet C

- Game Results
- Game - Shot by Shot
- Sheet D
 - Game Results
 - Game - Shot by Shot
- Most Important Shots
- Session 5:
 - Session Results and Standings
 - Sheet A
 - Game Results
 - Game - Shot by Shot
 - Sheet B
 - Game Results
 - Game - Shot by Shot
 - Sheet C
 - Game Results
 - Game - Shot by Shot
 - Sheet D
 - Game Results
 - Game - Shot by Shot
 - Most Important Shots
- Session 4:
 - Session Results and Standings
 - Sheet A
 - Game Results
 - Game - Shot by Shot
 - Sheet B
 - Game Results
 - Game - Shot by Shot
 - Sheet C
 - Game Results
 - Game - Shot by Shot
 - Sheet D
 - Game Results
 - Game - Shot by Shot
 - Most Important Shots
- Session 3:
 - Session Results and Standings
 - Sheet B

- Game Results
- Game - Shot by Shot
- Sheet C
 - Game Results
 - Game - Shot by Shot
- Most Important Shots
- Session 2:
 - Session Results and Standings
 - Sheet A
 - Game Results
 - Game - Shot by Shot
 - Sheet B
 - Game Results
 - Game - Shot by Shot
 - Sheet C
 - Game Results
 - Game - Shot by Shot
 - Sheet D
 - Game Results
 - Game - Shot by Shot
 - Most Important Shots
- Session 1:
 - Session Results and Standings
 - Sheet A
 - Game Results
 - Game - Shot by Shot
 - Sheet B
 - Game Results
 - Game - Shot by Shot
 - Sheet C
 - Game Results
 - Game - Shot by Shot
 - Sheet D
 - Game Results
 - Game - Shot by Shot
 - Most Important Shots
- Entry List by NOC
- Competition Officials
- Competition Schedule



COMPETITION FORMAT AND RULES

WHEELCHAIR CURLING

As of March 2018

The Gangneung Curling Centre will host the 12-team mixed-gender wheelchair curling competition for the PyeongChang 2018 Paralympic Winter Games from 10 to 17 March 2018. Training will take place at the centre on 8 and 9 March 2018.

Competition format

During the round-robin sessions, each team will play all of the 11 other teams. Based on the results of the round robin, the top four teams will advance to the semifinals. The medal games will be held on 17 March 2018.

Rankings and tie-breakers

During the round-robin portion of a competition, teams with the same win-loss record will be listed alphabetically, by their three-letter code, and ranked equal.

The following criteria (in order) will be used to rank the teams at the completion of the round robin:

- (i) Teams will be ranked according to their win/loss record;
- (ii) If two teams are tied, the team that won the round-robin game between them will be ranked higher;
- (iii) Where three or more teams are tied, the record of the games between the tied teams shall provide the ranking (should this procedure provide a ranking for some teams but not all, then the record of the games between the remaining teams that are still tied shall determine the ranking);
- (iv) For all remaining teams whose ranking cannot be determined by (i) or (ii) or (iii), ranking is determined using the draw shot challenge (DSC). The DSC is the average distance of all the individual last stone draw stones, which were delivered by a team during the round robin. The team with the lesser DSC receives the higher ranking. If the DSCs are equal, then the team with the best non-equal counting LSD receives the higher ranking. In the case where all counting LSDs are equal the team ranked higher in the World Curling Federation (WCF) world rankings is ranked higher.
- (v) When teams compete in different groups and do not qualify for the playoffs, the final ranking will be determined by comparing the DSCs from the teams in all groups with the same ranking, with the best DSC being ranked highest.
- (vi) In events where a single loss eliminates a team from the competition, teams eliminated during the same session will be listed alphabetically, by their three-letter code, and ranked equal.

When teams are tied for a playoff position, a maximum of one session of tie-breakers will be played to determine which team(s) advances to the playoffs. Team(s) can be eliminated, without playing an extra game, if more than one session of tie-breakers would be required.

Team composition

Each team must be comprised of male and female players. At least one member of the on-ice team must be of the opposite gender.

Differences between Olympic Winter Games and Paralympic Winter Games

To be eligible to play a player must have substantial demonstrable impairments in leg/gait function and use a wheelchair for daily mobility, or qualify within the eligibility criteria.

Paralympic curling is contested by mixed teams, with a minimum of one member of each gender being required to be on the ice at any one time, while the Olympic programme consists of three events – men's and women's curling and mixed doubles curling.

Each game of wheelchair curling is composed of eight ends, rather than 10 ends in men's and women's curling on the Olympic programme. Each game of mixed doubles curling on the Olympic programme is also scheduled for eight ends.

There is no sweeping in Paralympic competition.

Stones are delivered from a stationary wheelchair by the conventional arm/hand release or by the use of an approved delivery stick.

In curling when a player is unable to continue to play in a game or is absent at the start of the game, the team may play with three players. This is not possible in wheelchair curling as there must be four players delivering stones at all times during games.

Changes since the Sochi 2014 Paralympic Winter Games

- Twelve teams in PyeongChang instead of 10 in Sochi.
- Three sessions per day rather than two.

General rules

The wheelchair curling competitions will be held in accordance with the WCF rules.

Any questions or incidents not covered by the rules will be handled as follows: cases of a general nature will be resolved in accordance with the WCF rulebook. If there are any modifications, these are explained during the team meeting.

Rules

Each game shall be played over eight ends with an extra end(s) to be played should the teams be tied. A minimum of six ends must be completed. Each player shall release their stones before they reach the hog line at the delivering end. No sweeping is permitted.

All players must deliver the stone from a stationary wheelchair. When the stone is delivered between the hack and the outermost edge of the top of the house at the delivering end, the chair must be positioned so that at the start of the delivery the stone is positioned on the centre line. When the stone is delivered between the outermost edge of the top of the house and the hog line at the delivering end, the chair must be positioned so that at the start of the delivery the entire width of the stone is within the wheelchair lines (the distance between wheelchair lines is 0.914m (36in)).

During delivery, the feet of the player delivering the stone must not be in contact with the ice. At the same time all wheels of the wheelchair must stay in direct contact with the ice.

Each team must be comprised of mixed gender. Each on-ice team must have four players delivering stones. Each player will play two stones alternately with his opponent.

A team may not use more than one alternate in a game.

Delivery of the stone may be undertaken either by the conventional arm/hand release or by the use of the delivery stick. A stone is in play when it reaches the hog line at the delivering end. A stone that has not reached the hog line at the delivering end may be returned to the player and redelivered.

Scoring system

Games shall be decided by a majority of shots (points). A team scores one shot for each stone located in or touching the house that is nearer to the tee than any stone of the opposing team. Measurements shall be taken from the tee to the nearest part of the stone.

An end shall be decided when the skips or vice-skips in charge of the house at the time agree upon the score for that end. If two or more stones are so close to the tee that it is impossible to use a measuring device to determine the scoring stone, the determination shall be made visually by the game umpire. If no decision can be made, no points are awarded for these stones. If no stones are in the house the end is scored as a blank end.

When a team decides to concede the game before the completion of an end, the game shall finish only when it is the conceding team's turn to play.

A team concedes a game only when it is the delivering team. When a team concedes the game before the completion of an end, the score of the end is determined at that time, in the following manner:

- (i) If both teams still have stones to be delivered, 'X' figures are placed on the scoreboard.
- (ii) When only one team has delivered all of its stones:

1. If the team that delivered all its stones has stone(s) counting, no points are given, 'X' figures are placed on the scoreboard unless the points are required to determine the outcome.
2. If the team that did not deliver all its stones has stone(s) counting, these points are given and placed on the scoreboard.
3. If no stones are counting, 'X' figures are placed on the scoreboard.

Penalties and disqualification

There are usually no grounds for a penalty or disqualification in wheelchair curling unless a competitor misbehaves or tests positive in doping control.

Protests and appeals

The chief umpire, in accordance with the WCF rules of curling and rules of competition, will decide the outcome of all protests and appeals.

Team meeting

The team meeting will be held on the first training day (8 March 2018) at the venue.

Starting order

To determine the starting order in round-robin games, an LSD competition is played at the conclusion of the team's pre-game practice. The LSD competition is played out as follows: two players per team deliver one stone each to the tee at the home end, the first one with a clockwise and the second one with a counter-clockwise rotation. Stones finishing in the house will be measured. Stones that do not finish in the house are recorded as 199.6cm. Stones covering the tee will be measured from two locations (holes) at the edge of the 1.2m (4ft) circle. The distances recorded for each stone will be added together to give the team its LSD total for that game. The team with the lesser LSD distance has the choice of delivering first or second stone in the first end. If the LSD totals for both teams are the same, the individual LSD stones are compared and the team with the best non-equal LSD has the choice of delivering first or second stone in the first end. When both teams have the exact same individual LSD stone distances, a coin toss will be used to determine that choice.

The colour of stone used by a team is determined by the order in which the teams are listed on the draw schedule. The team listed first for the round-robin games will play the stones with dark handles; the team listed second will play with the stones with light handles.

Team changes

The delivery rotation of team members shall be submitted to the chief umpire on the original team line-up form at the team meeting prior to the beginning of the competition. The skip and the vice-skip shall be designated on this form and the substitute player, if appropriate, shall be listed. The game team line-up form shall be submitted to the chief umpire prior to the start of every game. If there are any changes from the original line-up they have to be declared.

The rotation of play and positions of skip and vice-skip stated on the line-up form shall be observed throughout the game. They can only be changed when a team brings in an alternate player (the revised rotation of play applying for the remainder of the game). The replaced player may not re-enter the game.

For all WCF wheelchair competitions, each on-ice team must have four players delivering stones, with players of both genders taking part in all games.

Where a player is unable to continue to play in a game, or to play at the start of a game, a team may bring in a registered fifth player for the game in progress at the start of the next end or at the start of any subsequent game.

Clothing and equipment

Advertising is permitted on a player's clothing or equipment strictly in accordance with the current guidelines issued by the WCF and IPC. The WCF may, in its sole discretion, forbid the use of any clothing or equipment that it feels is unacceptable or unsuitable for WCF competition play.

Uniforms

Team members must wear identical uniforms, usually a shirt or sweater, with the player's name and then National Paralympic Committee (NPC) that he/she is representing across the back of the uniform.

The team delivering yellow-handled stones must wear light-coloured uniforms while the team delivering red-handled stones must wear dark uniforms. Red is considered a dark colour.

Stone

No stone must be heavier than 19.96kg or be more than 91.44cm in circumference or less than 11.43cm high. A handle is attached to every stone to lift, deliver and release it.

Delivery of the stone can be used by the normal hand delivery or by using the extender cue.

Brush/Broom

The brush is used to give direction to the players. The rules of wheelchair curling prohibit players from using the brush to sweep the ice.



Medallists by Event

세부종목별 메달리스트

As of SAT 17 MAR 2018 at 17:07

Event	Date	Medal	Name	NPC Code
Mixed	SAT 17 MAR	GOLD	WANG Haitao CHEN Jianxin LIU Wei WANG Meng ZHANG Qiang	CHN
		SILVER	LORENTSEN Rune STORDAHL Jostein SYVERSEN Ole Fredrik LOECHEN Sissel IVERSEN Rikke	NOR
		BRONZE	IDESON Mark FORREST Ina THIESSEN Dennis WRIGHT Marie ANSEEUW Jamie	CAN



Medallists

 메달리스트

Medal	NPC	Name	Gender
GOLD	CHN - People's Republic of China	WANG Haitao	M
		CHEN Jianxin	M
		LIU Wei	M
		WANG Meng	F
		ZHANG Qiang	M
SILVER	NOR - Norway	LORENTSEN Rune	M
		STORDAHL Jostein	M
		SYVERSEN Ole Fredrik	M
		LOECHEN Sissel	F
		IVERSEN Rikke	F
BRONZE	CAN - Canada	IDESON Mark	M
		FORREST Ina	F
		THIESSEN Dennis	M
		WRIGHT Marie	F
		ANSEEUW Jamie	M

Legend:

F Female

M Male



Final Standings
 최종순위

Rank	Team	Players	Position - Function	Gender
Gold	CHN - People's Republic of China	WANG Haitao	4 S	M
		CHEN Jianxin	3 V	M
		LIU Wei	2	M
		WANG Meng	1	F
		ZHANG Qiang	A	M
Silver	NOR - Norway	LORENTSEN Rune	4 S	M
		STORDAHL Jostein	3 V	M
		SYVERSEN Ole Fredrik	2	M
		LOECHEN Sissel	1	F
		IVERSEN Rikke	A	F
Bronze	CAN - Canada	IDESON Mark	4 S	M
		FORREST Ina	3 V	F
		THIESSEN Dennis	2	M
		WRIGHT Marie	1	F
		ANSEEUW Jamie	A	M
4	KOR - Republic of Korea	CHA Jaegoan	4 V	M
		JUNG Seungwon	3	M
		SEO Soonseok	2 S	M
		BANG Min-Ja	1	F
		LEE Dongha	A	M
5	NPA - Neutral Paralympic Athletes	KUROKHTIN Konstantin	4 S	M
		ROMANOV Marat	3 V	M
		SHEVCHENKO Alexander	2	M
		SHCHUKINA Daria	1	F
		MESHCHERIAKOV Andrei	A	M
6	SUI - Switzerland	WAGNER Felix	4 S	M
		HUETTENMOSER Claudia	3 V	F
		BODENMANN Marcel	2	M
		BLAUJEL-THOMANN Beatrix	1	F
		BURGENER Hans	A	M
7	GBR - Great Britain	NEILSON Aileen	4 S	F
		NIBLOE Hugh	3 V	M
		EWAN Gregor	2	M
		McPHERSON Bob	1	M
		MALONE Angie	A	F
8	GER - Germany	PUTZICH Christiane	4 S	F
		PAVEL Harry	3	M
		SCHLITT Martin	2 V	M
		MELCHIOR Heike	1	F
		MEISSNER Wolf	A	M
9	SVK - Slovakia	PITONAK Dusan	4	M
		DURIS Radoslav	3 S	M
		ZATKO Peter	2	M
		KUNKELOVA Monika	1 V	F
		LYOCSA Imrich	A	M
10	SWE - Sweden	PETERSSON DAHL Viljo	4 S	M
		PERSSON Ronny	3	M
		ENGBORG Mats Ola	2	M
		ULANDER Kicki	1 V	F
		REPPE Zandra	A	F
11	FIN - Finland	KARJALAINEN Markku	4	M
		JAASKELAINEN Yrjo Tapani	3 V	M
		LEPPANEN Vesa	2	M
		KARJALAINEN Sari	1 S	F
		SAROSALO Riitta	A	F



Final Standings

최종순위

Rank	Team	Players	Position - Function	Gender
12	USA - United States of America	BLACK Kirk	4 S	M
		EMT Steve	3 V	M
		MARSHALL Justin	2	M
		GREELY Penny	1	F
		LINO Meghan	A	F

Note:

Position and function for each team member:

4 = Fourth, **3** = Third, **2** = Second, **1** = Lead, **A** = Alternate, **S** = Skip, **V** = Vice-Skip

Legend:

F Female

M Male



Competition Summary

경기 개요

Session	Date	Time	Sheet A	Sheet B	Sheet C	Sheet D
Session 1	SAT 10 MAR	14:35	NOR 2-5 GBR	SUI 0-8 CAN	USA 3-7 KOR	GER 9-4 NPA
Session 2	SAT 10 MAR	19:35	SWE 4-9 CHN	KOR 6-5 NPA	SVK 7-6 FIN	CAN 10-1 NOR
Session 3	SUN 11 MAR	9:35		USA 4-6 GER	SUI 7-4 GBR	
Session 4	SUN 11 MAR	14:35	NPA 12-5 FIN	NOR 1-10 CHN	CAN 8-4 SWE	SVK 5-7 KOR
Session 5	SUN 11 MAR	19:35	SVK 5-6 SUI	GBR 9-2 FIN	CHN 7-3 GER	USA 10-2 SWE
Session 6	MON 12 MAR	9:35	KOR 7-5 CAN	SWE 3-8 SVK	NOR 6-2 NPA	FIN 4-6 CHN
Session 7	MON 12 MAR	14:35	GER 7-6 SVK	CHN 8-2 SUI	FIN 8-5 USA	SWE 1-6 GBR
Session 8	MON 12 MAR	19:35	SUI 3-6 NOR	NPA 6-4 USA	GBR 8-1 CAN	KOR 3-4 GER
Session 9	TUE 13 MAR	9:35	FIN 3-11 KOR	NOR 4-5 SWE	NPA 7-5 SVK	CHN 5-8 CAN
Session 10	TUE 13 MAR	14:35	USA 4-6 CHN	GBR 5-6 SVK	SWE 9-5 GER	FIN 7-10 SUI
Session 11	TUE 13 MAR	19:35	NPA 8-2 GBR	CAN 6-5 USA	SUI 5-6 KOR	GER 6-8 NOR
Session 12	WED 14 MAR	9:35	FIN 6-5 SWE	GER 3-8 GBR	SVK 2-9 CHN	SUI 7-4 USA
Session 13	WED 14 MAR	14:35	GBR 3-9 USA	KOR 2-9 NOR	GER 4-9 SUI	CAN 5-4 NPA
Session 14	WED 14 MAR	19:35	CHN 10-4 NPA	SVK 5-9 CAN	KOR 4-2 SWE	NOR 6-4 FIN
Session 15	THU 15 MAR	9:35	CAN 6-2 GER	SUI 4-6 NPA	USA 4-5 NOR	GBR 4-5 KOR
Session 16	THU 15 MAR	14:35	NOR 7-6 SVK	CHN 6-7 KOR	CAN 8-4 FIN	NPA 3-7 SWE
Session 17	THU 15 MAR	19:35	SWE 5-3 SUI	FIN 4-8 GER	CHN 9-3 GBR	USA 6-7 SVK
Semi-finals	FRI 16 MAR	15:35	CHN 4-3 CAN		KOR 6-8 NOR	
Bronze Medal	SAT 17 MAR	9:35		KOR 3-5 CAN		
Gold Medal	SAT 17 MAR	14:35		CHN 6-5 NOR		

Standings after Round Robin

Rank	Team	Games	Wins	Losses		
1	KOR - Republic of Korea	11	9	2	Q	w2
2	CAN - Canada	11	9	2	Q	w1
3	CHN - People's Republic of China	11	9	2	Q	w0
4	NOR - Norway	11	7	4	Q	
5	NPA - Neutral Paralympic Athletes	11	5	6		w2,1
6	SUI - Switzerland	11	5	6		w2,0
7	GBR - Great Britain	11	5	6		w1,1
8	GER - Germany	11	5	6		w1,0
9	SVK - Slovakia	11	4	7		w1
10	SWE - Sweden	11	4	7		w0
11	FIN - Finland	11	2	9		w1
12	USA - United States of America	11	2	9		w0



Competition Summary

경기 개요

Play-offs Bracket

Semi-finals	Finals	Final Standings
1 KOR 6 4 NOR 8	NOR 5	Gold CHN - People's Republic of China Silver NOR - Norway Bronze CAN - Canada 4 KOR - Republic of Korea 5 NPA - Neutral Paralympic Athletes 6 SUI - Switzerland 7 GBR - Great Britain 8 GER - Germany 9 SVK - Slovakia 10 SWE - Sweden 11 FIN - Finland 12 USA - United States of America
2 CAN 3 3 CHN 4	CHN 6	
CHN		
KOR 3 CAN 5		
CAN		

Legend:

Q Qualified for the semi-finals **wn** Number of wins (n) against tied teams



Session Results and Standings
 세션 결과 및 순위

Sheet	Game	Team	LSFE	1	2	3	4	5	6	7	8	Extra Ends	Total
B	13	CHN - People's Republic of China	*	2	0	0	1	0	0	2	0	1	6
	13	NOR - Norway		0	1	2	0	0	1	0	1	0	5

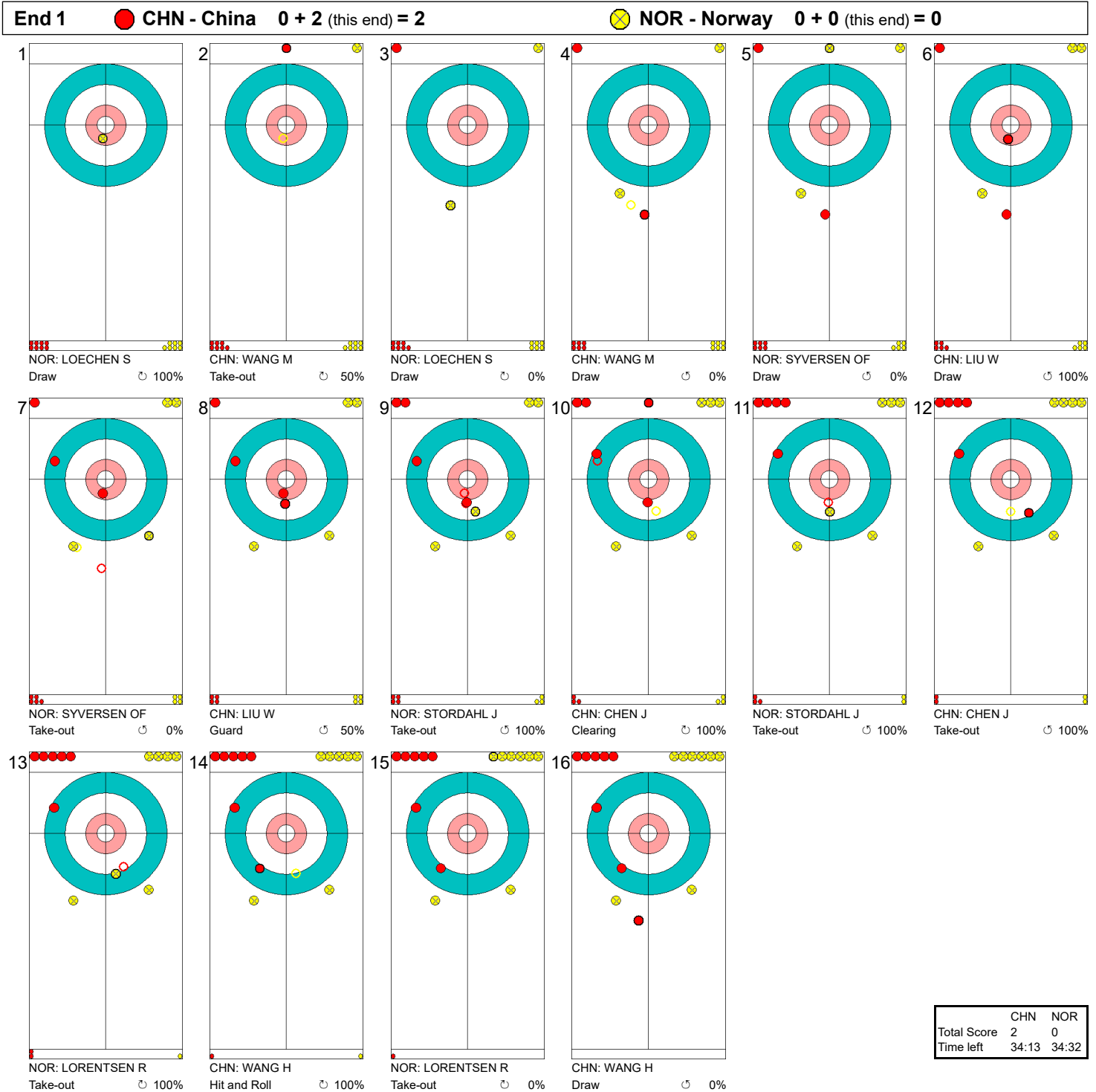
Play-offs Bracket

Semi-finals	Finals	Final Standings
1 KOR 6 4 NOR 8	NOR 5 CHN 6	Gold CHN - People's Republic of China Silver NOR - Norway Bronze CAN - Canada
2 CAN 3 3 CHN 4	KOR 3 CAN 5	4 KOR - Republic of Korea 5 NPA - Neutral Paralympic Athletes 6 SUI - Switzerland 7 GBR - Great Britain 8 GER - Germany 9 SVK - Slovakia 10 SWE - Sweden 11 FIN - Finland 12 USA - United States of America

Legend:
 LSFE(*) Last Stone First End



Game - Shot by Shot
게임-각각의 샷



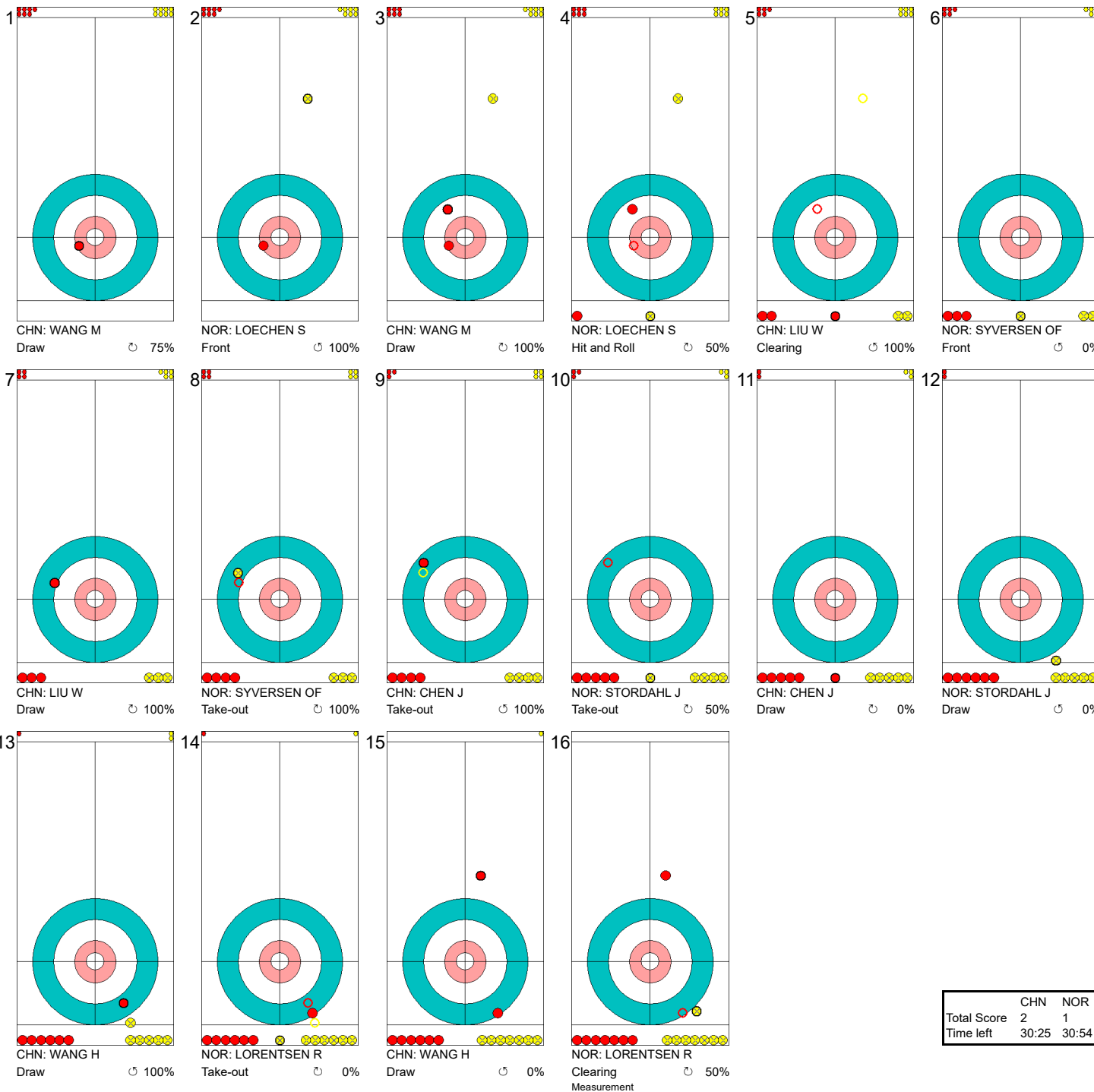
Legend:
 ↻ Clockwise ↺ Counter-clockwise - Not considered





Game - Shot by Shot
게임-각각의 샷

End 2 ● CHN - China 2 + 0 (this end) = 2 ● NOR - Norway 0 + 1 (this end) = 1

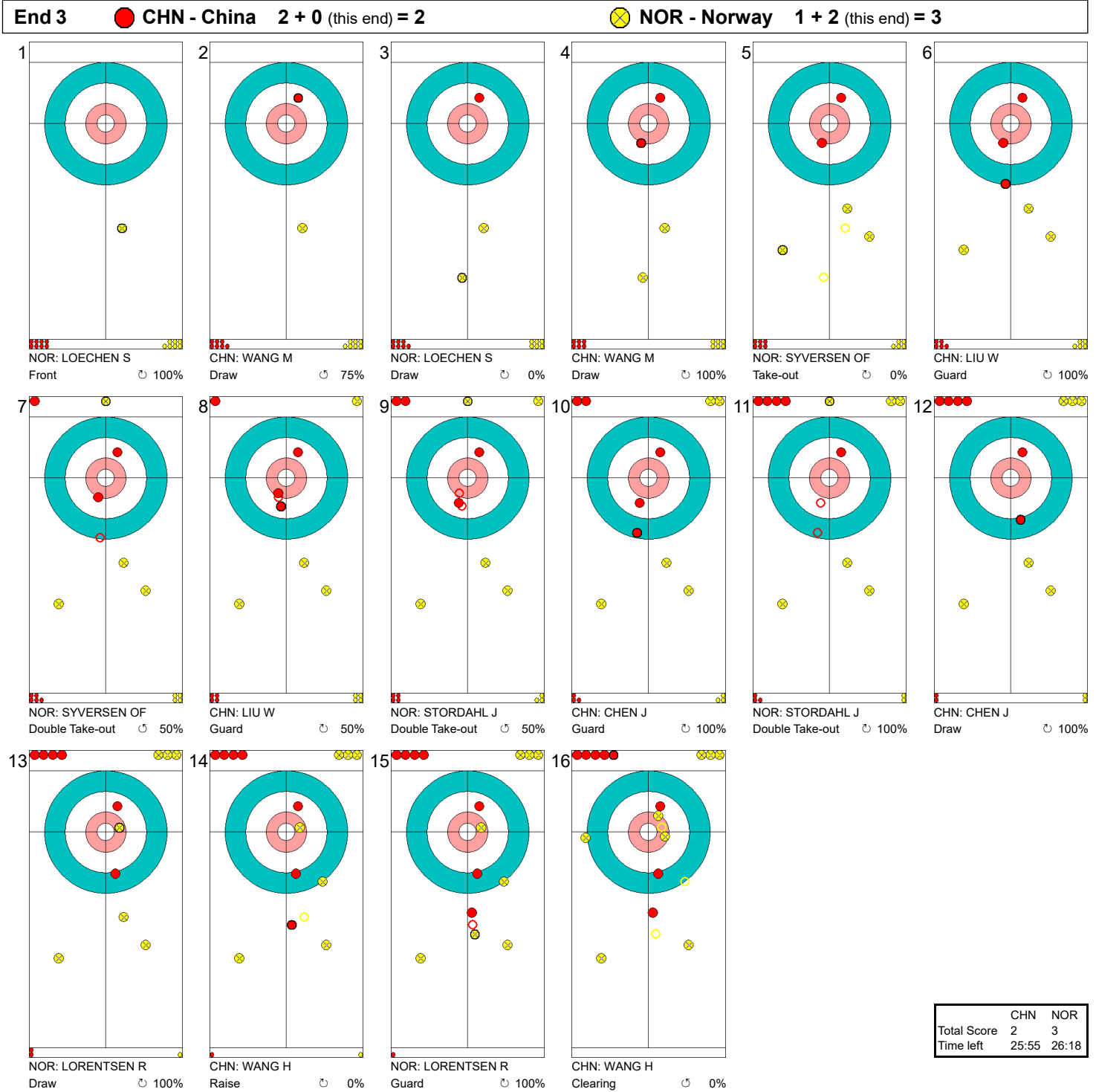


	CHN	NOR
Total Score	2	1
Time left	30:25	30:54

Legend:
 ↻ Clockwise ↺ Counter-clockwise - Not considered



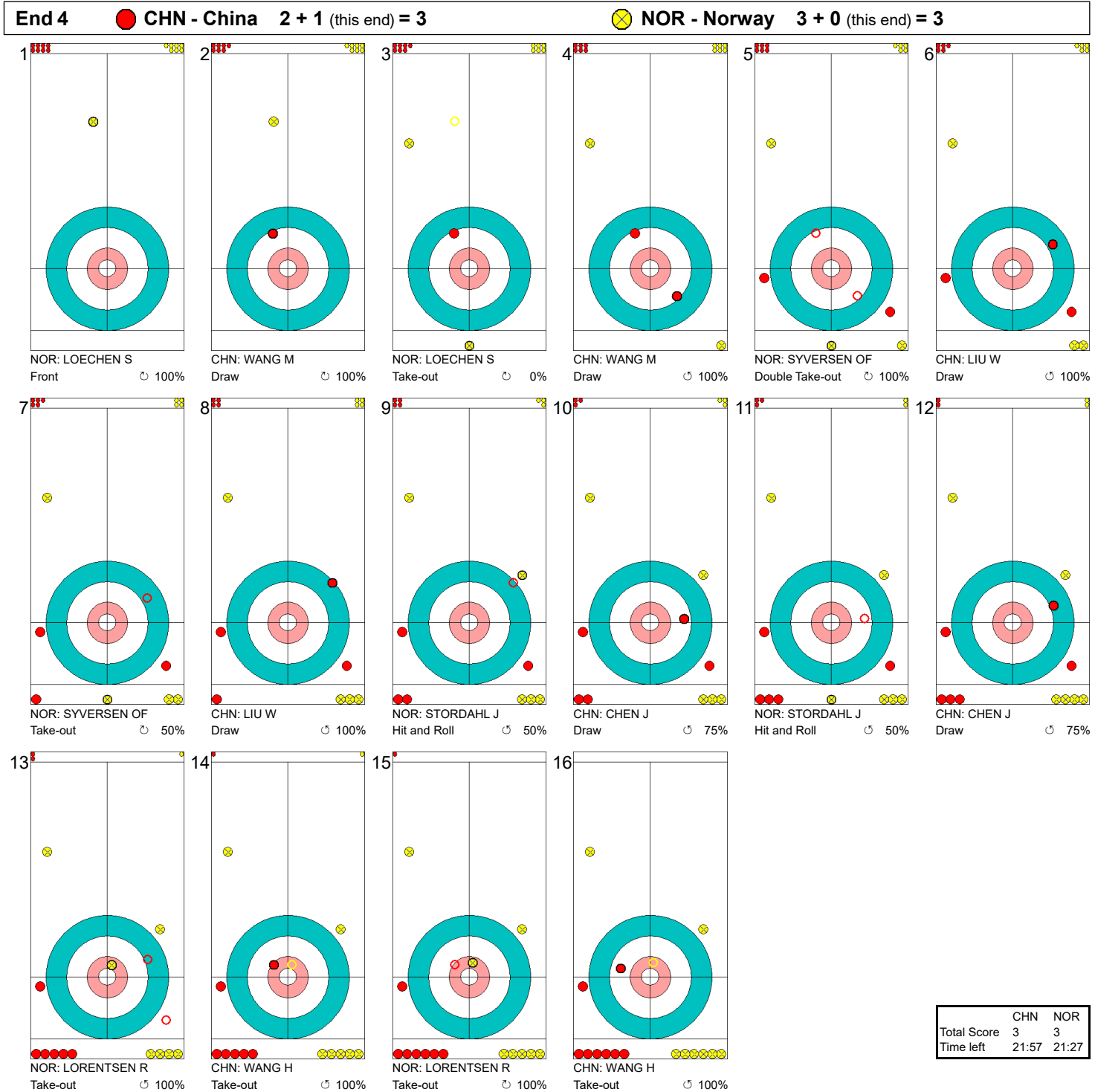
Game - Shot by Shot
게임-각각의 샷



Legend:
 ↻ Clockwise ↺ Counter-clockwise - Not considered



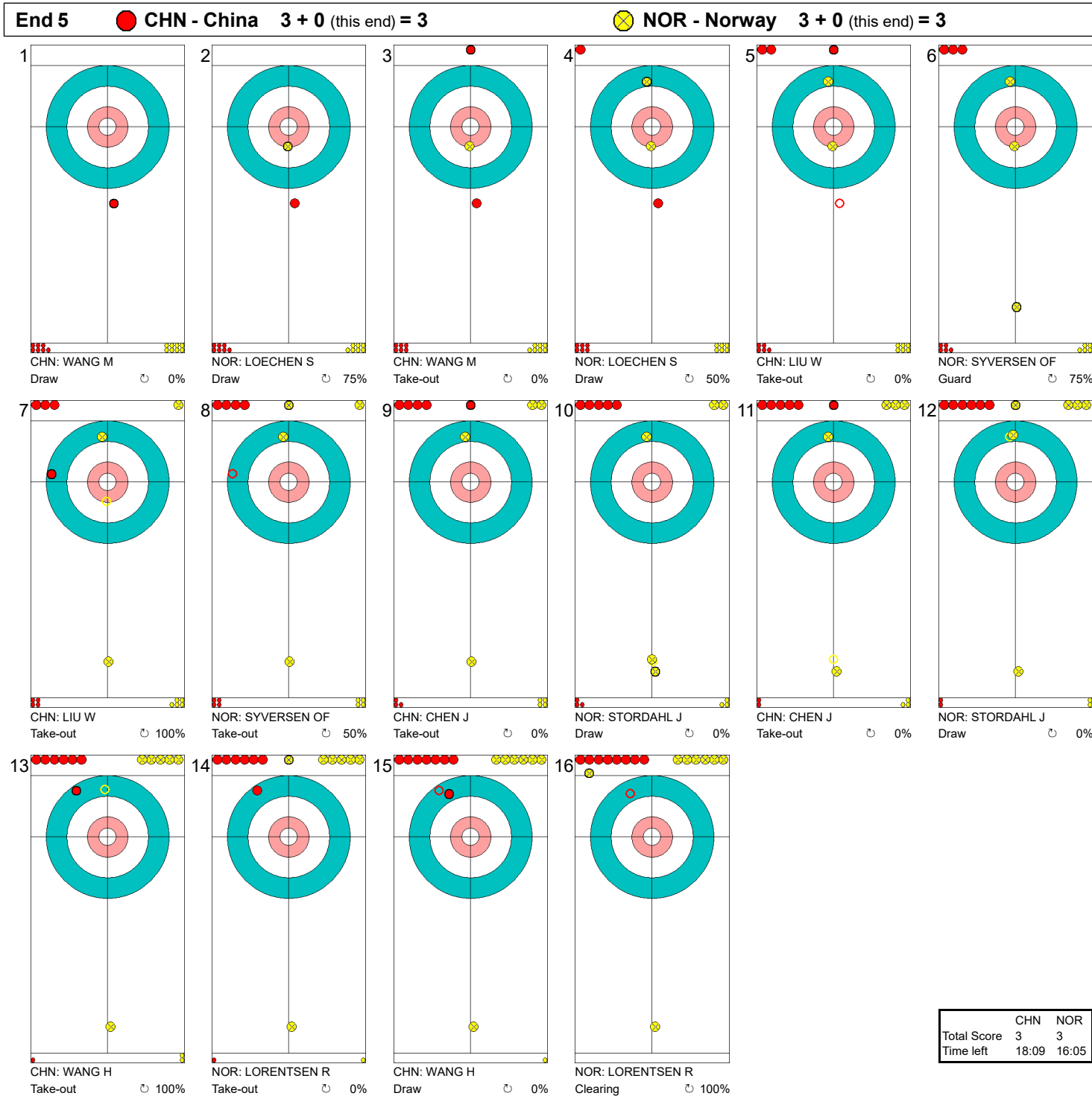
Game - Shot by Shot
게임-각각의 샷



Legend:
 ↻ Clockwise ↺ Counter-clockwise - Not considered




Game - Shot by Shot
 게임-각각의 샷



Legend:
 ↻ Clockwise ↺ Counter-clockwise - Not considered



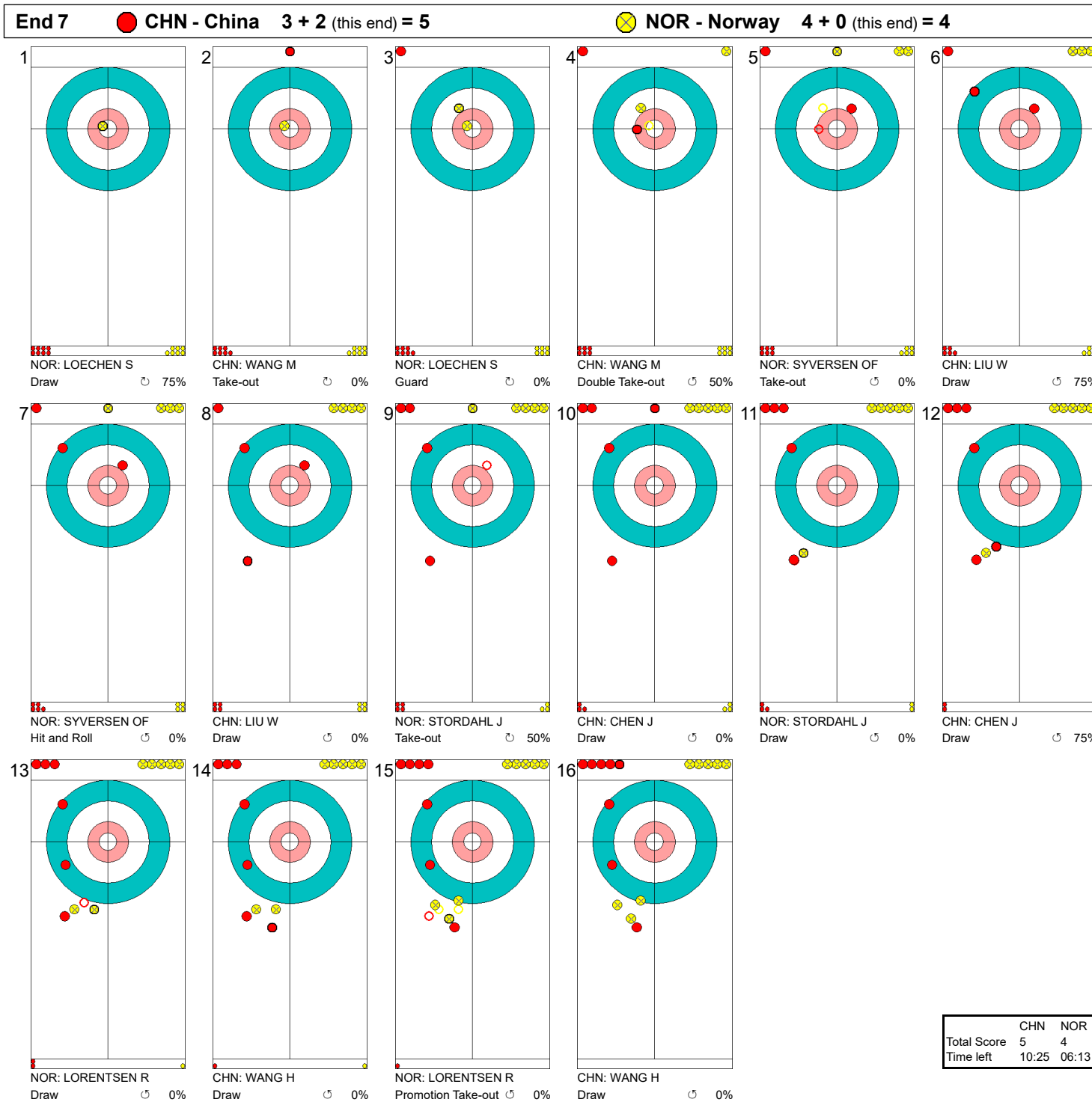
Game - Shot by Shot
게임-각각의 샷



Legend:
 ↻ Clockwise ↺ Counter-clockwise - Not considered



Game - Shot by Shot
게임-각각의 샷



Legend:
 ↻ Clockwise ↺ Counter-clockwise - Not considered



Game - Shot by Shot

게임-각각의 샷

End 8 ● **CHN - China** 5 + 0 (this end) = 5 ● **NOR - Norway** 4 + 1 (this end) = 5



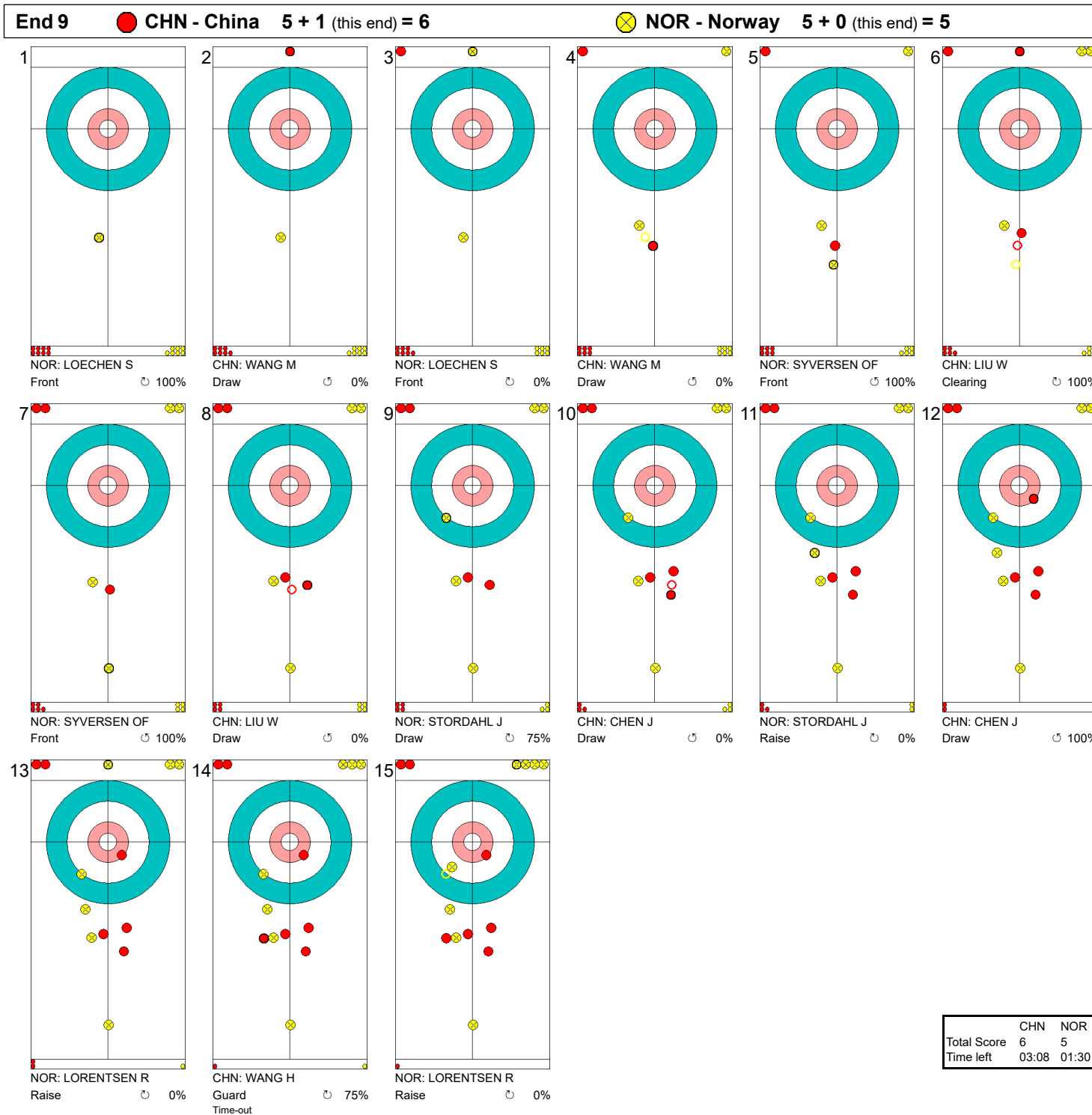
	CHN	NOR
Total Score	5	5
Time left	05:10	00:45

Legend:
 ↻ Clockwise ↺ Counter-clockwise - Not considered



Game - Shot by Shot

 게임-각각의 샷



Legend:

 ↻ Clockwise ↺ Counter-clockwise - Not considered



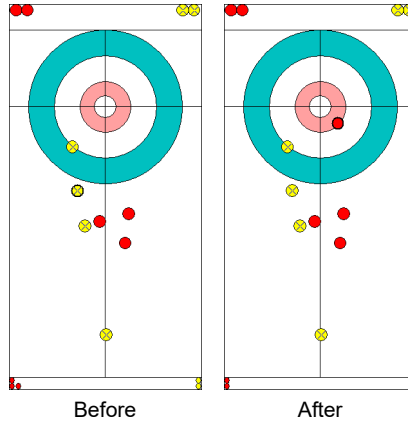
Most Important Shots

승부 유효 샷

Sheet	Game	Team	LSFE	1	2	3	4	5	6	7	8	Extra Ends	Total	
B	13	CHN - People's Republic of China	●	*	2	0	0	1	0	0	2	0	1	6
	13	NOR - Norway	●		0	1	2	0	0	1	0	1	0	5

Most Important Shot:

After a close game, the Chinese Third CHEN J played with his second stone in the extra end a perfect Draw to the four foot nicely covered. This was the game winning shot and the gold medal for team China since the Norwegian team was not able to make a better shot anymore.



End: 9
 Team: CHN - People's Republic of China
 Player: CHEN Jianxin
 Team Stone: 1 2 3 4 5 ⑥ 7 8
 Task: Draw
 Rotation: ⤵
 Shot Success: 100%

Legend:	⤵ Clockwise	⤴ Counter-clockwise	LSFE(*) Last Stone First End
----------------	-------------	---------------------	-------------------------------------

Gold Medal Review

CHN 6-5 NOR: WANG H (CHN) - gold

Saturday, 17 March 2018 - 17:31

PYEONGCHANG - Comments from skip WANG Haitao (CHN) after China beat Norway 6-5 to win the wheelchair curling gold medal at Gangneung Curling Centre on Saturday.

WANG Haitao (CHN) - gold

On the gold medal match, which went to an extra end:

"At the beginning I was so nervous and I felt the pressure so I was making mistakes. Now I am so happy."

On preparing for the final:

"I had a good night's sleep."

On reaction at home:

"All my friends and family were watching the TV to see this final."

CHN 6-5 NOR: LORENTSEN (NOR) - silver

Saturday, 17 March 2018 - 17:51

PYEONGCHANG - Comments from skip Rune LORENTSEN (NOR) after Norway lost 6-5 to China in the wheelchair curling gold medal match on Saturday.

Rune LORENTSEN (NOR) - silver

On the game:

"It's all good, I have to say. I think we played a good final. We made some mistakes in some ends, which was a pity because we had some chances to get some more points. But we'll have to take it as it comes."

On what he was thinking when he saw that the last stone did not work:

"I don't know what I was thinking. Afterwards, I think that I perhaps should have gone around it with the second stone and closed that gap."

"I regret it now, but that's how it is. We made a couple of attempts to stop their best stone but we failed."

On whether winning Norway's first ever wheelchair curling medal almost feels as good as a gold:

"Oh my God yes, I'm super happy."



Cumulative Player Statistics by Team

팀별 선수 누적 통계

CHN - People's Republic of China

WANG Haitao	M Fourth Skip		Left-handed			
Type	↻	%	↻	%	Total	%
Draw	31	69	37	47	68	57
Front	1	100	0	-	1	100
Guard	4	63	1	100	5	70
Raise	5	80	1	100	6	83
Wick / Soft Peeling	2	75	0	-	2	75
Freeze	0	-	0	-	0	-
Take-out	20	68	40	68	60	68
Hit and Roll	8	81	5	80	13	81
Clearing	5	100	11	75	16	83
Double Take-out	2	75	11	59	13	62
Promotion Take-out	2	100	2	0	4	50
Not considered	0	-	0	-	0	-
All Draws	43	70	39	49	82	60
All Take-outs	37	77	69	66	106	70
Total	80	73	108	60	188	66

CHEN Jianxin	M Third V-Skip		Left-handed			
Type	↻	%	↻	%	Total	%
Draw	17	46	27	57	44	53
Front	1	100	1	100	2	100
Guard	8	91	3	92	11	91
Raise	3	42	2	50	5	45
Wick / Soft Peeling	0	-	0	-	0	-
Freeze	0	-	0	-	0	-
Take-out	28	55	55	71	83	66
Hit and Roll	3	67	6	79	9	75
Clearing	5	80	21	85	26	84
Double Take-out	2	50	7	57	9	56
Promotion Take-out	2	100	1	0	3	67
Not considered	0	-	0	-	0	-
All Draws	29	59	33	61	62	60
All Take-outs	40	61	90	73	130	69
Total	69	61	123	70	192	66

LIU Wei	M Second		Right-handed			
Type	↻	%	↻	%	Total	%
Draw	30	57	27	51	57	54
Front	1	100	0	-	1	100
Guard	8	91	6	46	14	71
Raise	3	83	2	75	5	80
Wick / Soft Peeling	0	-	0	-	0	-
Freeze	0	-	0	-	0	-
Take-out	50	75	14	54	64	70
Hit and Roll	3	42	3	92	6	67
Clearing	18	75	21	69	39	72
Double Take-out	1	50	3	67	4	63
Promotion Take-out	2	50	0	-	2	50
Not considered	0	-	0	-	0	-
All Draws	42	66	35	51	77	59
All Take-outs	74	73	41	65	115	70
Total	116	70	76	59	192	66

WANG Meng	F Lead		Right-handed			
Type	↻	%	↻	%	Total	%
Draw	102	73	19	47	121	69
Front	16	95	0	-	16	95
Guard	2	100	0	-	2	100
Raise	2	100	0	-	2	100
Wick / Soft Peeling	3	17	0	-	3	17
Freeze	0	-	0	-	0	-
Take-out	39	63	3	83	42	65
Hit and Roll	2	75	0	-	2	75
Clearing	2	38	0	-	2	38
Double Take-out	0	-	1	50	1	50
Promotion Take-out	0	-	0	-	0	-
Not considered	0	-	1	-	1	-
All Draws	125	75	19	47	144	71
All Take-outs	43	63	4	75	47	64
Total	168	72	23	52	191	70

ZHANG Qiang	M Alternate		Right-handed			
Type	↻	%	↻	%	Total	%
Draw	0	-	0	-	0	-
Front	0	-	0	-	0	-
Guard	0	-	0	-	0	-
Raise	0	-	0	-	0	-
Wick / Soft Peeling	0	-	0	-	0	-
Freeze	0	-	0	-	0	-
Take-out	0	-	0	-	0	-
Hit and Roll	0	-	0	-	0	-
Clearing	0	-	0	-	0	-
Double Take-out	0	-	0	-	0	-
Promotion Take-out	0	-	0	-	0	-
Not considered	0	-	0	-	0	-
All Draws	0	-	0	-	0	-
All Take-outs	0	-	0	-	0	-
Total	0	-	0	-	0	-

Team: CHN - People's Republic of China

Type	↻	%	↻	%	Total	%
Draw	180	67	110	50	290	61
Front	19	96	1	100	20	96
Guard	22	86	10	65	32	80
Raise	13	75	5	70	18	74
Wick / Soft Peeling	5	40	0	-	5	40
Freeze	0	-	0	-	0	-
Take-out	137	67	112	68	249	67
Hit and Roll	16	70	14	82	30	76
Clearing	30	78	53	76	83	77
Double Take-out	5	60	22	59	27	59
Promotion Take-out	6	83	3	0	9	56
Not considered	0	-	1	-	1	-
All Draws	239	71	126	53	365	65
All Take-outs	194	69	204	69	398	69
Total	433	70	330	63	763	67

Legend:

↻ Clockwise

↻ Counter-clockwise

F Female

M Male



Cumulative Player Statistics by Team

팀별 선수 누적 통계

NOR - Norway

LORENTSEN Rune		M Fourth Skip		Right-handed	
Type	↻ %	↻ %	Total	%	
Draw	40	41	39	31	79 36
Front	0	-	0	-	0 -
Guard	9	72	6	96	15 82
Raise	6	38	2	75	8 47
Wick / Soft Peeling	2	75	2	50	4 63
Freeze	0	-	0	-	0 -
Take-out	28	60	16	63	44 61
Hit and Roll	4	63	5	80	9 72
Clearing	8	75	4	81	12 77
Double Take-out	7	43	9	61	16 53
Promotion Take-out	3	50	7	39	10 43
Not considered	0	-	3	-	3 -
All Draws	57	46	49	42	106 44
All Take-outs	50	60	41	62	91 61
Total	107	53	90	51	197 52

LOECHEN Sissel		F Lead		Both-handed	
Type	↻ %	↻ %	Total	%	
Draw	70	53	20	49	90 52
Front	42	87	18	60	60 79
Guard	5	80	0	-	5 80
Raise	0	-	0	-	0 -
Wick / Soft Peeling	2	50	1	0	3 33
Freeze	0	-	0	-	0 -
Take-out	25	56	9	22	34 47
Hit and Roll	1	50	0	-	1 50
Clearing	1	50	0	-	1 50
Double Take-out	1	50	1	50	2 50
Promotion Take-out	0	-	0	-	0 -
Not considered	3	-	3	-	6 -
All Draws	119	66	39	53	158 63
All Take-outs	28	55	10	25	38 47
Total	147	64	49	47	196 60

STORDAHL Jostein		M Third V-Skip		Right-handed	
Type	↻ %	↻ %	Total	%	
Draw	44	48	32	50	76 49
Front	0	-	0	-	0 -
Guard	11	89	8	81	19 86
Raise	6	58	3	92	9 69
Wick / Soft Peeling	0	-	0	-	0 -
Freeze	0	-	0	-	0 -
Take-out	35	60	20	55	55 58
Hit and Roll	3	92	5	60	8 72
Clearing	8	28	4	75	12 44
Double Take-out	4	75	10	43	14 52
Promotion Take-out	3	33	2	0	5 20
Not considered	0	-	1	-	1 -
All Draws	61	56	43	59	104 57
All Take-outs	53	57	41	52	94 55
Total	114	56	84	55	198 56

IVERSEN Rikke		F Alternate		Right-handed	
Type	↻ %	↻ %	Total	%	
Draw	0	-	0	-	0 -
Front	0	-	0	-	0 -
Guard	0	-	0	-	0 -
Raise	0	-	0	-	0 -
Wick / Soft Peeling	0	-	0	-	0 -
Freeze	0	-	0	-	0 -
Take-out	0	-	0	-	0 -
Hit and Roll	0	-	0	-	0 -
Clearing	0	-	0	-	0 -
Double Take-out	0	-	0	-	0 -
Promotion Take-out	0	-	0	-	0 -
Not considered	0	-	0	-	0 -
All Draws	0	-	0	-	0 -
All Take-outs	0	-	0	-	0 -
Total	0	-	0	-	0 -

SYVERSEN Ole Fredrik		M Second		Right-handed	
Type	↻ %	↻ %	Total	%	
Draw	31	37	33	50	64 44
Front	3	100	8	84	11 89
Guard	8	84	0	-	8 84
Raise	1	75	0	-	1 75
Wick / Soft Peeling	1	50	0	-	1 50
Freeze	0	-	0	-	0 -
Take-out	52	72	22	68	74 71
Hit and Roll	5	70	1	0	6 58
Clearing	13	83	13	62	26 72
Double Take-out	5	80	3	67	8 75
Promotion Take-out	1	0	2	75	3 50
Not considered	0	-	0	-	0 -
All Draws	44	51	41	57	85 54
All Take-outs	76	73	41	65	117 70
Total	120	65	82	61	202 63

Team: NOR - Norway					
Type	↻ %	↻ %	Total	%	
Draw	185	46	124	44	309 45
Front	45	88	26	67	71 80
Guard	33	82	14	88	47 84
Raise	13	50	5	85	18 60
Wick / Soft Peeling	5	60	3	33	8 50
Freeze	0	-	0	-	0 -
Take-out	140	64	67	57	207 61
Hit and Roll	13	71	11	64	24 68
Clearing	30	65	21	68	51 66
Double Take-out	17	62	23	53	40 57
Promotion Take-out	7	36	11	39	18 38
Not considered	3	-	7	-	10 -
All Draws	281	58	172	52	453 56
All Take-outs	207	63	133	57	340 61
Total	488	60	305	54	793 58

Legend:	↻ Clockwise	↻ Counter-clockwise	F Female
	M Male		



Summary of Big Ends

대량 득점 엔드 요약

Points Scored	By	Against	Session	End	Game Result
5	CHN - People's Republic of China	GBR - Great Britain	17	6	9 : 3
5	NPA - Neutral Paralympic Athletes	FIN - Finland	4	7	12 : 5
4	CAN - Canada	NOR - Norway	2	6	10 : 1
4	CAN - Canada	SWE - Sweden	4	3	8 : 4
4	CAN - Canada	CHN - People's Republic of China	9	6	8 : 5
4	CHN - People's Republic of China	SWE - Sweden	2	6	9 : 4
4	CHN - People's Republic of China	GER - Germany	5	5	7 : 3
4	CHN - People's Republic of China	KOR - Republic of Korea	16	4	6 : 7
4	FIN - Finland	USA - United States of America	7	3	8 : 5
4	KOR - Republic of Korea	USA - United States of America	1	5	7 : 3
4	KOR - Republic of Korea	FIN - Finland	9	1	11 : 3
4	KOR - Republic of Korea	FIN - Finland	9	5	11 : 3
4	NOR - Norway	KOR - Republic of Korea	13	6	9 : 2
4	SUI - Switzerland	GER - Germany	13	3	9 : 4

Note:
Big ends are defined as ends with a score of four or more points.



Time-out Statistics

타임아웃 통계

Team	Games	Number of Time-outs	Average Shot Success on Next Stone
SWE - Sweden	11	4	75%
SUI - Switzerland	11	8	68%
GBR - Great Britain	11	4	62%
SVK - Slovakia	11	12	54%
CAN - Canada	13	11	47%
KOR - Republic of Korea	13	12	47%
CHN - People's Republic of China	13	5	45%
NOR - Norway	13	10	45%
NPA - Neutral Paralympic Athletes	11	10	42%
FIN - Finland	11	4	37%
GER - Germany	11	7	25%
USA - United States of America	11	7	21%
Total	70	94	47%



Game Results

대회 경기결과

Sheet	Game	Team	LSFE	1	2	3	4	5	6	7	8	Extra Ends	Total
B	13	KOR - Republic of Korea	*	0	0	1	0	1	0	1	X		3
	13	CAN - Canada		2	0	0	2	0	1	0	X		5

KOR - Republic of Korea			Shot Success	
			Game	All
4	V	CHA Jaegoan	M	36%
3		JUNG Seungwon	M	50%
2	S	SEO Soonseok	M	33%
1		BANG Min-Ja	F	50%
A		LEE Dongha	M	41%
Team Total				41%

CAN - Canada			Shot Success	
			Game	All
4	S	IDESON Mark	M	43%
3	V	FORREST Ina	F	69%
2		THIESSEN Dennis	M	50%
1		WRIGHT Marie	F	81%
A		ANSEEUW Jamie	M	-
Team Total				61%

Time remaining: 0 minutes 24 seconds

Time-out: End 8 - KOR stone 6

LEE D replaced JUNG S at the beginning of end 5

Time remaining: 1 minute 9 seconds

Time-out: End 6 - CAN stone 8

Shot Success Analysis

KOR - Republic of Korea		↻	↺	Game
4	CHA Jaegoan	Draws	3 25%	5 40%
		Take-outs	6 33%	2 50%
		Total	9 31%	7 43%
3	JUNG Seungwon	Draws	0 -	2 50%
		Take-outs	5 60%	1 0%
		Total	5 60%	3 33%
2	SEO Soonseok	Draws	4 25%	6 46%
		Take-outs	4 38%	2 0%
		Total	8 31%	8 34%
1	BANG Min-Ja	Draws	9 39%	3 50%
		Take-outs	2 50%	2 100%
		Total	11 41%	5 70%
A	LEE Dongha	Draws	2 88%	3 50%
		Take-outs	2 0%	1 0%
		Total	4 44%	4 38%
Team		Draws	18 39%	19 46%
		Take-outs	19 39%	8 38%
		Total	37 39%	27 44%

CAN - Canada		↻	↺	Game
4	IDESON Mark	Draws	3 58%	6 67%
		Take-outs	2 13%	3 0%
		Total	5 40%	9 44%
3	FORREST Ina	Draws	7 89%	5 65%
		Take-outs	1 100%	3 17%
		Total	8 91%	8 47%
2	THIESSEN Dennis	Draws	5 65%	5 10%
		Take-outs	3 75%	3 67%
		Total	8 69%	8 31%
1	WRIGHT Marie	Draws	11 75%	1 100%
		Take-outs	1 75%	3 100%
		Total	12 75%	4 100%
A	ANSEEUW Jamie	Draws	0 -	0 -
		Take-outs	0 -	0 -
		Total	0 -	0 -
Team		Draws	26 75%	17 51%
		Take-outs	7 61%	12 46%
		Total	33 72%	29 49%

Note:

Position and function for each team member:

4 = Fourth, 3 = Third, 2 = Second, 1 = Lead, A = Alternate, S = Skip, V = Vice-Skip

Legend:

↻ Clockwise

↺ Counter-clockwise

F Female

LSFE(*) Last Stone First End

M Male

X Unplayed/unfinished end due to concession



Game - Shot by Shot

게임-각각의 샷

End 1 ● **KOR - Republic of Korea** 0 + 0 (this end) = 0 ● **CAN - Canada** 0 + 2 (this end) = 2



	KOR	CAN
Total Score	0	2
Time left	33:02	33:11

Legend:
 ↻ Clockwise ↺ Counter-clockwise - Not considered



Game - Shot by Shot
게임-각각의 샷

End 2 ● KOR - Republic of Korea 0 + 0 (this end) = 0 ○ CAN - Canada 2 + 0 (this end) = 2



	KOR	CAN
Total Score	0	2
Time left	28:10	29:25

Legend:
 ↻ Clockwise ↺ Counter-clockwise - Not considered





Game - Shot by Shot
 게임-각각의 샷

End 3 ● **KOR - Republic of Korea** 0 + 1 (this end) = 1 ● **CAN - Canada** 2 + 0 (this end) = 2



	KOR	CAN
Total Score	1	2
Time left	21:25	22:25

Legend:
 ↻ Clockwise ↺ Counter-clockwise - Not considered



Game - Shot by Shot

게임-각각의 샷

End 4 ● **KOR - Republic of Korea** 1 + 0 (this end) = 1 ● **CAN - Canada** 2 + 2 (this end) = 4

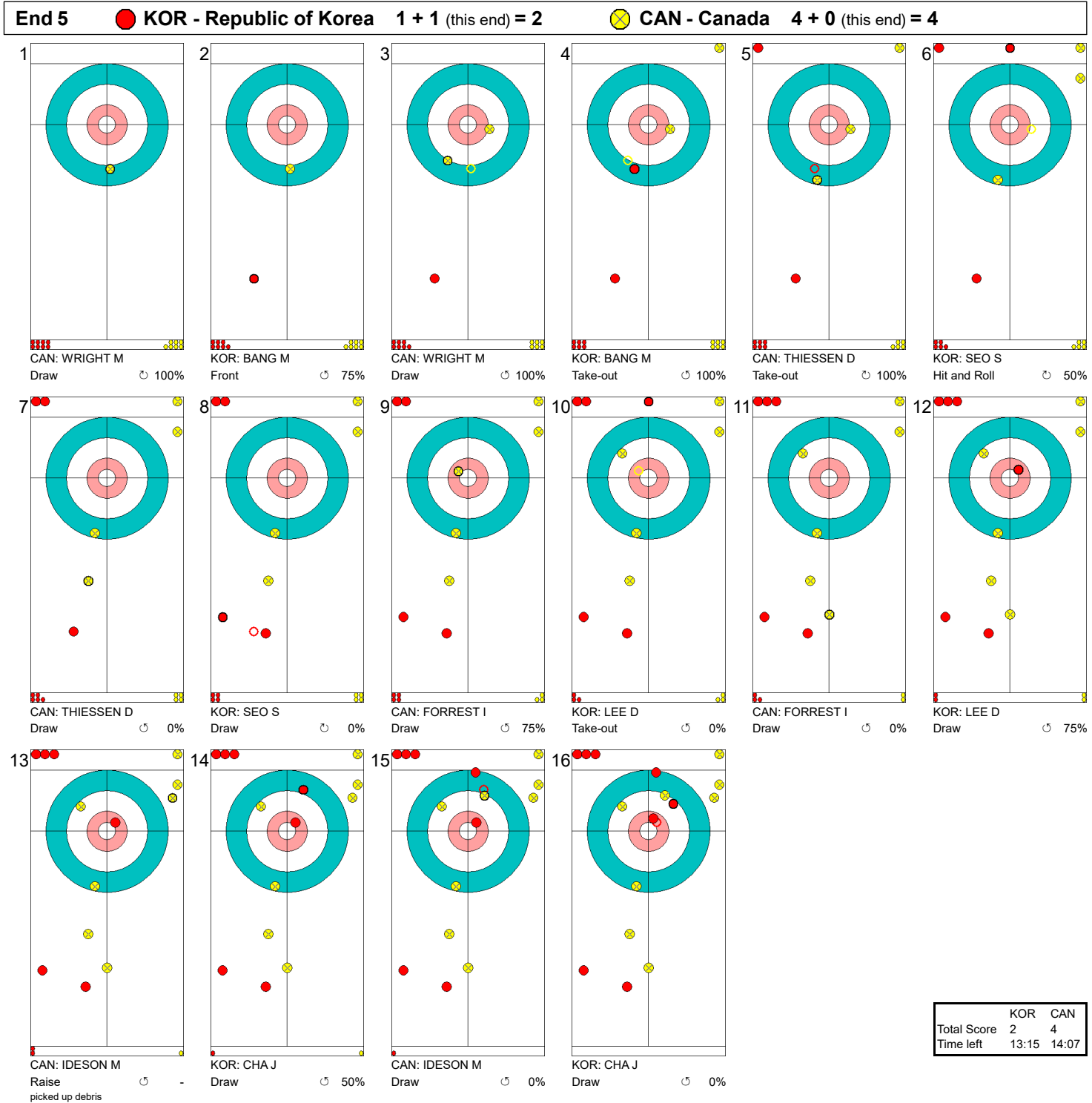


	KOR	CAN
Total Score	1	4
Time left	17:27	18:02

Legend:
 ↻ Clockwise ↺ Counter-clockwise - Not considered



Game - Shot by Shot
게임-각각의 샷



Legend:
 ↻ Clockwise ↺ Counter-clockwise - Not considered



Game - Shot by Shot

게임-각각의 샷

End 6
 ● **KOR - Republic of Korea**
 2 + 0 (this end) = 2
 ● **CAN - Canada**
 4 + 1 (this end) = 5



	KOR	CAN
Total Score	2	5
Time left	09:45	08:07

Legend:
 ↻ Clockwise ↺ Counter-clockwise - Not considered



Game - Shot by Shot

게임-각각의 샷

End 7 ● **KOR - Republic of Korea** 2 + 1 (this end) = 3 ● **CAN - Canada** 5 + 0 (this end) = 5



	KOR	CAN
Total Score	3	5
Time left	04:58	04:38

Legend:
 ↻ Clockwise ↺ Counter-clockwise - Not considered



Game - Shot by Shot
게임-각각의 샷

End 8 ● KOR - Republic of Korea 3 + X (this end) = 3 ● CAN - Canada 5 + X (this end) = 5



	KOR	CAN
Total Score	3	5
Time left	00:24	01:09

Legend:
 ↻ Clockwise ↺ Counter-clockwise - Not considered
 X Unfinished end due to concession



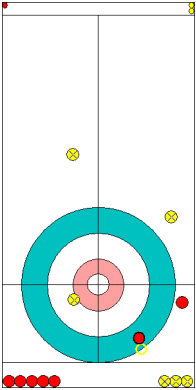
Most Important Shots

승부 유효 샷

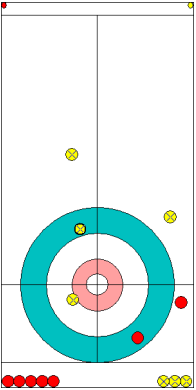
Sheet	Game	Team	LSFE	1	2	3	4	5	6	7	8	Extra Ends	Total
B	13	KOR - Republic of Korea	● *	0	0	1	0	1	0	1	X		3
	13	CAN - Canada	●	2	0	0	2	0	1	0	X		5

Most Important Shot:

Canadian Skip IDESON M played a Draw to sit partially behind a guard and also covering another Canadian stone on the back four foot. The Korean team then attempted a take-out, but hit the guard, allowing team Canada to take a commanding lead in the game.



Before



After

End: 4

Team: CAN - Canada

Player: IDESON Mark

Team Stone: 1 2 3 4 5 6 ⑦ 8

Task: Draw

Rotation: ⤵

Shot Success: 100%

Legend:	⤵ Clockwise	⤴ Counter-clockwise	LSFE(*) Last Stone First End
	● Unplayed/unfinished end due to concession		

Bronze Medal Game Review

CAN 5-3 KOR: SEO, coach BEAK (KOR)

Saturday, 17 March 2018 - 13:42

PYEONGCHANG - Comments from skip SEO Soonseok (KOR) and coach BEAK Jong Chul (KOR) after Republic of Korea lost 5-3 to Canada in the wheelchair curling bronze medal match on Saturday.

SEO Soonseok (KOR) - skip

On the performance:

"I was not at my best. I really think we should have had the third place and I hope the crowd are not disappointed."

BEAK Jong Chul (KOR) - coach

On losing the bronze medal match:

"I am disappointed to finish fourth and I am disappointed that the team did not do as well as usual. The team were nervous and I think they need more experience of playing in world championships and Paralympics. Canada are a very experienced team."

On reaching the semifinal:

"I am so grateful and thankful that they did well. Today is the last day as this team because the athletes go back to their clubs so I am sad about it and I had a cry in the morning."



Cumulative Player Statistics by Team

팀별 선수 누적 통계

CAN - Canada

IDESON Mark	M Fourth Skip		Right-handed			
Type	↻	%	↻	%	Total	%
Draw	38	66	41	54	79	60
Front	0	-	0	-	0	-
Guard	13	81	17	78	30	79
Raise	5	30	4	44	9	36
Wick / Soft Peeling	0	-	0	-	0	-
Freeze	0	-	0	-	0	-
Take-out	25	64	29	59	54	61
Hit and Roll	4	63	2	0	6	42
Clearing	0	-	2	63	2	63
Double Take-out	5	45	1	50	6	46
Promotion Take-out	2	0	0	-	2	0
Not considered	0	-	6	-	6	-
All Draws	56	67	62	60	118	63
All Take-outs	36	58	34	55	70	56
Total	92	63	96	58	188	61

WRIGHT Marie	F Lead		Right-handed			
Type	↻	%	↻	%	Total	%
Draw	64	67	32	58	96	64
Front	24	81	11	80	35	81
Guard	4	88	1	25	5	75
Raise	2	88	0	-	2	88
Wick / Soft Peeling	0	-	0	-	0	-
Freeze	0	-	0	-	0	-
Take-out	23	76	27	61	50	68
Hit and Roll	2	75	1	100	3	83
Clearing	0	-	1	100	1	100
Double Take-out	0	-	0	-	0	-
Promotion Take-out	0	-	0	-	0	-
Not considered	1	-	7	-	8	-
All Draws	94	72	44	63	138	69
All Take-outs	25	76	29	64	54	69
Total	119	73	73	63	192	69

FORREST Ina	F Third V-Skip		Left-handed			
Type	↻	%	↻	%	Total	%
Draw	48	62	30	61	78	62
Front	4	75	0	-	4	75
Guard	13	85	15	65	28	74
Raise	2	50	4	88	6	75
Wick / Soft Peeling	0	-	1	75	1	75
Freeze	0	-	0	-	0	-
Take-out	22	70	37	61	59	64
Hit and Roll	2	88	4	75	6	79
Clearing	5	75	4	25	9	53
Double Take-out	3	42	2	75	5	55
Promotion Take-out	1	0	1	50	2	25
Not considered	0	-	0	-	0	-
All Draws	67	67	50	65	117	66
All Take-outs	33	67	48	59	81	63
Total	100	67	98	62	198	65

ANSEEUW Jamie	M Alternate		Right-handed			
Type	↻	%	↻	%	Total	%
Draw	1	50	0	-	1	50
Front	0	-	0	-	0	-
Guard	0	-	0	-	0	-
Raise	0	-	0	-	0	-
Wick / Soft Peeling	0	-	0	-	0	-
Freeze	0	-	0	-	0	-
Take-out	1	0	2	63	3	42
Hit and Roll	0	-	0	-	0	-
Clearing	3	50	1	0	4	38
Double Take-out	0	-	0	-	0	-
Promotion Take-out	0	-	0	-	0	-
Not considered	0	-	0	-	0	-
All Draws	1	50	0	-	1	50
All Take-outs	4	38	3	42	7	39
Total	5	40	3	42	8	41

THIESSEN Dennis	M Second		Left-handed			
Type	↻	%	↻	%	Total	%
Draw	38	48	32	48	70	48
Front	1	75	2	100	3	92
Guard	7	79	2	100	9	83
Raise	0	-	5	45	5	45
Wick / Soft Peeling	0	-	0	-	0	-
Freeze	0	-	0	-	0	-
Take-out	36	69	43	63	79	66
Hit and Roll	5	80	1	100	6	83
Clearing	8	69	9	72	17	71
Double Take-out	0	-	1	50	1	50
Promotion Take-out	1	100	0	-	1	100
Not considered	0	-	0	-	0	-
All Draws	46	53	41	52	87	53
All Take-outs	50	71	54	65	104	68
Total	96	63	95	60	191	61

Team: CAN - Canada						
Type	↻	%	↻	%	Total	%
Draw	189	62	135	55	324	59
Front	29	80	13	83	42	81
Guard	37	82	35	72	72	77
Raise	9	47	13	58	22	53
Wick / Soft Peeling	0	-	1	75	1	75
Freeze	0	-	0	-	0	-
Take-out	107	69	138	61	245	65
Hit and Roll	13	75	8	63	21	70
Clearing	16	67	17	57	33	62
Double Take-out	8	44	4	63	12	50
Promotion Take-out	4	25	1	50	5	30
Not considered	1	-	13	-	14	-
All Draws	264	66	197	60	461	64
All Take-outs	148	67	168	61	316	64
Total	412	66	365	60	777	64

Legend:	↻ Clockwise	↻ Counter-clockwise	F Female
	M Male		



Cumulative Player Statistics by Team

팀별 선수 누적 통계

KOR - Republic of Korea

CHA Jaegoan		M Fourth V-Skip		Right-handed	
Type	↻ %	↻ %	Total	%	
Draw	36 56	29 48	65	53	
Front	0 -	0 -	0	-	
Guard	6 71	12 81	18	78	
Raise	2 38	2 50	4	44	
Wick / Soft Peeling	0 -	0 -	0	-	
Freeze	0 -	0 -	0	-	
Take-out	41 65	24 47	65	58	
Hit and Roll	6 63	1 100	7	68	
Clearing	6 83	2 50	8	75	
Double Take-out	11 61	5 80	16	67	
Promotion Take-out	3 17	1 50	4	25	
Not considered	1 -	2 -	3	-	
All Draws	44 57	43 58	87	57	
All Take-outs	67 64	33 54	100	61	
Total	111 61	76 56	187	59	

BANG Min-Ja		F Lead		Right-handed	
Type	↻ %	↻ %	Total	%	
Draw	63 63	42 65	105	64	
Front	26 78	20 83	46	80	
Guard	4 75	1 50	5	70	
Raise	1 100	1 100	2	100	
Wick / Soft Peeling	0 -	0 -	0	-	
Freeze	0 -	0 -	0	-	
Take-out	32 67	11 86	43	72	
Hit and Roll	0 -	1 50	1	50	
Clearing	2 75	1 100	3	83	
Double Take-out	0 -	0 -	0	-	
Promotion Take-out	0 -	1 75	1	75	
Not considered	0 -	0 -	0	-	
All Draws	94 68	64 71	158	69	
All Take-outs	34 68	14 84	48	72	
Total	128 68	78 73	206	70	

JUNG Seungwon		M Third		Right-handed	
Type	↻ %	↻ %	Total	%	
Draw	33 65	41 53	74	58	
Front	2 0	0 -	2	0	
Guard	8 81	6 83	14	82	
Raise	2 75	2 50	4	63	
Wick / Soft Peeling	0 -	0 -	0	-	
Freeze	0 -	0 -	0	-	
Take-out	43 67	14 61	57	66	
Hit and Roll	2 75	0 -	2	75	
Clearing	13 75	6 71	19	74	
Double Take-out	5 40	3 50	8	44	
Promotion Take-out	3 42	1 50	4	44	
Not considered	0 -	0 -	0	-	
All Draws	45 66	49 57	94	61	
All Take-outs	66 66	24 61	90	65	
Total	111 66	73 58	184	63	

LEE Dongha		M Alternate		Right-handed	
Type	↻ %	↻ %	Total	%	
Draw	3 92	8 34	11	50	
Front	4 44	1 100	5	55	
Guard	0 -	1 100	1	100	
Raise	2 88	2 38	4	63	
Wick / Soft Peeling	0 -	0 -	0	-	
Freeze	0 -	0 -	0	-	
Take-out	3 33	7 54	10	48	
Hit and Roll	0 -	0 -	0	-	
Clearing	0 -	0 -	0	-	
Double Take-out	1 100	2 75	3	83	
Promotion Take-out	0 -	0 -	0	-	
Not considered	0 -	0 -	0	-	
All Draws	9 69	12 46	21	56	
All Take-outs	4 50	9 58	13	56	
Total	13 63	21 51	34	56	

SEO Soonseok		M Second Skip		Right-handed	
Type	↻ %	↻ %	Total	%	
Draw	27 47	37 61	64	55	
Front	6 67	2 75	8	69	
Guard	4 81	12 69	16	72	
Raise	1 75	3 33	4	44	
Wick / Soft Peeling	1 100	0 -	1	100	
Freeze	0 -	0 -	0	-	
Take-out	41 68	28 66	69	67	
Hit and Roll	4 75	5 65	9	69	
Clearing	15 67	12 50	27	59	
Double Take-out	5 70	1 100	6	75	
Promotion Take-out	2 0	0 -	2	0	
Not considered	0 -	0 -	0	-	
All Draws	39 56	54 62	93	59	
All Take-outs	67 66	46 63	113	65	
Total	106 63	100 62	206	62	

Team: KOR - Republic of Korea					
Type	↻ %	↻ %	Total	%	
Draw	162 60	157 56	319	58	
Front	38 68	23 83	61	74	
Guard	22 77	32 77	54	77	
Raise	8 72	10 48	18	58	
Wick / Soft Peeling	1 100	0 -	1	100	
Freeze	0 -	0 -	0	-	
Take-out	160 66	84 61	244	65	
Hit and Roll	12 69	7 68	19	68	
Clearing	36 73	21 58	57	68	
Double Take-out	22 60	11 73	33	64	
Promotion Take-out	8 22	3 58	11	32	
Not considered	1 -	2 -	3	-	
All Draws	231 64	222 61	453	63	
All Take-outs	238 65	126 62	364	64	
Total	469 65	348 62	817	63	

Legend:
 ↻ Clockwise ↻ Counter-clockwise F Female
 M Male

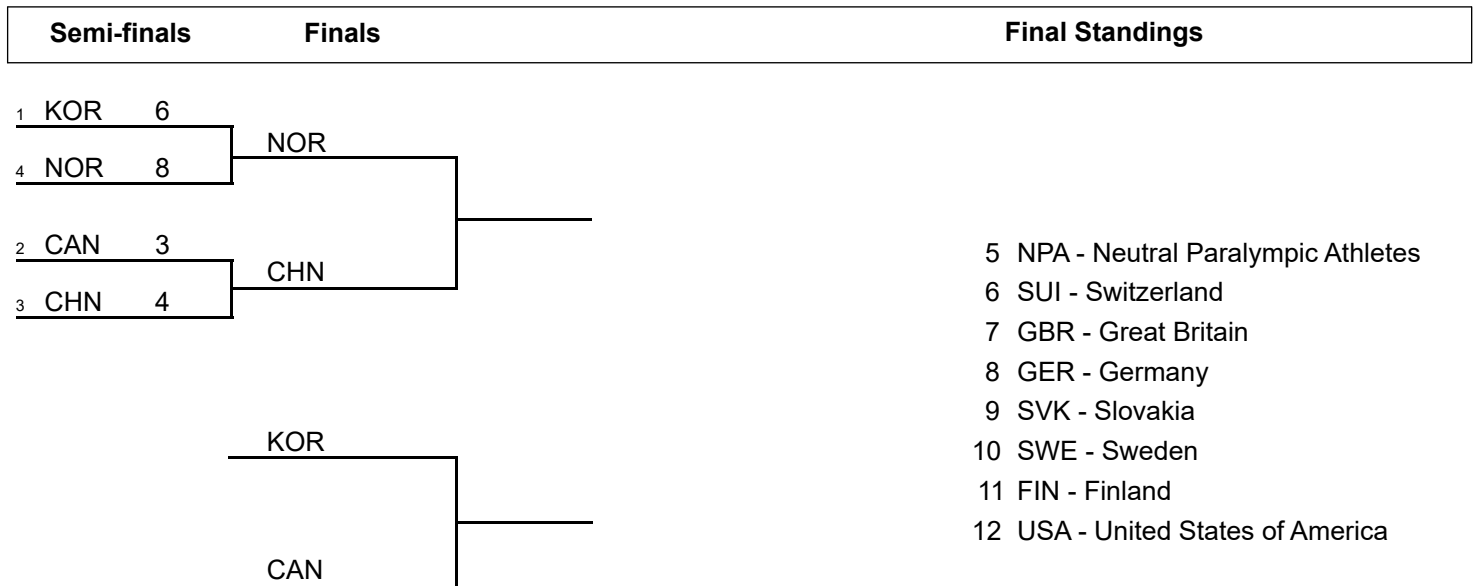


Session Results and Standings

세션 결과 및 순위

Sheet	Game	Team	LSFE	1	2	3	4	5	6	7	8	Extra Ends	Total
A	12	CHN - People's Republic of China	*	0	1	0	2	0	0	0	1		4
	12	CAN - Canada		0	0	1	0	2	0	0	0		3
C	12	KOR - Republic of Korea	*	0	2	0	2	0	0	0	2	0	6
	12	NOR - Norway		1	0	3	0	0	0	2	0	2	8

Play-offs Bracket



Legend:
LSFE(*) Last Stone First End



Game Results

대회 경기결과

Sheet	Game	Team	LSFE	1	2	3	4	5	6	7	8	Extra Ends	Total
A	12	CHN - People's Republic of China	*	0	1	0	2	0	0	0	1		4
	12	CAN - Canada		0	0	1	0	2	0	0	0		3

CHN - People's Republic of China			Shot Success	Game	All
4 S	WANG Haitao	M	75%		67%
3 V	CHEN Jianxin	M	66%		67%
2	LIU Wei	M	73%		66%
1	WANG Meng	F	81%		71%
A	ZHANG Qiang	M	-		-
Team Total			74%		67%

CAN - Canada			Shot Success	Game	All
4 S	IDESON Mark	M	80%		62%
3 V	FORREST Ina	F	84%		64%
2	THIESSEN Dennis	M	66%		62%
1	WRIGHT Marie	F	88%		68%
A	ANSEEUW Jamie	M	-		41%
Team Total			79%		64%

Time remaining: 0 minutes 22 seconds

Time-out: End 8 - CHN stone 5

Time remaining: 3 minutes 49 seconds

Time-out: End 7 - CAN stone 5

Shot Success Analysis

CHN - People's Republic of China		↻	↺	Game
4 WANG Haitao	Draws	3 33%	2 100%	5 60%
	Take-outs	6 79%	5 85%	11 82%
	Total	9 64%	7 89%	16 75%
3 CHEN Jianxin	Draws	0 -	3 67%	3 67%
	Take-outs	4 50%	9 72%	13 65%
	Total	4 50%	12 71%	16 66%
2 LIU Wei	Draws	5 70%	1 75%	6 71%
	Take-outs	8 81%	2 50%	10 75%
	Total	13 77%	3 58%	16 73%
1 WANG Meng	Draws	8 75%	0 -	8 75%
	Take-outs	6 92%	2 75%	8 88%
	Total	14 82%	2 75%	16 81%
A ZHANG Qiang	Draws	0 -	0 -	0 -
	Take-outs	0 -	0 -	0 -
	Total	0 -	0 -	0 -
Team	Draws	16 66%	6 79%	22 69%
	Take-outs	24 78%	18 74%	42 76%
	Total	40 73%	24 75%	64 74%

CAN - Canada		↻	↺	Game
4 IDESON Mark	Draws	7 96%	2 100%	9 97%
	Take-outs	7 57%	0 -	7 57%
	Total	14 77%	2 100%	16 80%
3 FORREST Ina	Draws	9 83%	1 100%	10 85%
	Take-outs	2 100%	4 75%	6 83%
	Total	11 86%	5 80%	16 84%
2 THIESSEN Dennis	Draws	4 88%	2 50%	6 75%
	Take-outs	6 58%	4 63%	10 60%
	Total	10 70%	6 58%	16 66%
1 WRIGHT Marie	Draws	8 88%	2 75%	10 85%
	Take-outs	5 90%	1 100%	6 92%
	Total	13 88%	3 83%	16 88%
A ANSEEUW Jamie	Draws	0 -	0 -	0 -
	Take-outs	0 -	0 -	0 -
	Total	0 -	0 -	0 -
Team	Draws	28 88%	7 79%	35 86%
	Take-outs	20 70%	9 72%	29 71%
	Total	48 81%	16 75%	64 79%

Note:

Position and function for each team member:

4 = Fourth, 3 = Third, 2 = Second, 1 = Lead, A = Alternate, S = Skip, V = Vice-Skip

Legend:

↻ Clockwise

↺ Counter-clockwise

F Female

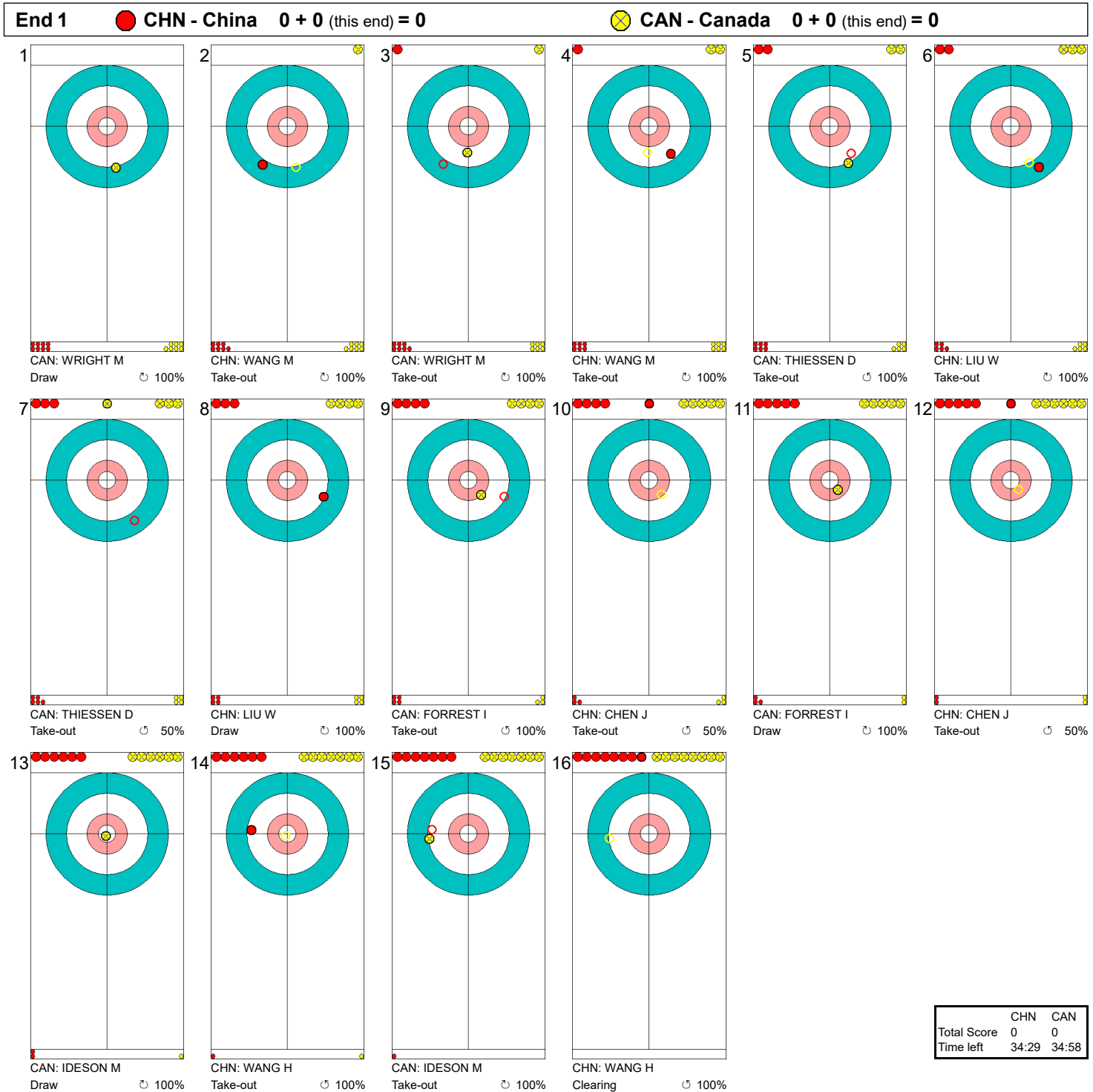
LSFE(*) Last Stone First End

M Male



Game - Shot by Shot

게임-각각의 샷




Legend:
 ↻ Clockwise ↺ Counter-clockwise - Not considered



Game - Shot by Shot

게임-각각의 샷



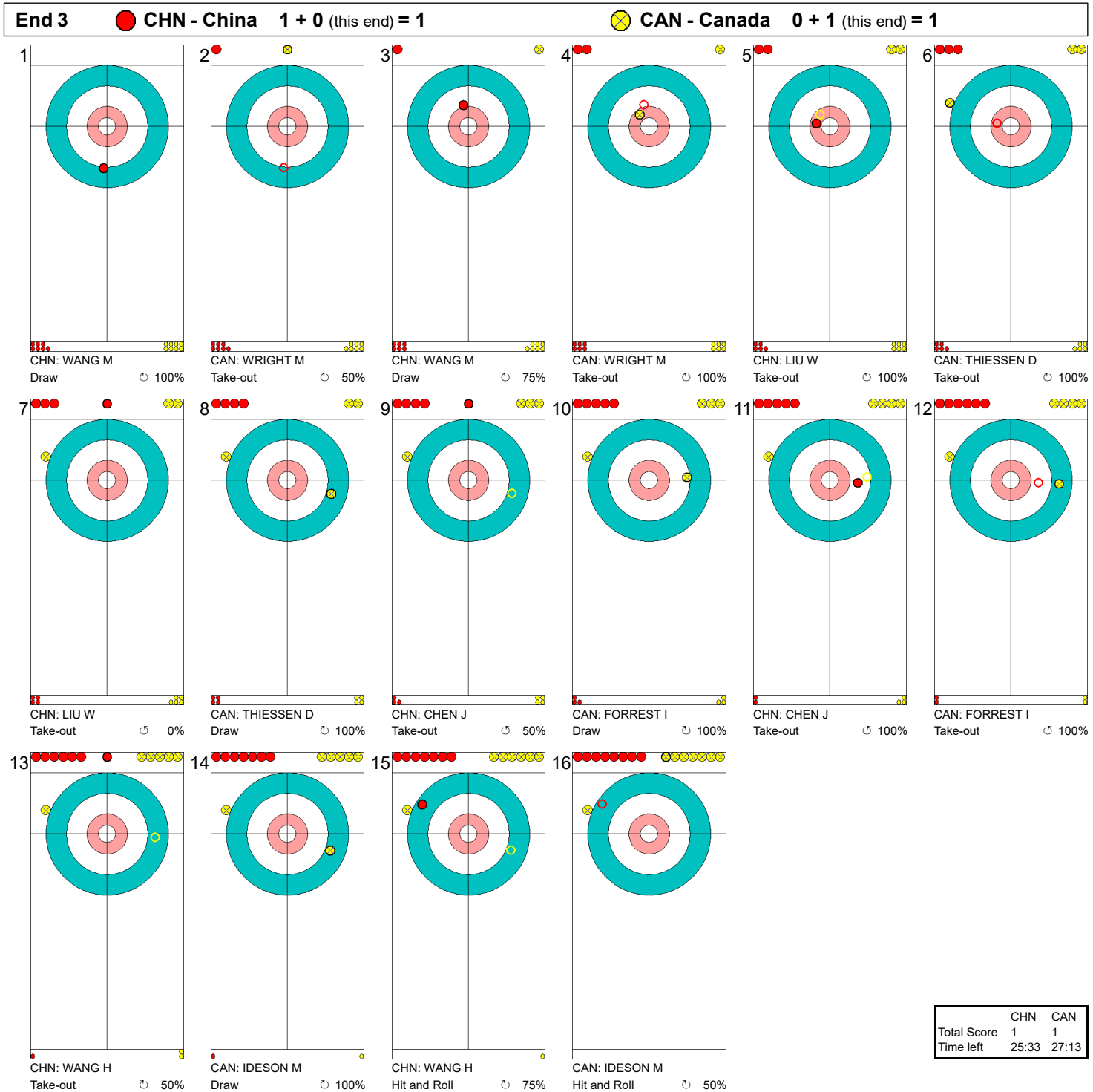
Legend:

↻ Clockwise ↺ Counter-clockwise - Not considered



Game - Shot by Shot

게임-각각의 샷



Legend:
 ↻ Clockwise ↺ Counter-clockwise - Not considered



Game - Shot by Shot
게임-각각의 샷

End 4 ● CHN - China 1 + 2 (this end) = 3 ● CAN - Canada 1 + 0 (this end) = 1



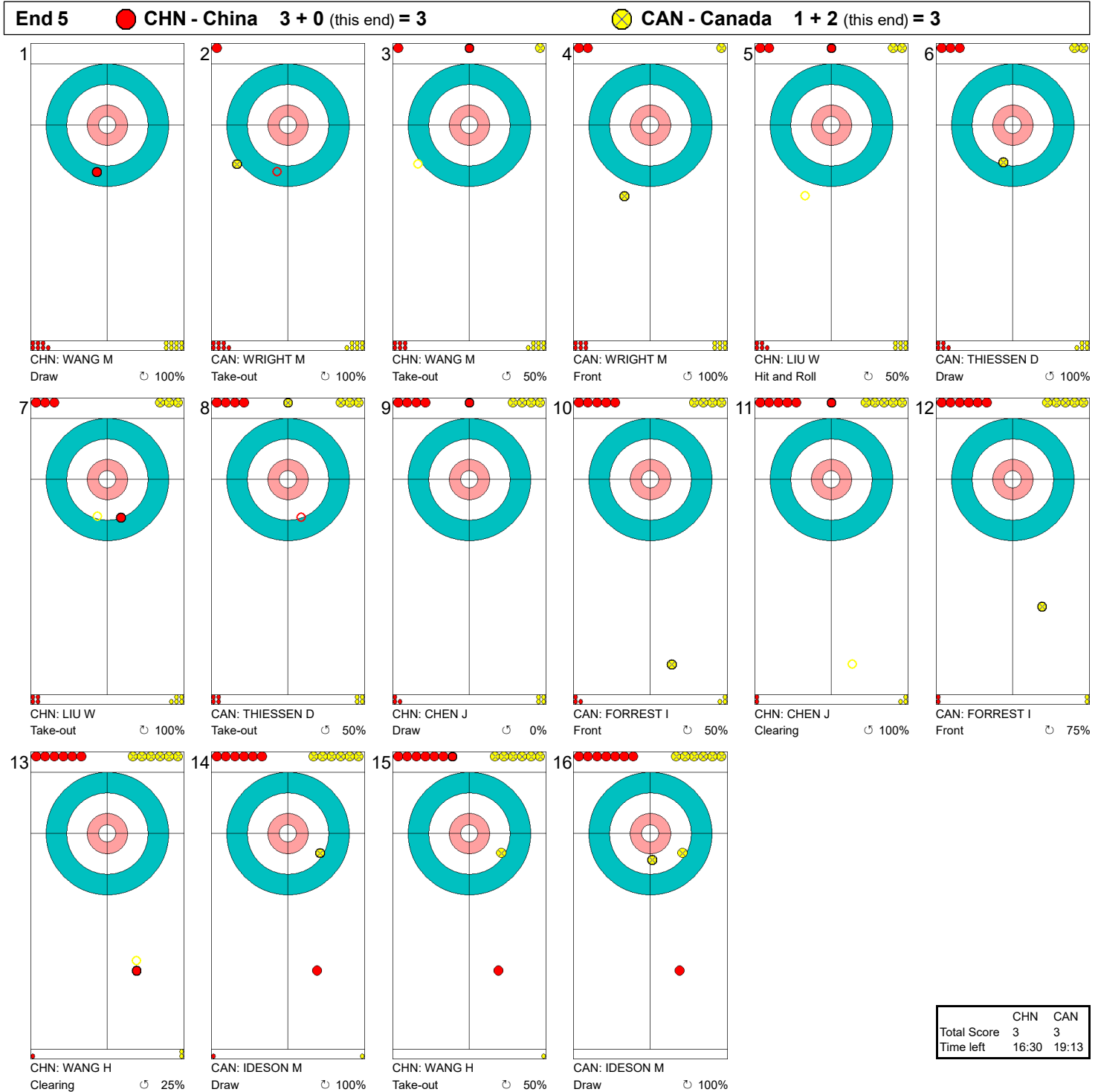
	CHN	CAN
Total Score	3	1
Time left	20:08	23:31

Legend:
 ↻ Clockwise ↺ Counter-clockwise - Not considered



Game - Shot by Shot

게임-각각의 샷



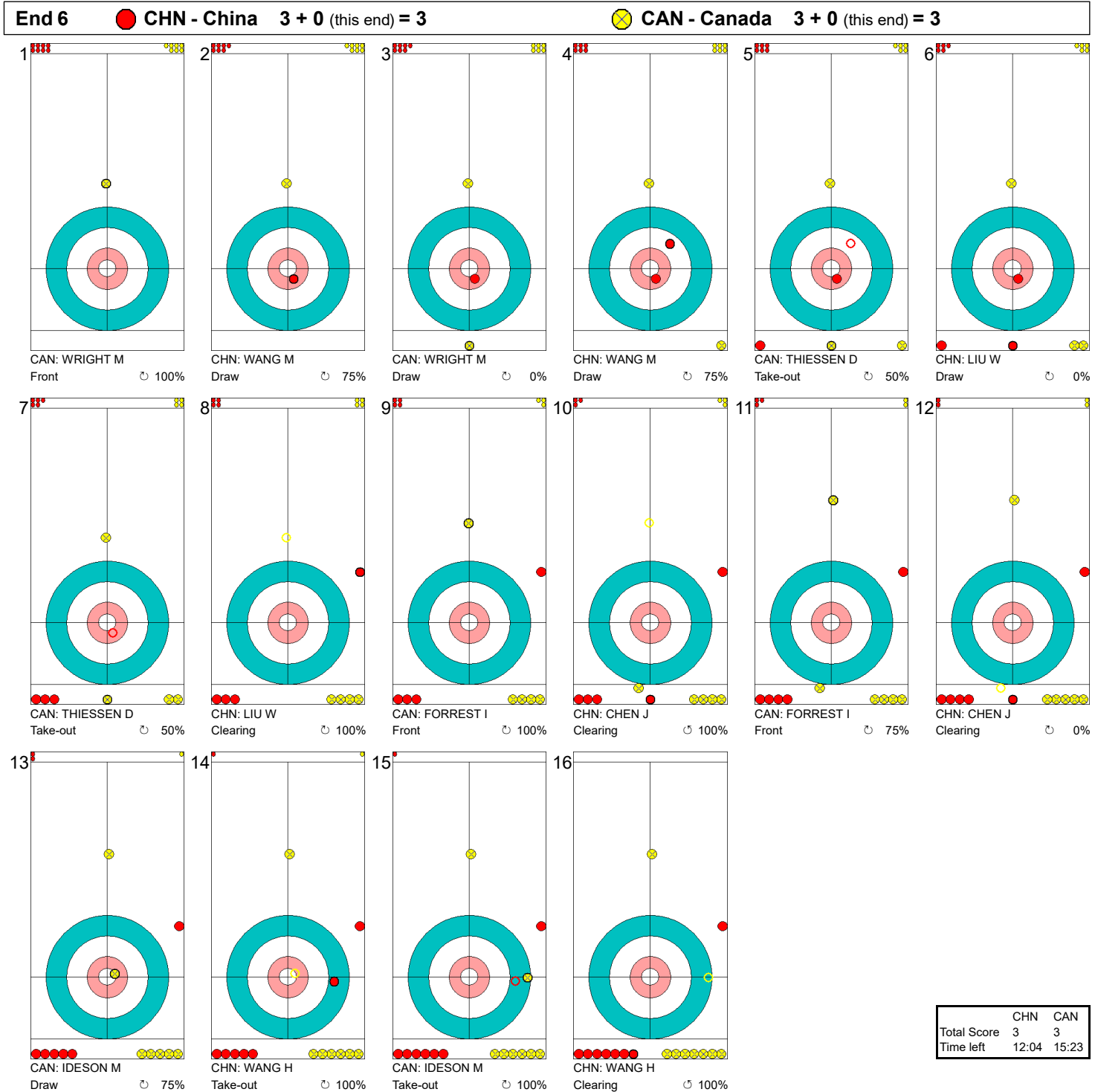
Legend:
 ↻ Clockwise ↺ Counter-clockwise - Not considered





Game - Shot by Shot

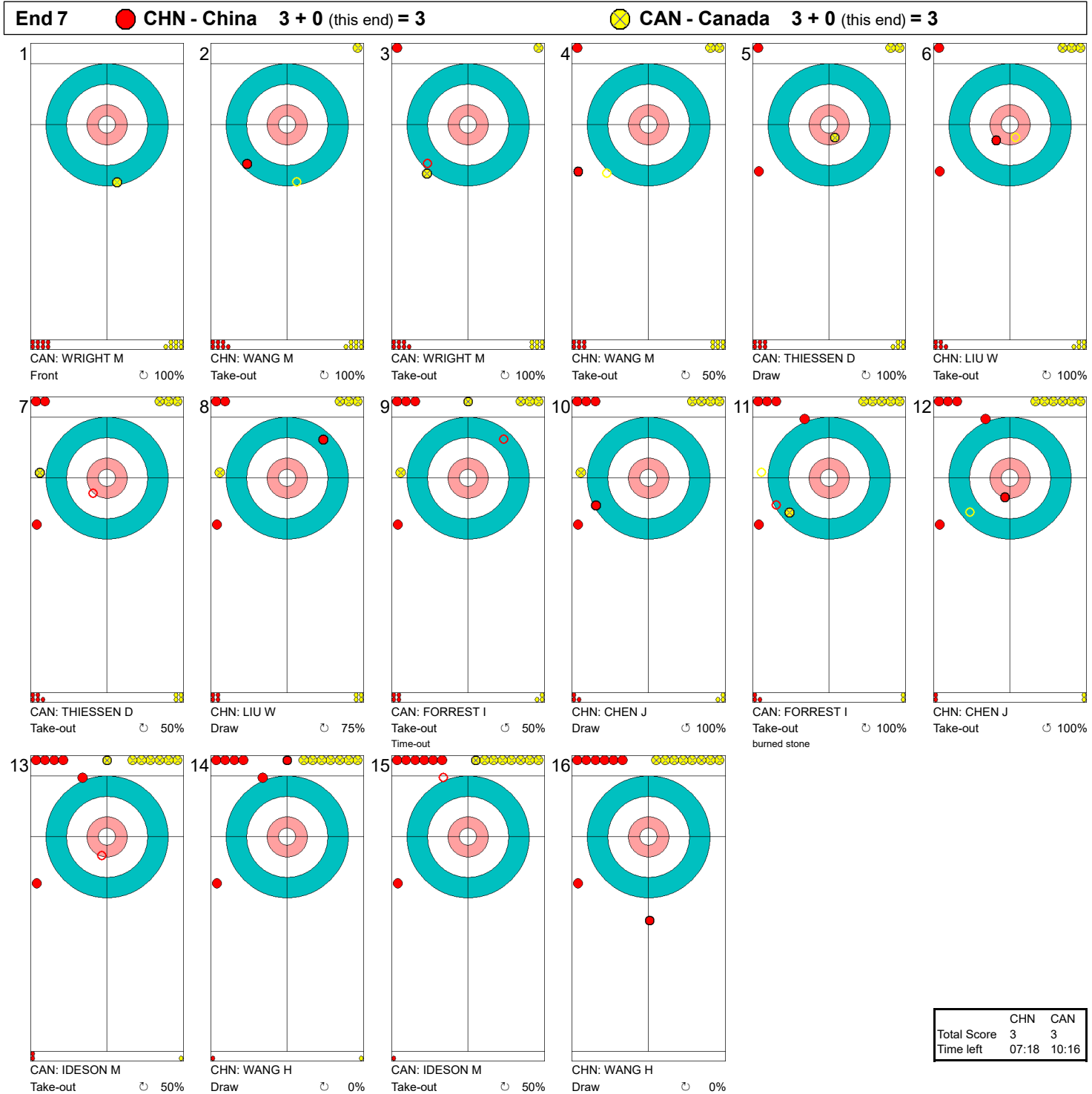
게임-각각의 샷



Legend:
 ↻ Clockwise ↺ Counter-clockwise - Not considered



Game - Shot by Shot
 게임-각각의 샷



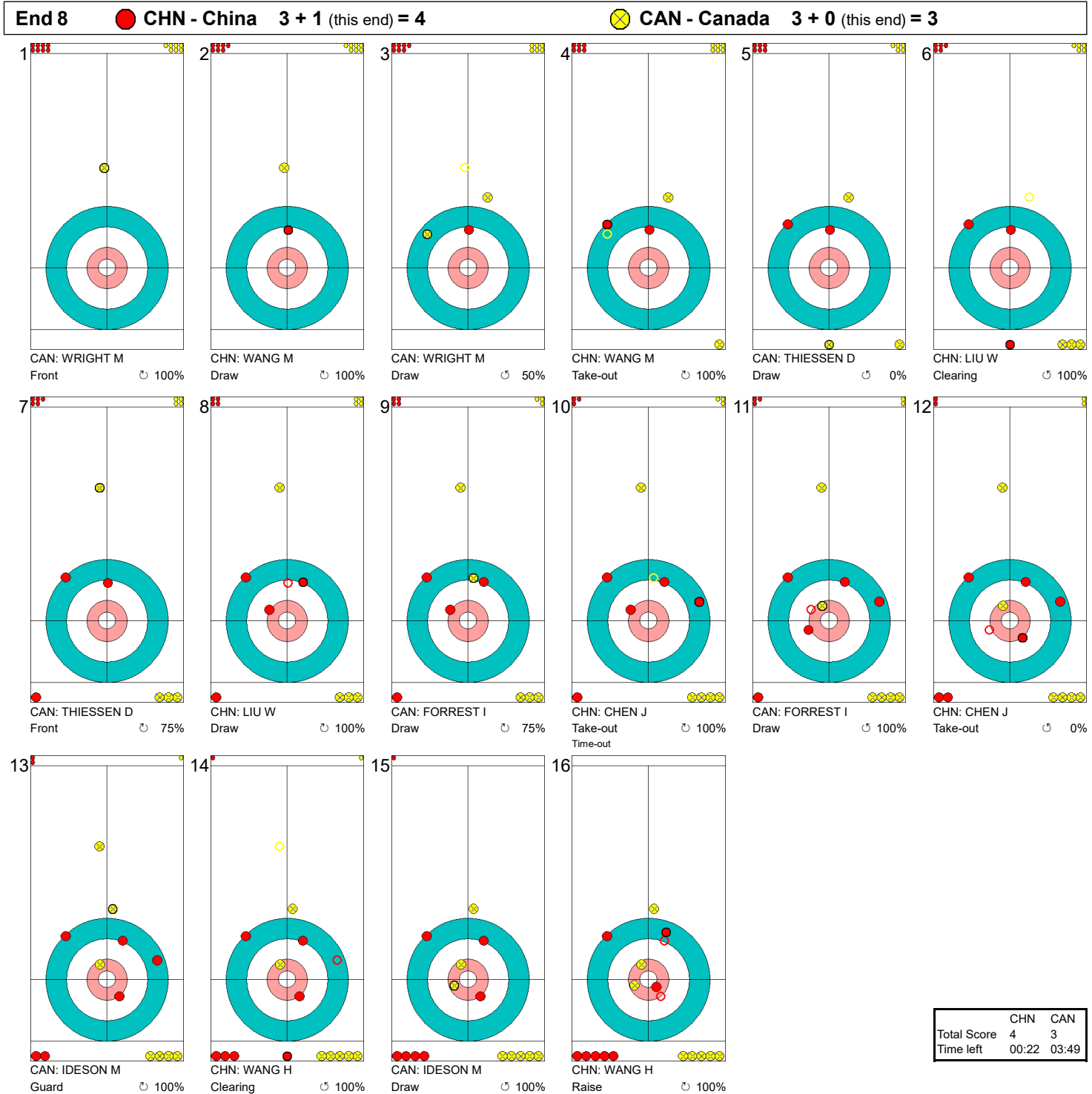
Legend:
 ↻ Clockwise ↺ Counter-clockwise - Not considered





Game - Shot by Shot

게임-각각의 샷



Legend:
 ↻ Clockwise ↺ Counter-clockwise - Not considered



Game Results
대회 경기결과

Sheet	Game	Team	LSFE	1	2	3	4	5	6	7	8	Extra Ends	Total
C	12	KOR - Republic of Korea	*	0	2	0	2	0	0	0	2	0	6
	12	NOR - Norway		1	0	3	0	0	0	2	0	2	8

KOR - Republic of Korea			Shot Success		
			Game	All	
4	V	CHA Jaegoan	M	25%	61%
3		JUNG Seungwon	M	50%	63%
2	S	SEO Soonseok	M	68%	65%
1		BANG Min-Ja	F	71%	72%
A		LEE Dongha	M	73%	61%
Team Total				61%	65%

NOR - Norway			Shot Success		
			Game	All	
4	S	LORENTSEN Rune	M	57%	51%
3	V	STORDAHL Jostein	M	57%	57%
2		SYVERSEN Ole Fredrik	M	83%	65%
1		LOECHEN Sissel	F	43%	59%
A		IVERSEN Rikke	F	-	-
Team Total				60%	58%

Time remaining: 2 minutes 3 seconds
Time remaining: 1 minute 51 seconds (after extra end)

Time-out: End 7 - KOR stone 7; End 9 - KOR stone 8

LEE D replaced CHA J at the beginning of end 4
Revised line-up: (4 S) SEO S, (3 V) JUNG S, (2) LEE D, (1) BANG M

Time remaining: 2 minutes 54 seconds
Time remaining: 3 minutes 0 seconds (after extra end)

Time-out: End 7 - NOR stone 5; End 9 - NOR stone 7

Shot Success Analysis

KOR - Republic of Korea		↻	⌚	Game	
4	CHA Jaegoan	Draws	2 0%	2 50%	4 25%
		Take-outs	2 25%	0 -	2 25%
		Total	4 13%	2 50%	6 25%
3	JUNG Seungwon	Draws	7 39%	5 65%	12 50%
		Take-outs	3 17%	3 83%	6 50%
		Total	10 33%	8 72%	18 50%
2	SEO Soonseok	Draws	6 67%	2 100%	8 75%
		Take-outs	5 50%	5 75%	10 63%
		Total	11 59%	7 82%	18 68%
1	BANG Min-Ja	Draws	6 67%	10 73%	16 70%
		Take-outs	0 -	2 75%	2 75%
		Total	6 67%	12 73%	18 71%
A	LEE Dongha	Draws	4 50%	4 69%	8 59%
		Take-outs	2 100%	2 100%	4 100%
		Total	6 67%	6 79%	12 73%
Team		Draws	25 51%	23 71%	48 60%
		Take-outs	12 46%	12 81%	24 64%
		Total	37 49%	35 74%	72 61%

NOR - Norway		↻	⌚	Game	
4	LORENTSEN Rune	Draws	4 44%	6 42%	10 43%
		Take-outs	2 50%	5 90%	7 79%
		Total	6 46%	11 64%	17 57%
3	STORDAHL Jostein	Draws	2 100%	7 68%	9 75%
		Take-outs	7 36%	2 50%	9 39%
		Total	9 50%	9 64%	18 57%
2	SYVERSEN Ole Fredrik	Draws	2 100%	0 -	2 100%
		Take-outs	10 78%	6 88%	16 81%
		Total	12 81%	6 88%	18 83%
1	LOECHEN Sissel	Draws	6 63%	5 50%	11 57%
		Take-outs	3 33%	3 0%	6 17%
		Total	9 53%	8 31%	17 43%
A	IVERSEN Rikke	Draws	0 -	0 -	0 -
		Take-outs	0 -	0 -	0 -
		Total	0 -	0 -	0 -
Team		Draws	14 68%	18 54%	32 60%
		Take-outs	22 56%	16 67%	38 61%
		Total	36 60%	34 60%	70 60%

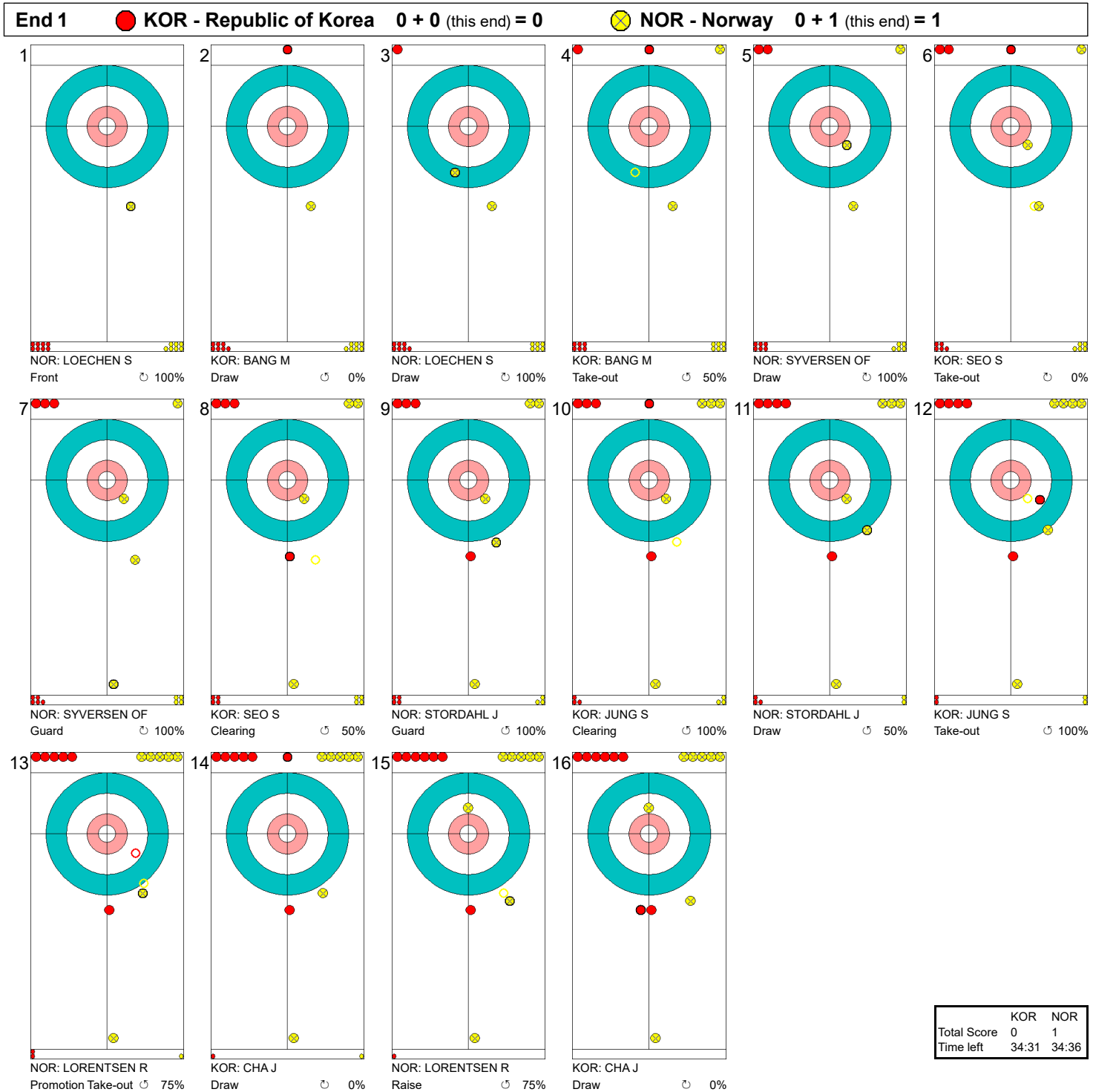
Note:
Position and function for each team member:
4 = Fourth, 3 = Third, 2 = Second, 1 = Lead, A = Alternate, S = Skip, V = Vice-Skip

Legend:
↻ Clockwise ⌚ Counter-clockwise F Female
LSFE(*) Last Stone First End M Male



Game - Shot by Shot

게임-각각의 샷



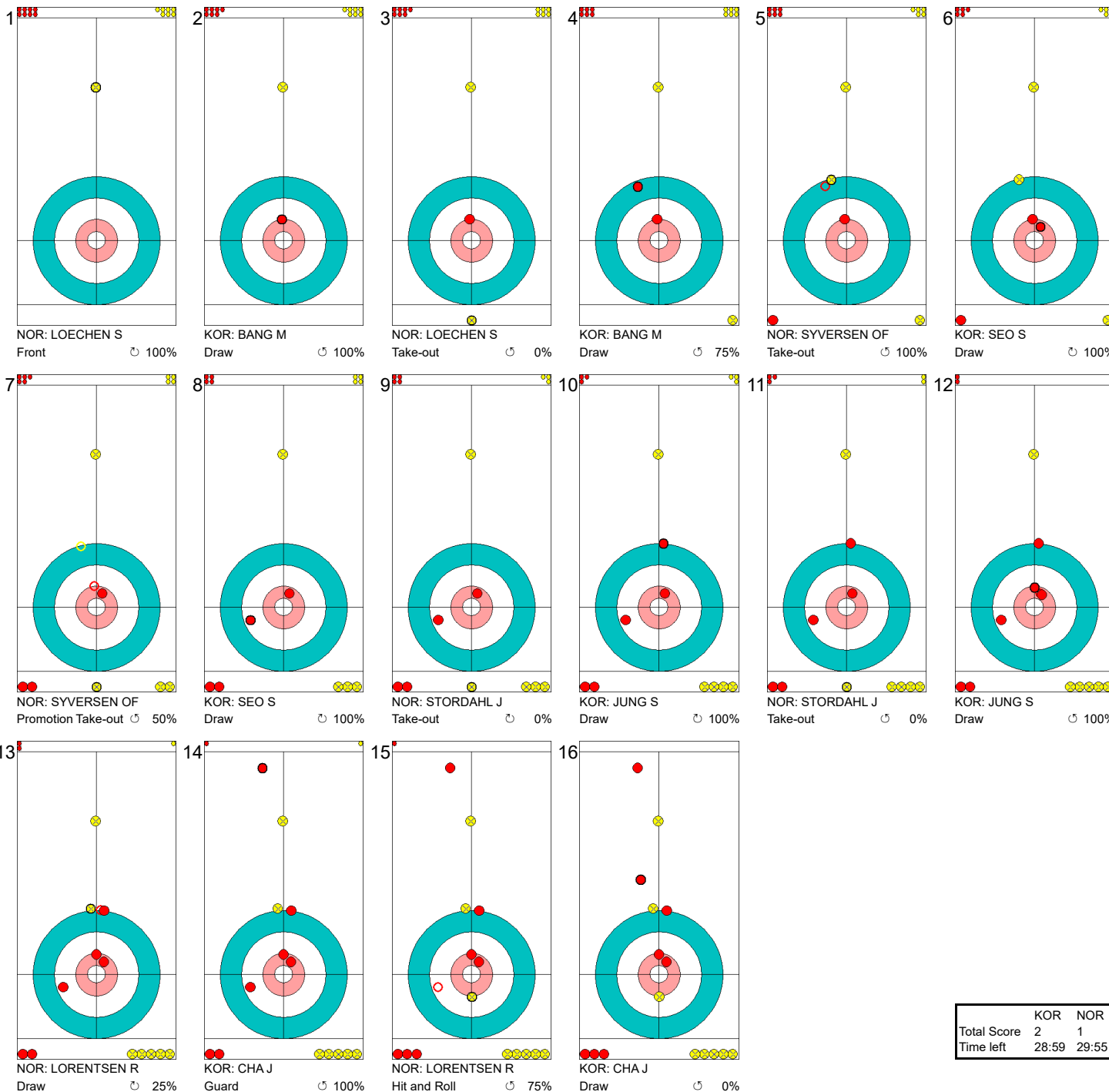
Legend:
 ↻ Clockwise ↺ Counter-clockwise - Not considered



Game - Shot by Shot

게임-각각의 샷

End 2 ● KOR - Republic of Korea 0 + 2 (this end) = 2 ○ NOR - Norway 1 + 0 (this end) = 1



	KOR	NOR
Total Score	2	1
Time left	28:59	29:55

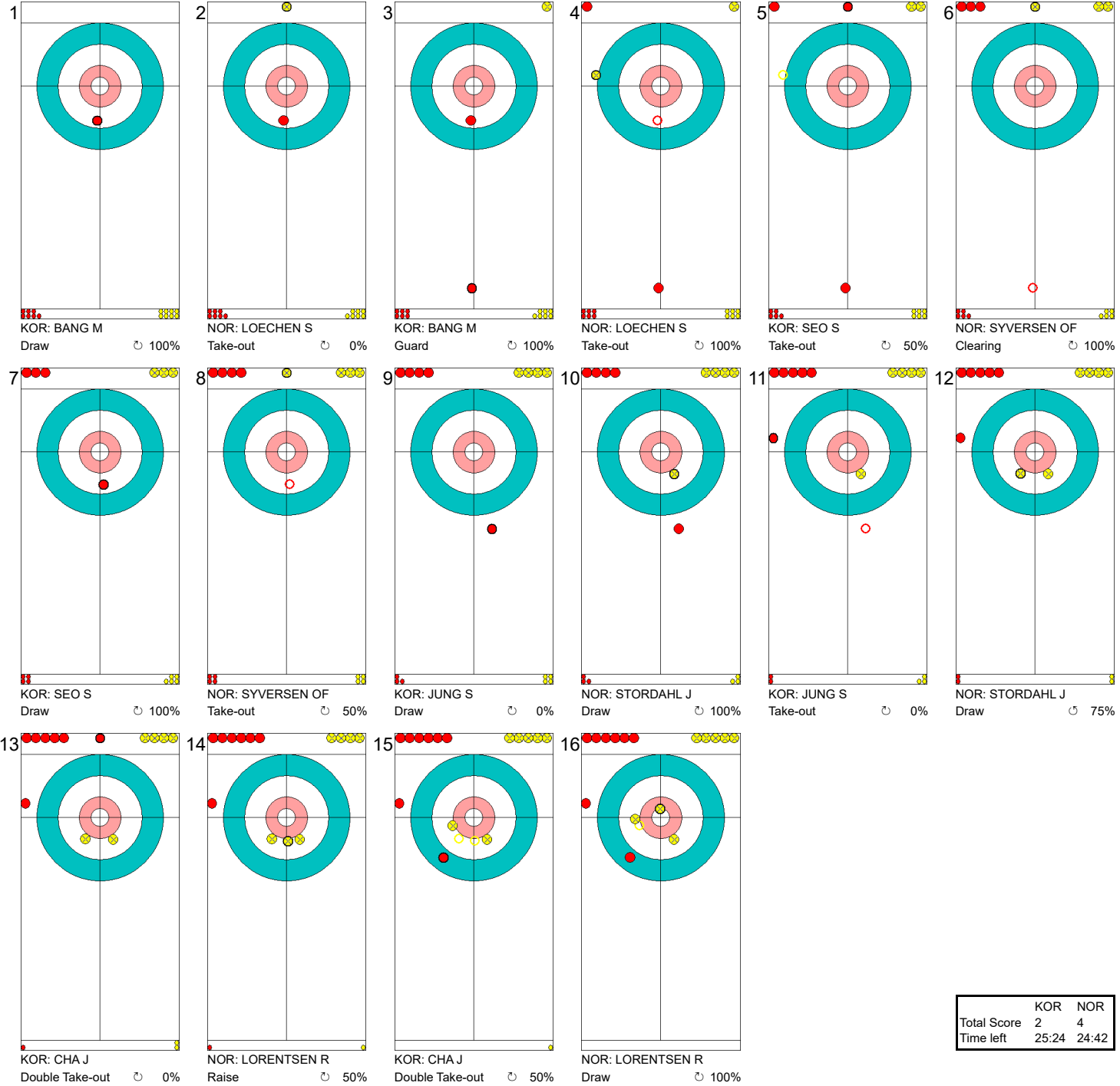
Legend: ↻ Clockwise ↺ Counter-clockwise - Not considered





Game - Shot by Shot
게임-각각의 샷

End 3 ● KOR - Republic of Korea 2 + 0 (this end) = 2 ⓧ NOR - Norway 1 + 3 (this end) = 4



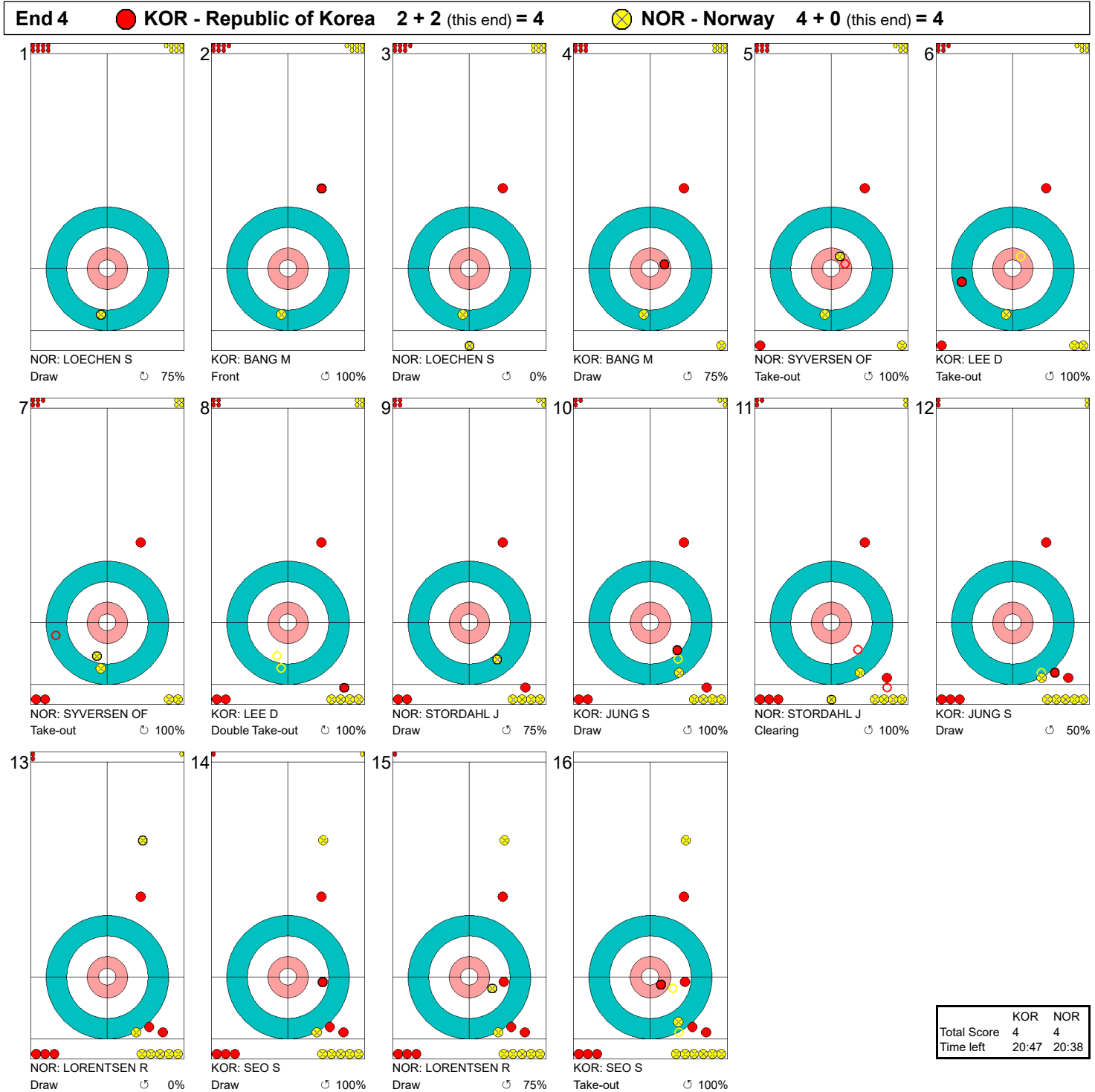
	KOR	NOR
Total Score	2	4
Time left	25:24	24:42

Legend:
 ↻ Clockwise ↺ Counter-clockwise - Not considered



Game - Shot by Shot

게임-각각의 샷



Legend:
 ↻ Clockwise ↺ Counter-clockwise - Not considered



Game - Shot by Shot

게임-각각의 샷

End 5 ● **KOR - Republic of Korea** 4 + 0 (this end) = 4 ● **NOR - Norway** 4 + 0 (this end) = 4



	KOR	NOR
Total Score	4	4
Time left	17:12	16:50

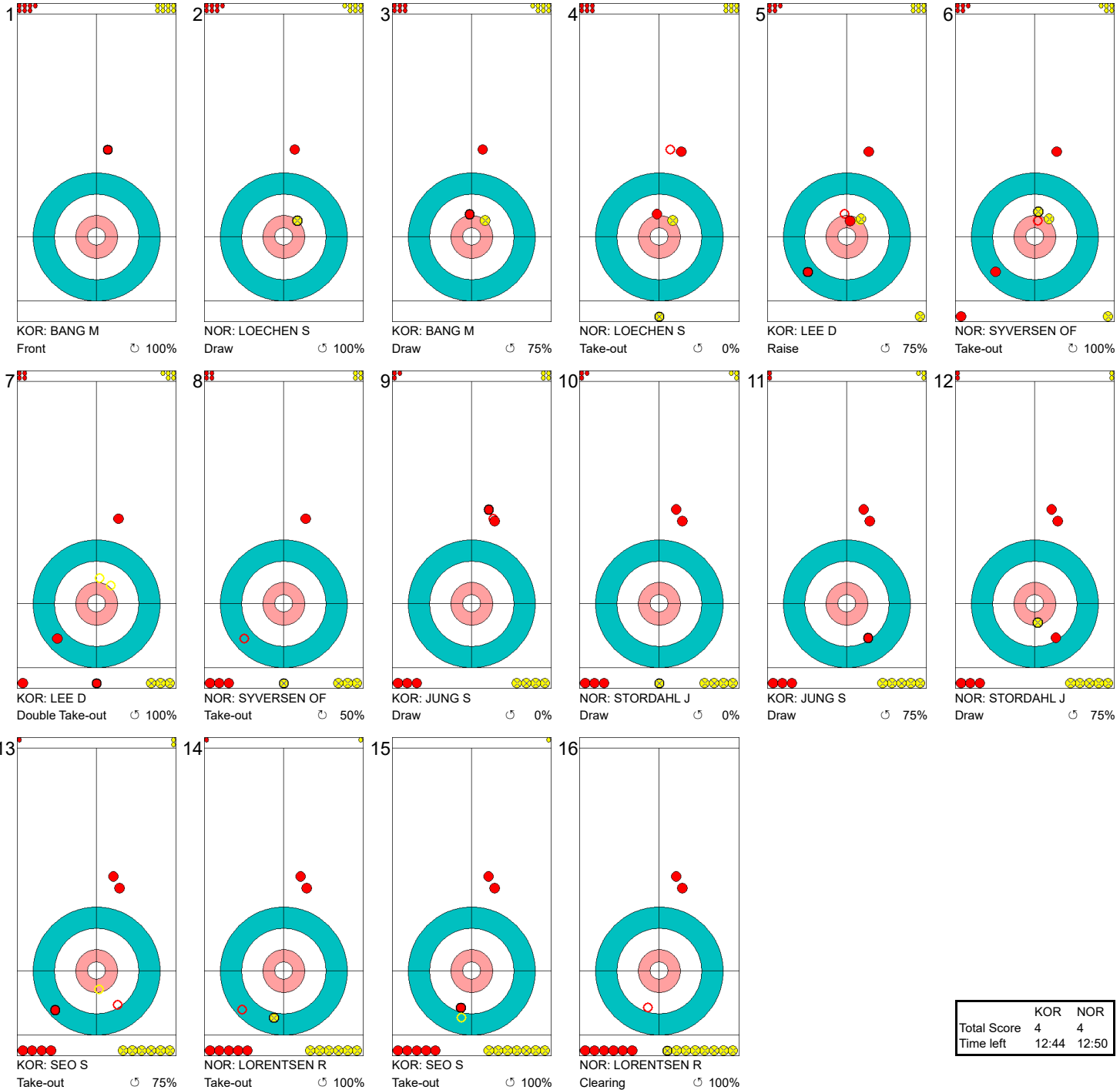
Legend:
 ↻ Clockwise ↺ Counter-clockwise - Not considered



Game - Shot by Shot

게임-각각의 샷

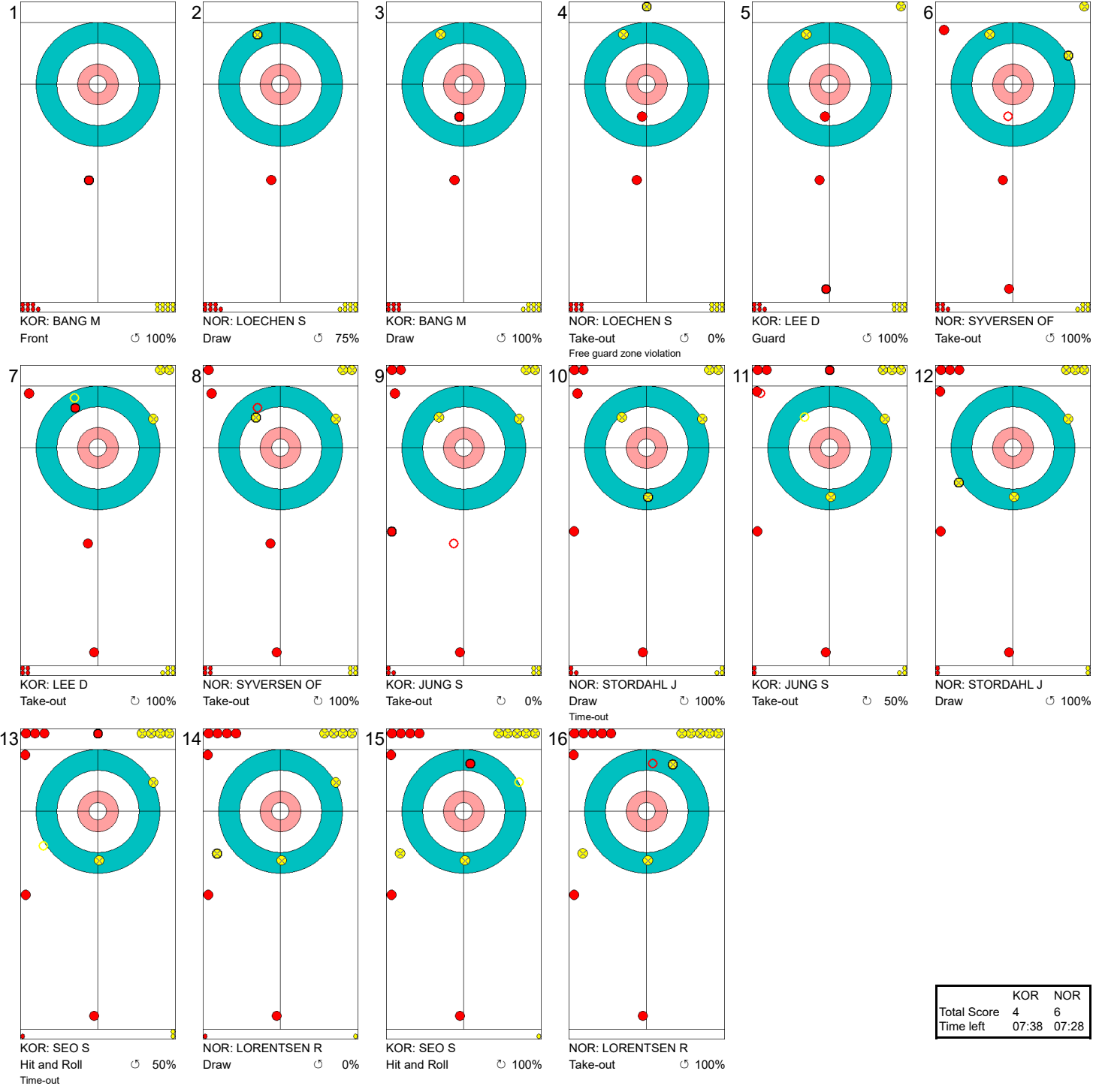
End 6 ● KOR - Republic of Korea 4 + 0 (this end) = 4 ○ NOR - Norway 4 + 0 (this end) = 4





Legend: ○ Clockwise ○ Counter-clockwise - Not considered

Game - Shot by Shot
게임-각각의 샷

End 7 **KOR - Republic of Korea** 4 + 0 (this end) = 4 **NOR - Norway** 4 + 2 (this end) = 6



	KOR	NOR
Total Score	4	6
Time left	07:38	07:28

Legend:
 Clockwise
  Counter-clockwise
 - Not considered



Game - Shot by Shot

게임-각각의 샷

End 8 ● KOR - Republic of Korea 4 + 2 (this end) = 6 ○ NOR - Norway 6 + 0 (this end) = 6



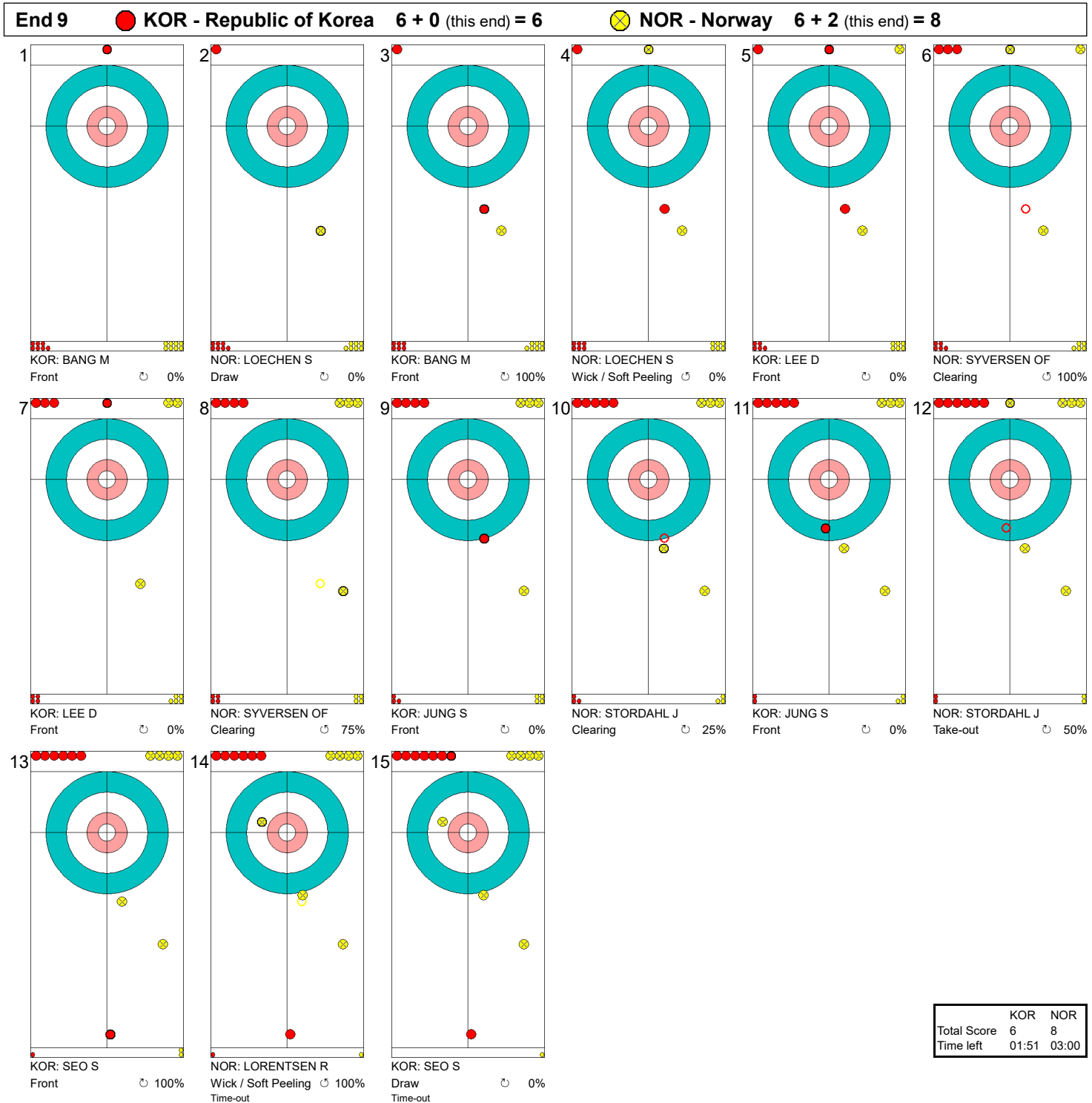
	KOR	NOR
Total Score	6	6
Time left	02:03	02:54

Legend: ↻ Clockwise ↺ Counter-clockwise - Not considered



Game - Shot by Shot

게임-각각의 샷



Legend:
 ↻ Clockwise ↺ Counter-clockwise - Not considered



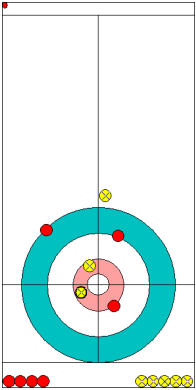
Most Important Shots

승부 유효 샷

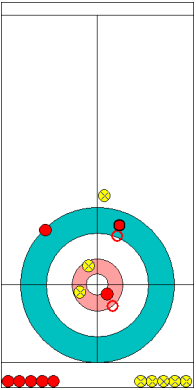
Sheet	Game	Team	LSFE	1	2	3	4	5	6	7	8	Extra Ends	Total
A	12	CHN - People's Republic of China	●	*	0	1	0	2	0	0	0	1	4
	12	CAN - Canada	●		0	0	1	0	2	0	0	0	3

Most Important Shot:

In a very defensive game from both teams it all came down to the last stones. After the Canadian Skip IDESON M played a perfect Draw behind cover, the Chinese Skip WANG H played a great Raise to win the game.



Before



After

End: 8

Team: CHN - People's Republic of China

Player: WANG Haitao

Team Stone: 1 2 3 4 5 6 7 ⑧

Task: Raise

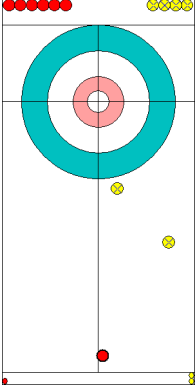
Rotation: ⤵

Shot Success: 100%

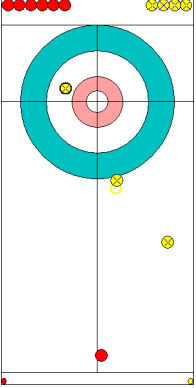
Sheet	Game	Team	LSFE	1	2	3	4	5	6	7	8	Extra Ends	Total
C	12	KOR - Republic of Korea	●	*	0	2	0	2	0	0	0	2	6
	12	NOR - Norway	●		1	0	3	0	0	0	2	0	2

Most Important Shot:

After a time-out the Norwegian Skip LORENTSEN R played a perfect Wick to split the stone in front of the house just into the twelve foot and ending up with the shooter behind the teeline close to the four foot. Like this he put a lot of pressure on team Korea for their final draw to the four foot. The Korean Skip SEO S was heavy; his stone passed through the house and Norway won this dramatic game in the extra end.



Before



After

End: 9

Team: NOR - Norway

Player: LORENTSEN Rune

Team Stone: 1 2 3 4 5 6 ⑦ 8

Task: Wick / Softpeeling

Rotation: ⤵

Shot Success: 100%

Legend:
 ⤴ Clockwise ⤵ Counter-clockwise **LSFE(*)** Last Stone First End



Competition Matrix

라운드로빈 경기결과

Team	CAN	CHN	FIN	GBR	GER	KOR	NOR	NPA	SUI	SVK	SWE	USA
CAN		8 - 5	8 - 4	1 - 8	6 - 2	5 - 7	10 - 1	5 - 4	8 - 0	9 - 5	8 - 4	6 - 5
CHN	5 - 8		6 - 4	9 - 3	7 - 3	6 - 7	10 - 1	10 - 4	8 - 2	9 - 2	9 - 4	6 - 4
FIN	4 - 8	4 - 6		2 - 9	4 - 8	3 - 11	4 - 6	5 - 12	7 - 10	6 - 7	6 - 5	8 - 5
GBR	8 - 1	3 - 9	9 - 2		8 - 3	4 - 5	5 - 2	2 - 8	4 - 7	5 - 6	6 - 1	3 - 9
GER	2 - 6	3 - 7	8 - 4	3 - 8		4 - 3	6 - 8	9 - 4	4 - 9	7 - 6	5 - 9	6 - 4
KOR	7 - 5	7 - 6	11 - 3	5 - 4	3 - 4		2 - 9	6 - 5	6 - 5	7 - 5	4 - 2	7 - 3
NOR	1 - 10	1 - 10	6 - 4	2 - 5	8 - 6	9 - 2		6 - 2	6 - 3	7 - 6	4 - 5	5 - 4
NPA	4 - 5	4 - 10	12 - 5	8 - 2	4 - 9	5 - 6	2 - 6		6 - 4	7 - 5	3 - 7	6 - 4
SUI	0 - 8	2 - 8	10 - 7	7 - 4	9 - 4	5 - 6	3 - 6	4 - 6		6 - 5	3 - 5	7 - 4
SVK	5 - 9	2 - 9	7 - 6	6 - 5	6 - 7	5 - 7	6 - 7	5 - 7	5 - 6		8 - 3	7 - 6
SWE	4 - 8	4 - 9	5 - 6	1 - 6	9 - 5	2 - 4	5 - 4	7 - 3	5 - 3	3 - 8		2 - 10
USA	5 - 6	4 - 6	5 - 8	9 - 3	4 - 6	3 - 7	4 - 5	4 - 6	4 - 7	6 - 7	10 - 2	

Standings after Round Robin

Rank	Team	Games	Wins	Losses		
1	KOR - Republic of Korea	11	9	2	Q	w2
2	CAN - Canada	11	9	2	Q	w1
3	CHN - People's Republic of China	11	9	2	Q	w0
4	NOR - Norway	11	7	4	Q	
5	NPA - Neutral Paralympic Athletes	11	5	6		w2,1
6	SUI - Switzerland	11	5	6		w2,0
7	GBR - Great Britain	11	5	6		w1,1
8	GER - Germany	11	5	6		w1,0
9	SVK - Slovakia	11	4	7		w1
10	SWE - Sweden	11	4	7		w0
11	FIN - Finland	11	2	9		w1
12	USA - United States of America	11	2	9		w0

Legend:
Q Qualified for the semi-finals
wn Number of wins (n) against tied teams



Draw Shot Challenge

드로우샷 챌린지

Rank Team	Stone Rotation	Last Stone Draw in each Round Robin Game											DSC
		1	2	3	4	5	6	7	8	9	10	11	
1 CAN - Canada	⌚	67.8	182.6	98.0	157.5	70.3	162.8	135.5	90.5	126.3	51.9	14.5	84.70cm
	⌚	38.5	92.3	50.9	102.7	29.2	77.7	109.8	199.6	39.2	95.6	82.9	
2 USA - United States of America	⌚	106.7	127.5	181.2	199.6	143.1	60.2	5.2	79.1	21.4	69.9	59.2	92.92cm
	⌚	23.3	40.8	139.7	199.6	58.9	199.6	187.7	76.9	167.6	29.9	80.4	
3 NOR - Norway	⌚	77.0	84.0	7.2	68.7	169.5	199.6	16.8	36.1	199.6	199.6	65.8	94.73cm
	⌚	199.6	85.6	105.3	199.6	199.6	98.7	37.5	87.1	62.7	57.6	36.5	
4 SVK - Slovakia	⌚	8.1	121.3	32.6	47.8	60.3	33.2	140.2	199.6	41.2	95.9	199.6	105.92cm
	⌚	199.6	115.9	109.5	78.1	169.8	199.6	199.6	73.8	199.6	133.8	58.4	
5 CHN - People's Republic of China	⌚	199.6	10.2	126.7	184.0	63.2	71.7	74.9	116.2	78.2	199.6	199.6	108.11cm
	⌚	125.0	105.1	199.6	131.5	75.0	93.9	68.2	189.0	57.6	74.7	117.8	
6 KOR - Republic of Korea	⌚	116.0	188.3	82.4	82.4	137.4	199.6	75.5	199.6	199.6	70.5	56.5	109.72cm
	⌚	199.6	101.8	55.2	110.0	116.8	47.3	142.6	72.4	84.7	55.8	199.6	
7 FIN - Finland	⌚	199.6	33.5	20.6	84.7	45.5	199.6	199.6	4.7	199.6	145.5	50.3	111.19cm
	⌚	152.3	72.5	74.4	102.9	191.3	199.6	199.6	199.6	149.8	20.2	77.5	
8 GBR - Great Britain	⌚	199.6	86.5	113.5	100.7	139.4	55.2	199.6	64.7	38.6	78.5	157.3	116.51cm
	⌚	199.6	92.7	199.6	190.7	85.4	50.7	166.2	199.6	95.0	117.2	99.0	
9 NPA - Neutral Paralympic Athletes	⌚	169.9	59.3	115.6	90.7	120.7	199.6	199.6	94.0	199.6	101.6	127.8	123.93cm
	⌚	199.6	199.6	134.9	199.6	116.9	68.1	192.6	97.9	22.4	66.5	101.2	
10 SWE - Sweden	⌚	199.6	121.7	188.6	87.2	199.6	101.5	92.0	43.3	70.2	141.2	132.2	133.98cm
	⌚	199.6	110.0	199.6	151.3	199.6	83.1	36.5	169.8	199.6	199.6	153.0	
11 GER - Germany	⌚	131.8	199.6	199.6	180.7	109.1	199.6	199.6	199.6	104.2	199.6	199.6	146.79cm
	⌚	111.9	127.8	199.6	199.6	53.1	30.1	199.6	54.2	36.9	199.6	199.6	
12 SUI - Switzerland	⌚	199.6	93.0	30.6	72.2	199.6	199.6	143.2	186.7	199.6	199.6	199.6	156.32cm
	⌚	37.0	199.6	118.5	199.6	199.6	121.4	199.6	128.2	199.6	199.6	199.6	

Note:

The Draw Shot Challenge (DSC) is the average distance of all the individual Last Stone Draws (LSD), which were delivered by a team during the round robin. The two least favourable results will be eliminated before calculating the average distance. The team with the lesser DSC receives the higher ranking. If the DSCs are equal then the team with the best non-equal counting LSD receives the higher ranking. In the case where all counting LSDs are equal, the team ranked higher in the WCF World Rankings is ranked higher.

Legend:

⌚ Clockwise

⌚ Counter-clockwise

DSC Draw Shot Challenge



Scoring Analysis 득점 분석

Team	Games		Stolen		Points Scored						Total	Plus / Minus
			LSFE	Ends	0	1	2	3	4	>4		
CHN - People's Republic of China	11	For	6	16	0	17	15	7	3	1	85	+43
		Against	5	6	2	24	7	0	1	0	42	
CAN - Canada	11	For	6	27	4	29	12	3	3	0	74	+29
		Against	5	13	2	17	5	6	0	0	45	
KOR - Republic of Korea	11	For	6	11	2	22	8	5	3	0	65	+14
		Against	5	11	7	25	9	0	2	0	51	
GBR - Great Britain	11	For	6	20	2	27	12	2	0	0	57	+4
		Against	5	13	4	20	8	4	0	1	53	
NOR - Norway	11	For	9	15	4	29	11	0	1	0	55	-2
		Against	2	13	1	17	15	2	1	0	57	
NPA - Neutral Paralympic Athletes	11	For	4	23	0	33	7	3	0	1	61	-2
		Against	7	15	2	18	12	7	0	0	63	
USA - United States of America	11	For	8	12	2	20	13	4	0	0	58	-5
		Against	3	20	1	32	10	1	2	0	63	
SUI - Switzerland	11	For	1	11	0	22	9	4	1	0	56	-7
		Against	10	16	2	32	8	5	0	0	63	
SVK - Slovakia	11	For	6	11	1	22	11	6	0	0	62	-10
		Against	5	17	0	27	12	7	0	0	72	
GER - Germany	11	For	4	16	2	23	8	6	0	0	57	-11
		Against	7	14	3	18	15	4	2	0	68	
SWE - Sweden	11	For	4	8	7	16	8	5	0	0	47	-19
		Against	7	22	1	31	9	3	2	0	66	
FIN - Finland	11	For	6	11	1	21	11	2	1	0	53	-34
		Against	5	21	0	20	15	8	2	1	87	
Total	66			181	25	281	125	47	12	2	730	

Note:
Stolen ends are the ends won without the last stone advantage.

Legend:
>4 More than four points scored LSFE Last Stone First End



Summary of Big Ends

대량 득점 엔드 요약

Points Scored	By	Against	Session	End	Game Result
5	CHN - People's Republic of China	GBR - Great Britain	17	6	9 : 3
5	NPA - Neutral Paralympic Athletes	FIN - Finland	4	7	12 : 5
4	CAN - Canada	NOR - Norway	2	6	10 : 1
4	CAN - Canada	SWE - Sweden	4	3	8 : 4
4	CAN - Canada	CHN - People's Republic of China	9	6	8 : 5
4	CHN - People's Republic of China	SWE - Sweden	2	6	9 : 4
4	CHN - People's Republic of China	GER - Germany	5	5	7 : 3
4	CHN - People's Republic of China	KOR - Republic of Korea	16	4	6 : 7
4	FIN - Finland	USA - United States of America	7	3	8 : 5
4	KOR - Republic of Korea	USA - United States of America	1	5	7 : 3
4	KOR - Republic of Korea	FIN - Finland	9	1	11 : 3
4	KOR - Republic of Korea	FIN - Finland	9	5	11 : 3
4	NOR - Norway	KOR - Republic of Korea	13	6	9 : 2
4	SUI - Switzerland	GER - Germany	13	3	9 : 4

Note:
Big ends are defined as ends with a score of four or more points.



Shot Success Percentage by Position

포지션별 샷 성공률

Fourth	Game >	1	2	3	4	5	6	7	8	9	10	11	Avg.
1	WANG Haitao M CHN	54	56	82	87	77	43	72	64	63	47	85	66
2	CHA Jaegoan M KOR	66	54	73	71	52	71	56	42	78	50	73	63
3	IDESON Mark M CAN	63	79	69	57	33	62	50	78	53	67	55	60
4	PITONAK Dusan M SVK	58	62	48	73	55	38	73	38	(3)39	64	75	57
4	WAGNER Felix M SUI	48	55	52	55	63	48	63	63	69	45	66	57
6	NEILSON Aileen F GBR	33	61	54	79	63	53	27	68	54	53	71	55
6	PETTERSSON DAHL Viljo M SWE	41	42	19	50	52	62	59	69	65	65	61	55
8	BLACK Kirk M USA	48	29	70	48	48	69	49	45	(3)61	(3)64	(3)63	54
9	KUROKHTIN Konstantin M NPA	48	28	55	38	86	67	57	73	50	58	30	53
10	KARJALAINEN Markku M FIN	36	46	(3)61	(3)70	(3)38	(3)55	(3)52	(3)56	(3)58	45	46	51
10	LORENTSEN Rune M NOR	30	35	29	(3)78	(3)75	(3)36	(3)50	52	67	50	47	51
10	PUTZICH Christiane F GER	45	63	68	47	60	39	41	61	43	34	64	51

Third	Game >	1	2	3	4	5	6	7	8	9	10	11	Avg.
1	CHEN Jianxin M CHN	66	46	95	50	63	58	66	79	70	59	88	67
2	JUNG Seungwon M KOR	73	41	75	72	59	52	77	25	72	61	73	65
3	NIBLOE Hugh M GBR	50	63	68	84	75	59	52	79	28	66	56	63
4	FORREST Ina F CAN	81	69	55	52	63	61	49	81	67	61	55	62
5	EMT Steve M USA	48	50	70	59	67	55	65	66	(4)82	(4)47	(4)63	61
6	HUETTENMOSER Claudia F SUI	42	61	52	52	69	56	81	66	60	69	42	59
6	ROMANOV Marat M NPA	36	60	64	45	66	48	70	66	75	67	53	59
8	DURIS Radoslav M SVK	55	50	63	50	67	75	56	48	(2)48	(2)54	(2)56	57
8	PAVEL Harry M GER	70	42	75	50	39	64	56	54	67	61		57
8	STORDAHL Jostein M NOR	77	29	42	(4)82	(4)63	(4)48	(4)58	65	48	50	63	57
11	PERSSON Ronny M SWE	36	55	48	45	30	58	58	58	63	50	67	52
12	JAASKELAINEN Yrjo Tapani M FIN	33	46	(2)45		(2)47	(2)71	(2)50	(2)45	(2)48	52	33	47

Second	Game >	1	2	3	4	5	6	7	8	9	10	11	Avg.
1	LIU Wei M CHN	57	65	64	67	71	48	77	61	79	45	85	65
2	SEO Soonseok M KOR	61	50	63	70	75	75	69	63	84	59	42	64
3	SHEVCHENKO Alexander M NPA			79	67	63	72	44	64		13	77	63
3	SYVERSEN Ole Fredrik M NOR	56	46	54	81	66	58	59	79	70	70	53	63
5	THIESSEN Dennis M CAN	50	65	66	52	73	63	44	69	59	75	66	62
6	MARSHALL Justin M USA	58	27	57	61	72	63	58	70	75	66	67	61
7	EWAN Gregor M GBR	64	61	55	48	70	53	48	77	46	56	79	60
8	ENGBORG Mats Ola M SWE	66	58	55	39	57	52	57	66	59	63	53	57
9	BODENMANN Marcel M SUI	65	66	69	45	63	44	58	56	46	47	59	56
10	ZATKO Peter M SVK		61		34		64	63	48	(4)38	(3)53	(3)67	54
11	LEPPANEN Vesa M FIN		29		33		(1)48		(1)56	(1)70			48
11	SCHLITT Martin M GER	61	33	45			34			44		67	48



Shot Success Percentage by Position

포지션별 샷 성공률

Lead	Game >	1	2	3	4	5	6	7	8	9	10	11	Avg.
1 BANG Min-Ja	F KOR	78	51	69	83	69	66	80	77	83	67	70	72
1 SHCHUKINA Daria	F NPA	52	65	86	72	89	73	93	73	73	66	59	72
3 BLAUDEL-THOMANN Beatrix	F SUI	67	64	70	70	81	38	80	73	63	78	80	70
3 McPHERSON Bob	M GBR	73	75	63	73	84	64	68		77	73	41	70
3 WANG Meng	F CHN	80	63	73	72	82	67	61	63	79	56	77	70
6 WRIGHT Marie	F CAN	63	67	67	70	57	57	68	66	67	68	73	66
7 GREELY Penny	F USA	77	63	27	41	66	75	74	78	44	61	89	65
8 ULANDER Kicki	F SWE	84	58	63	64	59	59	63	70	69	44	75	64
9 KUNKELOVA Monika	F SVK	58	53	58	43	75	67	54	82	72	56	73	63
10 LOECHEN Sissel	F NOR	42	81	69	80	50	50	64	52	61	70	60	61
10 MELCHIOR Heike	F GER	68	55	84	61	38	72	59	59		55	59	61
12 KARJALAINEN Sari	F FIN	(2)69	57	(4)34	(4)63	(4)47	(4)64	(4)34	(4)52	(4)45	(2)56	(2)47	52

Alternate	Game >	1	2	3	4	5	6	7	8	9	10	11	Avg.
1 REPPE Zandra	F SWE			(1)71									71
2 MALONE Angie	F GBR				(2)25				(1)59	(2)88		(1)56	60
3 MESHCHERIAKOV Andrei	M NPA	(2)59	(2)72	(2)22	(2)71			(2)54		(2)52	(2)69		59
4 SAROSALO Riitta	F FIN	(1)78		(1)45	(1)48	(1)47		(1)53			(1)69	(1)55	57
5 LEE Dongha	M KOR		(3)65						(2)13				50
5 MEISSNER Wolf	M GER				(2)44	(2)67		(2)45	(2)30	(1)67	(2)48	(3)53	50
7 LYOCSA Imrich	M SVK	(2)48		(2)39		(2)39							42
8 ANSEEUW Jamie	M CAN									(2)41			41

Team	Game >	1	2	3	4	5	6	7	8	9	10	11	Avg.
1 CHN - People's Republic of China		64	57	79	69	73	54	69	67	72	52	84	67
2 KOR - Republic of Korea		70	52	70	74	64	66	70	51	79	60	65	66
3 CAN - Canada		64	70	64	58	57	61	53	73	59	68	62	62
3 GBR - Great Britain		55	65	60	70	73	57	49	71	55	62	63	62
3 NPA - Neutral Paralympic Athletes		49	56	63	58	75	65	67	69	63	58	56	62
6 SUI - Switzerland		55	61	60	55	69	46	70	64	59	60	62	61
7 USA - United States of America		58	42	57	52	63	65	61	65	68	59	70	60
8 NOR - Norway		52	48	48	80	63	48	58	63	61	60	56	58
9 SVK - Slovakia		55	56	52	50	59	62	62	54	49	57	68	57
9 SWE - Sweden		57	53	52	50	50	58	59	66	64	55	64	57
11 GER - Germany		61	48	68	50	51	52	50	51	55	50	61	54
12 FIN - Finland		54	45	46	54	45	60	47	52	56	55	45	51

Note:

"(n)" denotes a position different from original line-up position: (4) - Fourth, (3) - Third, (2) - Second, (1) - Lead

Legend:

Avg. Average

F Female

M Male



Cumulative Player Statistics by Team

팀별 선수 누적 통계

CAN - Canada

IDESON Mark	M Fourth Skip		Right-handed			
Type	↻	%	↻	%	Total	%
Draw	30	62	36	53	66	57
Front	0	-	0	-	0	-
Guard	11	80	14	73	25	76
Raise	5	30	4	44	9	36
Wick / Soft Peeling	0	-	0	-	0	-
Freeze	0	-	0	-	0	-
Take-out	19	68	28	61	47	64
Hit and Roll	3	67	0	-	3	67
Clearing	0	-	2	63	2	63
Double Take-out	3	50	1	50	4	50
Promotion Take-out	2	0	0	-	2	0
Not considered	0	-	5	-	5	-
All Draws	46	63	54	57	100	60
All Take-outs	27	61	31	60	58	61
Total	73	62	85	59	158	60

FORREST Ina	F Third V-Skip		Left-handed			
Type	↻	%	↻	%	Total	%
Draw	40	58	26	62	66	59
Front	0	-	0	-	0	-
Guard	9	78	14	63	23	68
Raise	2	50	3	83	5	70
Wick / Soft Peeling	0	-	1	75	1	75
Freeze	0	-	0	-	0	-
Take-out	19	66	32	61	51	63
Hit and Roll	2	88	4	75	6	79
Clearing	5	75	3	33	8	59
Double Take-out	3	42	2	75	5	55
Promotion Take-out	1	0	0	-	1	0
Not considered	0	-	0	-	0	-
All Draws	51	61	44	64	95	62
All Take-outs	30	64	41	61	71	62
Total	81	62	85	62	166	62

THIESSEN Dennis	M Second		Left-handed			
Type	↻	%	↻	%	Total	%
Draw	33	44	25	55	58	49
Front	0	-	2	100	2	100
Guard	4	81	2	100	6	88
Raise	0	-	5	45	5	45
Wick / Soft Peeling	0	-	0	-	0	-
Freeze	0	-	0	-	0	-
Take-out	29	71	38	63	67	66
Hit and Roll	5	80	1	100	6	83
Clearing	6	71	7	79	13	75
Double Take-out	0	-	1	50	1	50
Promotion Take-out	1	100	0	-	1	100
Not considered	0	-	0	-	0	-
All Draws	37	48	34	59	71	53
All Take-outs	41	73	47	65	88	69
Total	78	61	81	63	159	62

WRIGHT Marie	F Lead		Right-handed			
Type	↻	%	↻	%	Total	%
Draw	53	67	30	57	83	63
Front	17	75	10	78	27	76
Guard	3	83	1	25	4	69
Raise	2	88	0	-	2	88
Wick / Soft Peeling	0	-	0	-	0	-
Freeze	0	-	0	-	0	-
Take-out	18	72	24	56	42	63
Hit and Roll	1	75	1	100	2	88
Clearing	0	-	0	-	0	-
Double Take-out	0	-	0	-	0	-
Promotion Take-out	0	-	0	-	0	-
Not considered	1	-	7	-	8	-
All Draws	75	70	41	61	116	67
All Take-outs	19	72	25	58	44	64
Total	94	70	66	60	160	66

ANSEEUW Jamie	M Alternate		Right-handed			
Type	↻	%	↻	%	Total	%
Draw	1	50	0	-	1	50
Front	0	-	0	-	0	-
Guard	0	-	0	-	0	-
Raise	0	-	0	-	0	-
Wick / Soft Peeling	0	-	0	-	0	-
Freeze	0	-	0	-	0	-
Take-out	1	0	2	63	3	42
Hit and Roll	0	-	0	-	0	-
Clearing	3	50	1	0	4	38
Double Take-out	0	-	0	-	0	-
Promotion Take-out	0	-	0	-	0	-
Not considered	0	-	0	-	0	-
All Draws	1	50	0	-	1	50
All Take-outs	4	38	3	42	7	39
Total	5	40	3	42	8	41

Team: CAN - Canada

Type	↻	%	↻	%	Total	%
Draw	157	58	117	56	274	57
Front	17	75	12	81	29	78
Guard	27	80	31	69	58	74
Raise	9	47	12	54	21	51
Wick / Soft Peeling	0	-	1	75	1	75
Freeze	0	-	0	-	0	-
Take-out	86	69	124	60	210	64
Hit and Roll	11	77	6	83	17	79
Clearing	14	68	13	60	27	64
Double Take-out	6	46	4	63	10	53
Promotion Take-out	4	25	0	-	4	25
Not considered	1	-	12	-	13	-
All Draws	210	62	173	60	383	61
All Take-outs	121	67	147	61	268	64
Total	331	64	320	61	651	62

Legend:	↻ Clockwise	↻ Counter-clockwise	F Female
	M Male		



Cumulative Player Statistics by Team

팀별 선수 누적 통계

CHN - People's Republic of China

WANG Haitao		M Fourth Skip		Left-handed	
Type	↻ %	↻ %	Total	%	
Draw	28	76	29	46	57 61
Front	1	100	0	-	1 100
Guard	3	58	1	100	4 69
Raise	3	100	1	100	4 100
Wick / Soft Peeling	2	75	0	-	2 75
Freeze	0	-	0	-	0 -
Take-out	15	63	36	64	51 64
Hit and Roll	4	75	5	80	9 78
Clearing	4	100	6	83	10 90
Double Take-out	2	75	11	59	13 62
Promotion Take-out	2	100	2	0	4 50
Not considered	0	-	0	-	0 -
All Draws	37	77	31	49	68 64
All Take-outs	27	74	60	64	87 67
Total	64	76	91	59	155 66

WANG Meng		F Lead		Right-handed	
Type	↻ %	↻ %	Total	%	
Draw	87	72	14	52	101 69
Front	16	95	0	-	16 95
Guard	2	100	0	-	2 100
Raise	2	100	0	-	2 100
Wick / Soft Peeling	2	0	0	-	2 0
Freeze	0	-	0	-	0 -
Take-out	29	61	1	100	30 63
Hit and Roll	2	75	0	-	2 75
Clearing	2	38	0	-	2 38
Double Take-out	0	-	0	-	0 -
Promotion Take-out	0	-	0	-	0 -
Not considered	0	-	1	-	1 -
All Draws	109	75	14	52	123 72
All Take-outs	33	61	1	100	34 62
Total	142	71	15	55	157 70

CHEN Jianxin		M Third V-Skip		Left-handed	
Type	↻ %	↻ %	Total	%	
Draw	15	45	18	57	33 52
Front	1	100	1	100	2 100
Guard	7	89	3	92	10 90
Raise	3	42	2	50	5 45
Wick / Soft Peeling	0	-	0	-	0 -
Freeze	0	-	0	-	0 -
Take-out	23	59	43	69	66 65
Hit and Roll	3	67	6	79	9 75
Clearing	3	100	19	83	22 85
Double Take-out	1	50	7	57	8 56
Promotion Take-out	2	100	1	0	3 67
Not considered	0	-	0	-	0 -
All Draws	26	59	24	63	50 61
All Take-outs	32	66	76	71	108 69
Total	58	63	100	69	158 67

ZHANG Qiang		M Alternate		Right-handed	
Type	↻ %	↻ %	Total	%	
Draw	0	-	0	-	0 -
Front	0	-	0	-	0 -
Guard	0	-	0	-	0 -
Raise	0	-	0	-	0 -
Wick / Soft Peeling	0	-	0	-	0 -
Freeze	0	-	0	-	0 -
Take-out	0	-	0	-	0 -
Hit and Roll	0	-	0	-	0 -
Clearing	0	-	0	-	0 -
Double Take-out	0	-	0	-	0 -
Promotion Take-out	0	-	0	-	0 -
Not considered	0	-	0	-	0 -
All Draws	0	-	0	-	0 -
All Take-outs	0	-	0	-	0 -
Total	0	-	0	-	0 -

LIU Wei		M Second		Right-handed	
Type	↻ %	↻ %	Total	%	
Draw	23	51	20	46	43 49
Front	1	100	0	-	1 100
Guard	6	96	5	45	11 73
Raise	3	83	2	75	5 80
Wick / Soft Peeling	0	-	0	-	0 -
Freeze	0	-	0	-	0 -
Take-out	40	76	13	58	53 72
Hit and Roll	2	38	3	92	5 70
Clearing	16	72	19	66	35 69
Double Take-out	0	-	3	67	3 67
Promotion Take-out	2	50	0	-	2 50
Not considered	0	-	0	-	0 -
All Draws	33	64	27	48	60 57
All Take-outs	60	73	38	65	98 70
Total	93	70	65	58	158 65

Team: CHN - People's Republic of China					
Type	↻ %	↻ %	Total	%	
Draw	153	67	81	49	234 61
Front	19	96	1	100	20 96
Guard	18	88	9	67	27 81
Raise	11	80	5	70	16 77
Wick / Soft Peeling	4	38	0	-	4 38
Freeze	0	-	0	-	0 -
Take-out	107	67	93	66	200 66
Hit and Roll	11	66	14	82	25 75
Clearing	25	77	44	76	69 76
Double Take-out	3	67	21	60	24 60
Promotion Take-out	6	83	3	0	9 56
Not considered	0	-	1	-	1 -
All Draws	205	71	96	53	301 65
All Take-outs	152	69	175	68	327 68
Total	357	70	271	62	628 67

Legend:	↻ Clockwise	↻ Counter-clockwise	F Female
	M Male		



Cumulative Player Statistics by Team

팀별 선수 누적 통계

FIN - Finland

Type	M Fourth		Right-handed		Total	%
	↻	%	↻	%		
Draw	34	49	28	36	62	43
Front	0	-	0	-	0	-
Guard	5	60	5	60	10	60
Raise	6	42	4	69	10	53
Wick / Soft Peeling	1	0	1	0	2	0
Freeze	0	-	0	-	0	-
Take-out	40	54	19	64	59	58
Hit and Roll	3	75	1	50	4	69
Clearing	2	75	4	69	6	71
Double Take-out	6	50	4	69	10	58
Promotion Take-out	3	8	2	50	5	25
Not considered	0	-	0	-	0	-
All Draws	46	48	38	41	84	45
All Take-outs	54	53	30	64	84	57
Total	100	51	68	51	168	51

Type	F Lead Skip		Right-handed		Total	%
	↻	%	↻	%		
Draw	56	54	31	44	87	50
Front	7	64	2	88	9	69
Guard	4	50	1	50	5	50
Raise	7	68	5	60	12	65
Wick / Soft Peeling	1	50	0	-	1	50
Freeze	0	-	0	-	0	-
Take-out	26	50	10	60	36	53
Hit and Roll	4	50	3	50	7	50
Clearing	2	50	1	0	3	33
Double Take-out	4	38	0	-	4	38
Promotion Take-out	2	0	2	50	4	25
Not considered	0	-	0	-	0	-
All Draws	75	56	39	49	114	53
All Take-outs	38	46	16	53	54	48
Total	113	52	55	50	168	52

Type	M Third V-Skip		Left-handed		Total	%
	↻	%	↻	%		
Draw	41	47	31	40	72	44
Front	1	100	1	50	2	75
Guard	4	56	2	100	6	71
Raise	2	25	0	-	2	25
Wick / Soft Peeling	0	-	0	-	0	-
Freeze	0	-	0	-	0	-
Take-out	30	40	18	44	48	42
Hit and Roll	1	100	2	75	3	83
Clearing	4	88	3	67	7	79
Double Take-out	7	57	3	33	10	50
Promotion Take-out	2	38	1	0	3	25
Not considered	0	-	0	-	0	-
All Draws	48	48	34	44	82	46
All Take-outs	44	48	27	46	71	48
Total	92	48	61	45	153	47

Type	F Alternate		Right-handed		Total	%
	↻	%	↻	%		
Draw	49	44	7	71	56	48
Front	33	79	6	46	39	74
Guard	1	75	0	-	1	75
Raise	2	25	0	-	2	25
Wick / Soft Peeling	0	-	0	-	0	-
Freeze	0	-	0	-	0	-
Take-out	10	43	0	-	10	43
Hit and Roll	1	100	0	-	1	100
Clearing	0	-	0	-	0	-
Double Take-out	1	25	0	-	1	25
Promotion Take-out	0	-	0	-	0	-
Not considered	0	-	0	-	0	-
All Draws	85	58	13	60	98	58
All Take-outs	12	46	0	-	12	46
Total	97	56	13	60	110	57

Type	M Second		Right-handed		Total	%
	↻	%	↻	%		
Draw	23	35	11	39	34	36
Front	18	78	2	50	20	75
Guard	0	-	1	100	1	100
Raise	1	75	0	-	1	75
Wick / Soft Peeling	0	-	0	-	0	-
Freeze	0	-	0	-	0	-
Take-out	12	38	4	13	16	31
Hit and Roll	0	-	0	-	0	-
Clearing	0	-	0	-	0	-
Double Take-out	3	50	0	-	3	50
Promotion Take-out	1	75	0	-	1	75
Not considered	0	-	0	-	0	-
All Draws	42	54	14	45	56	52
All Take-outs	16	42	4	13	20	36
Total	58	51	18	38	76	48

Type	Team: FIN - Finland				Total	%
	↻	%	↻	%		
Draw	203	47	108	42	311	45
Front	59	77	11	55	70	74
Guard	14	57	9	72	23	63
Raise	18	50	9	64	27	55
Wick / Soft Peeling	2	25	1	0	3	17
Freeze	0	-	0	-	0	-
Take-out	118	47	51	52	169	49
Hit and Roll	9	69	6	58	15	65
Clearing	8	75	8	59	16	67
Double Take-out	21	49	7	54	28	50
Promotion Take-out	8	22	5	40	13	29
Not considered	0	-	0	-	0	-
All Draws	296	54	138	46	434	51
All Take-outs	164	49	77	53	241	50
Total	460	52	215	49	675	51

Legend:
↻ Clockwise ↻ Counter-clockwise F Female
M Male



Cumulative Player Statistics by Team

팀별 선수 누적 통계

GBR - Great Britain

NEILSON Aileen		F Fourth Skip		Right-handed	
Type	↻ %	↺ %	Total	%	
Draw	40 63	32 49	72	57	
Front	0 -	0 -	0	-	
Guard	11 61	11 68	22	65	
Raise	1 0	3 25	4	19	
Wick / Soft Peeling	0 -	0 -	0	-	
Freeze	0 -	0 -	0	-	
Take-out	18 42	26 65	44	56	
Hit and Roll	3 50	6 71	9	64	
Clearing	2 75	0 -	2	75	
Double Take-out	2 13	1 0	3	8	
Promotion Take-out	2 0	1 0	3	0	
Not considered	0 -	1 -	1	-	
All Draws	52 62	46 52	98	57	
All Take-outs	27 40	34 63	61	52	
Total	79 54	80 57	159	55	

McPHERSON Bob		M Lead		Right-handed	
Type	↻ %	↺ %	Total	%	
Draw	30 60	43 75	73	69	
Front	7 93	26 98	33	97	
Guard	0 -	1 100	1	100	
Raise	0 -	0 -	0	-	
Wick / Soft Peeling	0 -	0 -	0	-	
Freeze	0 -	0 -	0	-	
Take-out	18 40	17 56	35	48	
Hit and Roll	0 -	0 -	0	-	
Clearing	0 -	0 -	0	-	
Double Take-out	0 -	0 -	0	-	
Promotion Take-out	0 -	0 -	0	-	
Not considered	0 -	0 -	0	-	
All Draws	37 66	70 84	107	78	
All Take-outs	18 40	17 56	35	48	
Total	55 58	87 78	142	70	

NIBLOE Hugh		M Third V-Skip		Right-handed	
Type	↻ %	↺ %	Total	%	
Draw	34 65	24 57	58	62	
Front	0 -	0 -	0	-	
Guard	7 71	8 81	15	77	
Raise	1 75	2 50	3	58	
Wick / Soft Peeling	2 75	0 -	2	75	
Freeze	0 -	0 -	0	-	
Take-out	37 73	22 53	59	66	
Hit and Roll	7 71	2 38	9	64	
Clearing	2 25	1 50	3	33	
Double Take-out	2 25	4 25	6	25	
Promotion Take-out	0 -	1 0	1	0	
Not considered	0 -	0 -	0	-	
All Draws	44 66	34 63	78	65	
All Take-outs	48 69	30 47	78	60	
Total	92 68	64 55	156	63	

MALONE Angie		F Alternate		Right-handed	
Type	↻ %	↺ %	Total	%	
Draw	9 61	3 67	12	63	
Front	1 100	2 100	3	100	
Guard	2 75	0 -	2	75	
Raise	0 -	0 -	0	-	
Wick / Soft Peeling	0 -	0 -	0	-	
Freeze	0 -	0 -	0	-	
Take-out	6 42	1 0	7	36	
Hit and Roll	0 -	0 -	0	-	
Clearing	0 -	0 -	0	-	
Double Take-out	0 -	0 -	0	-	
Promotion Take-out	0 -	0 -	0	-	
Not considered	0 -	0 -	0	-	
All Draws	12 67	5 80	17	71	
All Take-outs	6 42	1 0	7	36	
Total	18 58	6 67	24	60	

EWAN Gregor		M Second		Right-handed	
Type	↻ %	↺ %	Total	%	
Draw	26 50	40 52	66	51	
Front	1 75	2 50	3	58	
Guard	6 67	8 63	14	64	
Raise	2 75	1 0	3	50	
Wick / Soft Peeling	1 100	0 -	1	100	
Freeze	0 -	0 -	0	-	
Take-out	30 78	18 67	48	74	
Hit and Roll	2 75	0 -	2	75	
Clearing	9 50	9 47	18	49	
Double Take-out	1 0	2 75	3	50	
Promotion Take-out	0 -	0 -	0	-	
Not considered	0 -	0 -	0	-	
All Draws	36 56	51 52	87	54	
All Take-outs	42 70	29 61	71	67	
Total	78 64	80 56	158	60	

Team: GBR - Great Britain					
Type	↻ %	↺ %	Total	%	
Draw	139 60	142 60	281	60	
Front	9 92	30 95	39	94	
Guard	26 66	28 71	54	69	
Raise	4 56	6 29	10	40	
Wick / Soft Peeling	3 83	0 -	3	83	
Freeze	0 -	0 -	0	-	
Take-out	109 62	84 60	193	61	
Hit and Roll	12 67	8 63	20	65	
Clearing	13 50	10 48	23	49	
Double Take-out	5 15	7 36	12	27	
Promotion Take-out	2 0	2 0	4	0	
Not considered	0 -	1 -	1	-	
All Draws	181 63	206 65	387	64	
All Take-outs	141 59	111 56	252	58	
Total	322 61	317 62	639	62	

Legend:	↻ Clockwise	↺ Counter-clockwise	F Female
	M Male		



Cumulative Player Statistics by Team

팀별 선수 누적 통계

GER - Germany

PUTZICH Christiane	F Fourth Skip				Right-handed	
	↻	%	↺	%	Total	%
Draw	27	57	37	52	64	54
Front	0	-	1	0	1	0
Guard	9	67	7	54	16	61
Raise	2	38	3	0	5	15
Wick / Soft Peeling	0	-	0	-	0	-
Freeze	0	-	0	-	0	-
Take-out	22	50	27	50	49	50
Hit and Roll	1	0	6	58	7	50
Clearing	2	75	2	100	4	88
Double Take-out	6	33	4	69	10	48
Promotion Take-out	2	0	3	33	5	20
Not considered	0	-	2	-	2	-
All Draws	38	59	48	48	86	53
All Take-outs	33	44	42	54	75	50
Total	71	52	90	51	161	51

PAVEL Harry	M Third				Left-handed	
	↻	%	↺	%	Total	%
Draw	21	38	32	65	53	54
Front	0	-	0	-	0	-
Guard	1	75	4	75	5	75
Raise	0	-	3	42	3	42
Wick / Soft Peeling	0	-	0	-	0	-
Freeze	0	-	1	100	1	100
Take-out	28	62	26	61	54	61
Hit and Roll	2	50	4	81	6	71
Clearing	7	50	7	71	14	61
Double Take-out	6	33	6	58	12	46
Promotion Take-out	0	-	2	0	2	0
Not considered	0	-	0	-	0	-
All Draws	22	40	40	65	62	56
All Take-outs	43	55	45	61	88	58
Total	65	50	85	63	150	57

SCHLITT Martin	M Second V-Skip				Right-handed	
	↻	%	↺	%	Total	%
Draw	25	40	19	37	44	39
Front	1	50	1	100	2	75
Guard	4	38	1	75	5	45
Raise	0	-	0	-	0	-
Wick / Soft Peeling	0	-	0	-	0	-
Freeze	0	-	0	-	0	-
Take-out	9	50	12	63	21	57
Hit and Roll	1	0	2	50	3	33
Clearing	6	54	3	33	9	47
Double Take-out	3	92	1	100	4	94
Promotion Take-out	1	50	1	50	2	50
Not considered	0	-	0	-	0	-
All Draws	30	40	21	42	51	41
All Take-outs	20	55	19	58	39	56
Total	50	46	40	49	90	48

MELCHIOR Heike	F Lead				Right-handed	
	↻	%	↺	%	Total	%
Draw	66	60	28	57	94	59
Front	14	84	10	65	24	76
Guard	2	88	1	0	3	58
Raise	3	92	0	-	3	92
Wick / Soft Peeling	0	-	1	100	1	100
Freeze	0	-	0	-	0	-
Take-out	23	52	1	0	24	50
Hit and Roll	1	0	0	-	1	0
Clearing	0	-	0	-	0	-
Double Take-out	1	50	0	-	1	50
Promotion Take-out	0	-	0	-	0	-
Not considered	0	-	5	-	5	-
All Draws	85	66	40	59	125	64
All Take-outs	25	50	1	0	26	48
Total	110	62	41	57	151	61

MEISSNER Wolf	M Alternate				Left-handed	
	↻	%	↺	%	Total	%
Draw	14	39	21	27	35	32
Front	3	75	3	92	6	83
Guard	2	50	1	50	3	50
Raise	1	0	0	-	1	0
Wick / Soft Peeling	0	-	0	-	0	-
Freeze	0	-	0	-	0	-
Take-out	17	65	11	45	28	57
Hit and Roll	0	-	2	25	2	25
Clearing	15	65	5	60	20	64
Double Take-out	6	67	2	50	8	63
Promotion Take-out	0	-	2	50	2	50
Not considered	0	-	0	-	0	-
All Draws	20	44	25	36	45	39
All Take-outs	38	65	22	48	60	59
Total	58	58	47	41	105	50

Team: GER - Germany

Team: GER - Germany						
	↻	%	↺	%	Total	%
Draw	153	51	137	50	290	51
Front	18	81	15	68	33	75
Guard	18	61	14	57	32	59
Raise	6	58	6	21	12	40
Wick / Soft Peeling	0	-	1	100	1	100
Freeze	0	-	1	100	1	100
Take-out	99	56	77	54	176	55
Hit and Roll	5	20	14	59	19	49
Clearing	30	60	17	65	47	62
Double Take-out	22	51	13	63	35	56
Promotion Take-out	3	17	8	31	11	27
Not considered	0	-	7	-	7	-
All Draws	195	55	174	52	369	54
All Take-outs	159	54	129	56	288	55
Total	354	55	303	53	657	54

Legend:	↻ Clockwise	↺ Counter-clockwise	F Female
	M Male		



Cumulative Player Statistics by Team

팀별 선수 누적 통계

KOR - Republic of Korea

CHA Jaegoan	M Fourth V-Skip				Right-handed	
Type	↻	%	↺	%	Total	%
Draw	32	61	23	52	55	57
Front	0	-	0	-	0	-
Guard	6	71	11	80	17	76
Raise	1	75	2	50	3	58
Wick / Soft Peeling	0	-	0	-	0	-
Freeze	0	-	0	-	0	-
Take-out	39	66	23	49	62	60
Hit and Roll	5	75	1	100	6	79
Clearing	5	80	2	50	7	71
Double Take-out	9	69	4	75	13	71
Promotion Take-out	1	50	1	50	2	50
Not considered	1	-	2	-	3	-
All Draws	39	63	36	60	75	62
All Take-outs	59	68	31	54	90	63
Total	98	66	67	57	165	63

BANG Min-Ja	F Lead				Right-handed	
Type	↻	%	↺	%	Total	%
Draw	57	67	34	65	91	66
Front	18	86	15	85	33	86
Guard	3	67	1	50	4	63
Raise	1	100	1	100	2	100
Wick / Soft Peeling	0	-	0	-	0	-
Freeze	0	-	0	-	0	-
Take-out	30	68	7	86	37	72
Hit and Roll	0	-	1	50	1	50
Clearing	2	75	1	100	3	83
Double Take-out	0	-	0	-	0	-
Promotion Take-out	0	-	1	75	1	75
Not considered	0	-	0	-	0	-
All Draws	79	72	51	72	130	72
All Take-outs	32	69	10	83	42	72
Total	111	71	61	73	172	72

JUNG Seungwon	M Third				Right-handed	
Type	↻	%	↺	%	Total	%
Draw	30	66	35	53	65	59
Front	0	-	0	-	0	-
Guard	7	86	5	80	12	83
Raise	1	100	2	50	3	67
Wick / Soft Peeling	0	-	0	-	0	-
Freeze	0	-	0	-	0	-
Take-out	38	74	11	64	49	71
Hit and Roll	2	75	0	-	2	75
Clearing	11	70	5	65	16	69
Double Take-out	4	38	3	50	7	43
Promotion Take-out	3	42	1	50	4	44
Not considered	0	-	0	-	0	-
All Draws	38	70	42	56	80	63
All Take-outs	58	69	20	61	78	67
Total	96	70	62	58	158	65

LEE Dongha	M Alternate				Right-handed	
Type	↻	%	↺	%	Total	%
Draw	1	75	5	25	6	33
Front	2	88	0	-	2	88
Guard	0	-	0	-	0	-
Raise	0	-	0	-	0	-
Wick / Soft Peeling	0	-	0	-	0	-
Freeze	0	-	0	-	0	-
Take-out	0	-	5	55	5	55
Hit and Roll	0	-	0	-	0	-
Clearing	0	-	0	-	0	-
Double Take-out	0	-	1	50	1	50
Promotion Take-out	0	-	0	-	0	-
Not considered	0	-	0	-	0	-
All Draws	3	83	5	25	8	47
All Take-outs	0	-	6	54	6	54
Total	3	83	11	41	14	50

SEO Soonseok	M Second Skip				Right-handed	
Type	↻	%	↺	%	Total	%
Draw	19	51	32	60	51	57
Front	4	50	1	100	5	60
Guard	4	81	11	70	15	73
Raise	1	75	2	25	3	42
Wick / Soft Peeling	1	100	0	-	1	100
Freeze	0	-	0	-	0	-
Take-out	35	76	24	66	59	72
Hit and Roll	2	75	3	92	5	85
Clearing	14	64	11	50	25	58
Double Take-out	5	70	1	100	6	75
Promotion Take-out	2	0	0	-	2	0
Not considered	0	-	0	-	0	-
All Draws	29	58	46	62	75	60
All Take-outs	58	70	39	64	97	68
Total	87	66	85	63	172	64

Team: KOR - Republic of Korea						
Type	↻	%	↺	%	Total	%
Draw	139	63	129	57	268	60
Front	24	80	16	86	40	83
Guard	20	78	28	75	48	76
Raise	4	88	7	50	11	64
Wick / Soft Peeling	1	100	0	-	1	100
Freeze	0	-	0	-	0	-
Take-out	142	71	70	61	212	68
Hit and Roll	9	75	5	85	14	79
Clearing	32	70	19	57	51	65
Double Take-out	18	63	9	67	27	64
Promotion Take-out	6	29	3	58	9	39
Not considered	1	-	2	-	3	-
All Draws	188	68	180	62	368	65
All Take-outs	207	69	106	62	313	67
Total	395	68	286	62	681	66

Legend:	↻ Clockwise	↺ Counter-clockwise	F Female
	M Male		



Cumulative Player Statistics by Team

팀별 선수 누적 통계

NOR - Norway

LORENTSEN Rune		M Fourth Skip		Right-handed	
Type	↻ %	↻ %	Total	%	
Draw	36 39	34 34	70	36	
Front	0 -	0 -	0	-	
Guard	8 69	6 96	14	80	
Raise	3 58	1 75	4	63	
Wick / Soft Peeling	2 75	1 0	3	50	
Freeze	0 -	0 -	0	-	
Take-out	20 64	12 50	32	59	
Hit and Roll	4 63	3 83	7	71	
Clearing	5 70	3 75	8	72	
Double Take-out	7 43	9 61	16	53	
Promotion Take-out	3 50	5 40	8	44	
Not considered	0 -	3 -	3	-	
All Draws	49 46	42 43	91	45	
All Take-outs	39 60	32 57	71	58	
Total	88 52	74 49	162	51	

LOECHEN Sissel		F Lead		Both-handed	
Type	↻ %	↻ %	Total	%	
Draw	59 53	16 45	75	52	
Front	36 88	17 57	53	78	
Guard	4 100	0 -	4	100	
Raise	0 -	0 -	0	-	
Wick / Soft Peeling	2 50	0 -	2	50	
Freeze	0 -	0 -	0	-	
Take-out	18 56	6 33	24	50	
Hit and Roll	0 -	0 -	0	-	
Clearing	1 50	0 -	1	50	
Double Take-out	1 50	1 50	2	50	
Promotion Take-out	0 -	0 -	0	-	
Not considered	2 -	3 -	5	-	
All Draws	101 67	33 52	134	63	
All Take-outs	20 55	7 36	27	50	
Total	121 65	40 49	161	61	

STORDAHL Jostein		M Third V-Skip		Right-handed	
Type	↻ %	↻ %	Total	%	
Draw	39 47	24 51	63	48	
Front	0 -	0 -	0	-	
Guard	11 89	7 79	18	85	
Raise	5 70	3 92	8	78	
Wick / Soft Peeling	0 -	0 -	0	-	
Freeze	0 -	0 -	0	-	
Take-out	29 62	15 57	44	60	
Hit and Roll	3 92	3 67	6	79	
Clearing	5 35	3 67	8	47	
Double Take-out	2 75	8 41	10	48	
Promotion Take-out	3 33	2 0	5	20	
Not considered	0 -	1 -	1	-	
All Draws	55 57	34 60	89	58	
All Take-outs	42 60	31 51	73	56	
Total	97 58	65 56	162	57	

IVERSEN Rikke		F Alternate		Right-handed	
Type	↻ %	↻ %	Total	%	
Draw	0 -	0 -	0	-	
Front	0 -	0 -	0	-	
Guard	0 -	0 -	0	-	
Raise	0 -	0 -	0	-	
Wick / Soft Peeling	0 -	0 -	0	-	
Freeze	0 -	0 -	0	-	
Take-out	0 -	0 -	0	-	
Hit and Roll	0 -	0 -	0	-	
Clearing	0 -	0 -	0	-	
Double Take-out	0 -	0 -	0	-	
Promotion Take-out	0 -	0 -	0	-	
Not considered	0 -	0 -	0	-	
All Draws	0 -	0 -	0	-	
All Take-outs	0 -	0 -	0	-	
Total	0 -	0 -	0	-	

SYVERSEN Ole Fredrik		M Second		Right-handed	
Type	↻ %	↻ %	Total	%	
Draw	30 35	31 53	61	44	
Front	3 100	5 95	8	97	
Guard	6 83	0 -	6	83	
Raise	1 75	0 -	1	75	
Wick / Soft Peeling	1 50	0 -	1	50	
Freeze	0 -	0 -	0	-	
Take-out	40 74	17 71	57	73	
Hit and Roll	4 63	0 -	4	63	
Clearing	10 85	11 57	21	70	
Double Take-out	3 83	2 75	5	80	
Promotion Take-out	1 0	1 100	2	50	
Not considered	0 -	0 -	0	-	
All Draws	41 48	36 59	77	53	
All Take-outs	58 74	31 67	89	72	
Total	99 63	67 63	166	63	

Team: NOR - Norway					
Type	↻ %	↻ %	Total	%	
Draw	164 45	105 45	269	45	
Front	39 88	22 66	61	80	
Guard	29 84	13 87	42	85	
Raise	9 67	4 88	13	73	
Wick / Soft Peeling	5 60	1 0	6	50	
Freeze	0 -	0 -	0	-	
Take-out	107 66	50 57	157	63	
Hit and Roll	11 70	6 75	17	72	
Clearing	21 68	17 62	38	65	
Double Take-out	13 58	20 54	33	55	
Promotion Take-out	7 36	8 38	15	37	
Not considered	2 -	7 -	9	-	
All Draws	246 58	145 53	391	56	
All Take-outs	159 64	101 57	260	61	
Total	405 60	246 54	651	58	

Legend:
 ↻ Clockwise ↻ Counter-clockwise F Female
 M Male



Cumulative Player Statistics by Team

팀별 선수 누적 통계

NPA - Neutral Paralympic Athletes

KUROKHTIN Konstantin		M Fourth Skip		Right-handed		
Type	↻	%	↺	%	Total	%
Draw	36	49	37	56	73	53
Front	0	-	0	-	0	-
Guard	8	91	3	42	11	77
Raise	4	88	8	13	12	38
Wick / Soft Peeling	0	-	0	-	0	-
Freeze	0	-	0	-	0	-
Take-out	32	62	23	51	55	57
Hit and Roll	1	50	3	67	4	63
Clearing	1	25	0	-	1	25
Double Take-out	2	63	3	17	5	35
Promotion Take-out	3	0	0	-	3	0
Not considered	0	-	1	-	1	-
All Draws	48	59	48	48	96	54
All Take-outs	39	56	29	49	68	53
Total	87	58	77	48	164	53

SHCHUKINA Daria		F Lead		Right-handed		
Type	↻	%	↺	%	Total	%
Draw	18	63	84	74	102	72
Front	7	82	18	96	25	92
Guard	1	75	3	83	4	81
Raise	4	44	2	0	6	29
Wick / Soft Peeling	0	-	1	100	1	100
Freeze	0	-	0	-	0	-
Take-out	16	59	15	73	31	66
Hit and Roll	0	-	0	-	0	-
Clearing	0	-	0	-	0	-
Double Take-out	2	50	0	-	2	50
Promotion Take-out	0	-	0	-	0	-
Not considered	1	-	0	-	1	-
All Draws	30	65	108	77	138	74
All Take-outs	18	58	15	73	33	65
Total	48	63	123	76	171	72

ROMANOV Marat		M Third V-Skip		Right-handed		
Type	↻	%	↺	%	Total	%
Draw	37	61	39	51	76	56
Front	0	-	1	100	1	100
Guard	2	88	4	50	6	63
Raise	4	56	1	100	5	65
Wick / Soft Peeling	0	-	0	-	0	-
Freeze	0	-	0	-	0	-
Take-out	31	63	28	62	59	62
Hit and Roll	3	75	3	83	6	79
Clearing	7	57	3	67	10	60
Double Take-out	2	0	0	-	2	0
Promotion Take-out	1	0	0	-	1	0
Not considered	0	-	0	-	0	-
All Draws	43	62	45	53	88	58
All Take-outs	44	59	34	64	78	61
Total	87	60	79	58	166	59

MESHCHERIAKOV Andrei		M Alternate		Right-handed		
Type	↻	%	↺	%	Total	%
Draw	17	40	14	55	31	47
Front	1	75	0	-	1	75
Guard	1	75	2	38	3	50
Raise	3	75	5	55	8	63
Wick / Soft Peeling	0	-	0	-	0	-
Freeze	0	-	0	-	0	-
Take-out	10	65	12	71	22	68
Hit and Roll	2	88	2	38	4	63
Clearing	4	81	3	67	7	75
Double Take-out	0	-	0	-	0	-
Promotion Take-out	0	-	0	-	0	-
Not considered	0	-	0	-	0	-
All Draws	22	48	21	54	43	51
All Take-outs	16	72	17	66	33	69
Total	38	58	38	59	76	59

SHEVCHENKO Alexander		M Second		Right-handed		
Type	↻	%	↺	%	Total	%
Draw	23	68	15	70	38	69
Front	1	75	1	100	2	88
Guard	5	90	1	100	6	92
Raise	1	75	1	0	2	38
Wick / Soft Peeling	0	-	0	-	0	-
Freeze	0	-	0	-	0	-
Take-out	23	52	14	43	37	49
Hit and Roll	2	88	0	-	2	88
Clearing	9	67	5	60	14	64
Double Take-out	1	100	0	-	1	100
Promotion Take-out	0	-	0	-	0	-
Not considered	0	-	0	-	0	-
All Draws	30	73	18	69	48	71
All Take-outs	35	59	19	47	54	55
Total	65	65	37	58	102	63

Team: NPA - Neutral Paralympic Athletes						
Type	↻	%	↺	%	Total	%
Draw	131	57	189	64	320	61
Front	9	81	20	96	29	91
Guard	17	88	13	58	30	75
Raise	16	66	17	28	33	46
Wick / Soft Peeling	0	-	1	100	1	100
Freeze	0	-	0	-	0	-
Take-out	112	60	92	59	204	60
Hit and Roll	8	78	8	66	16	72
Clearing	21	64	11	64	32	64
Double Take-out	7	46	3	17	10	38
Promotion Take-out	4	0	0	-	4	0
Not considered	1	-	1	-	2	-
All Draws	173	62	240	64	413	63
All Take-outs	152	59	114	59	266	59
Total	325	61	354	62	679	62

Legend:	↻ Clockwise	↺ Counter-clockwise	F Female
	M Male		



Cumulative Player Statistics by Team

팀별 선수 누적 통계

SUI - Switzerland

WAGNER Felix		M Fourth Skip		Right-handed	
Type	↻ %	↺ %	Total	%	
Draw	33 52	18 56	51	53	
Front	0 -	0 -	0	-	
Guard	3 33	0 -	3	33	
Raise	2 25	3 50	5	40	
Wick / Soft Peeling	0 -	0 -	0	-	
Freeze	0 -	0 -	0	-	
Take-out	47 61	34 54	81	58	
Hit and Roll	4 100	2 75	6	92	
Clearing	4 63	3 100	7	79	
Double Take-out	7 50	1 0	8	44	
Promotion Take-out	1 100	2 38	3	58	
Not considered	0 -	1 -	1	-	
All Draws	38 49	21 55	59	51	
All Take-outs	63 63	42 57	105	60	
Total	101 57	63 56	164	57	

BLAUDEL-THOMANN Beatrix		F Lead		Right-handed	
Type	↻ %	↺ %	Total	%	
Draw	75 71	13 52	88	68	
Front	24 88	5 75	29	85	
Guard	5 85	1 100	6	88	
Raise	1 50	0 -	1	50	
Wick / Soft Peeling	0 -	0 -	0	-	
Freeze	0 -	0 -	0	-	
Take-out	34 64	3 33	37	61	
Hit and Roll	0 -	0 -	0	-	
Clearing	0 -	0 -	0	-	
Double Take-out	1 50	0 -	1	50	
Promotion Take-out	0 -	1 0	1	0	
Not considered	1 -	2 -	3	-	
All Draws	105 75	19 61	124	73	
All Take-outs	35 64	4 25	39	60	
Total	140 72	23 54	163	70	

HUETTENMOSER Claudia		F Third V-Skip		Left-handed	
Type	↻ %	↺ %	Total	%	
Draw	35 61	18 32	53	51	
Front	2 100	1 100	3	100	
Guard	4 56	3 67	7	61	
Raise	0 -	2 88	2	88	
Wick / Soft Peeling	1 100	0 -	1	100	
Freeze	0 -	0 -	0	-	
Take-out	47 71	25 52	72	65	
Hit and Roll	1 100	2 75	3	83	
Clearing	6 46	8 66	14	57	
Double Take-out	3 50	4 63	7	57	
Promotion Take-out	3 25	1 0	4	19	
Not considered	0 -	0 -	0	-	
All Draws	42 63	24 44	66	56	
All Take-outs	60 66	40 56	100	62	
Total	102 65	64 51	166	59	

BURGENER Hans		M Alternate		Left-handed	
Type	↻ %	↺ %	Total	%	
Draw	0 -	0 -	0	-	
Front	0 -	0 -	0	-	
Guard	0 -	0 -	0	-	
Raise	0 -	0 -	0	-	
Wick / Soft Peeling	0 -	0 -	0	-	
Freeze	0 -	0 -	0	-	
Take-out	0 -	0 -	0	-	
Hit and Roll	0 -	0 -	0	-	
Clearing	0 -	0 -	0	-	
Double Take-out	0 -	0 -	0	-	
Promotion Take-out	0 -	0 -	0	-	
Not considered	0 -	0 -	0	-	
All Draws	0 -	0 -	0	-	
All Take-outs	0 -	0 -	0	-	
Total	0 -	0 -	0	-	

BODENMANN Marcel		M Second		Right-handed	
Type	↻ %	↺ %	Total	%	
Draw	30 61	15 37	45	53	
Front	2 63	1 100	3	75	
Guard	8 50	1 75	9	53	
Raise	2 75	1 100	3	83	
Wick / Soft Peeling	0 -	1 100	1	100	
Freeze	1 100	0 -	1	100	
Take-out	45 62	20 54	65	60	
Hit and Roll	2 25	3 92	5	65	
Clearing	17 44	7 57	24	48	
Double Take-out	0 -	3 100	3	100	
Promotion Take-out	2 38	5 15	7	21	
Not considered	0 -	0 -	0	-	
All Draws	43 60	19 49	62	57	
All Take-outs	66 56	38 56	104	56	
Total	109 58	57 54	166	56	

Team: SUI - Switzerland					
Type	↻ %	↺ %	Total	%	
Draw	173 63	64 44	237	58	
Front	28 87	7 82	35	86	
Guard	20 58	5 75	25	61	
Raise	5 50	6 71	11	61	
Wick / Soft Peeling	1 100	1 100	2	100	
Freeze	1 100	0 -	1	100	
Take-out	173 65	82 53	255	61	
Hit and Roll	7 79	7 82	14	80	
Clearing	27 47	18 68	45	56	
Double Take-out	11 50	8 69	19	58	
Promotion Take-out	6 42	9 17	15	27	
Not considered	1 -	3 -	4	-	
All Draws	228 66	83 52	311	62	
All Take-outs	224 62	124 55	348	59	
Total	452 64	207 54	659	61	

Legend:	↻ Clockwise	↺ Counter-clockwise	F Female
	M Male		



Cumulative Player Statistics by Team

팀별 선수 누적 통계

SVK - Slovakia

PITONAK Dusan	M Fourth				Right-handed	
	↻	%	↺	%	Total	%
Draw	46	58	41	54	87	56
Front	2	50	1	100	3	67
Guard	0	-	7	50	7	50
Raise	9	56	4	63	13	58
Wick / Soft Peeling	1	100	0	-	1	100
Freeze	0	-	0	-	0	-
Take-out	27	47	12	63	39	52
Hit and Roll	2	88	1	75	3	83
Clearing	5	70	4	63	9	67
Double Take-out	5	55	3	67	8	59
Promotion Take-out	0	-	1	100	1	100
Not considered	0	-	2	-	2	-
All Draws	58	58	53	55	111	57
All Take-outs	39	53	21	65	60	58
Total	97	56	74	58	171	57

DURIS Radoslav	M Third Skip				Right-handed	
	↻	%	↺	%	Total	%
Draw	33	56	35	57	68	57
Front	0	-	0	-	0	-
Guard	3	100	5	35	8	59
Raise	6	63	3	50	9	58
Wick / Soft Peeling	0	-	1	100	1	100
Freeze	0	-	0	-	0	-
Take-out	36	57	20	43	56	52
Hit and Roll	4	88	1	100	5	90
Clearing	10	53	4	63	14	55
Double Take-out	9	67	0	-	9	67
Promotion Take-out	2	25	1	100	3	50
Not considered	0	-	1	-	1	-
All Draws	42	60	44	55	86	58
All Take-outs	61	59	26	50	87	56
Total	103	59	70	53	173	57

ZATKO Peter	M Second				Right-handed	
	↻	%	↺	%	Total	%
Draw	20	36	29	35	49	36
Front	3	92	0	-	3	92
Guard	3	100	2	13	5	65
Raise	1	100	2	100	3	100
Wick / Soft Peeling	0	-	0	-	0	-
Freeze	0	-	0	-	0	-
Take-out	24	71	9	50	33	65
Hit and Roll	3	83	1	75	4	81
Clearing	8	69	6	38	14	55
Double Take-out	8	69	1	50	9	67
Promotion Take-out	3	33	3	58	6	46
Not considered	0	-	0	-	0	-
All Draws	27	52	33	38	60	44
All Take-outs	46	68	20	49	66	63
Total	73	62	53	42	126	54

KUNKELOVA Monika	F Lead V-Skip				Right-handed	
	↻	%	↺	%	Total	%
Draw	69	56	16	45	85	54
Front	32	80	6	100	38	84
Guard	5	85	1	50	6	79
Raise	1	50	0	-	1	50
Wick / Soft Peeling	1	100	0	-	1	100
Freeze	0	-	0	-	0	-
Take-out	29	66	5	20	34	59
Hit and Roll	0	-	0	-	0	-
Clearing	1	100	0	-	1	100
Double Take-out	2	75	0	-	2	75
Promotion Take-out	1	25	0	-	1	25
Not considered	0	-	5	-	5	-
All Draws	108	65	23	60	131	64
All Take-outs	33	66	5	20	38	60
Total	141	65	28	53	169	63

LYOCSA Imrich	M Alternate				Right-handed	
	↻	%	↺	%	Total	%
Draw	13	27	9	33	22	30
Front	0	-	0	-	0	-
Guard	2	63	0	-	2	63
Raise	0	-	0	-	0	-
Wick / Soft Peeling	0	-	0	-	0	-
Freeze	0	-	0	-	0	-
Take-out	11	50	6	33	17	44
Hit and Roll	1	100	0	-	1	100
Clearing	2	100	0	-	2	100
Double Take-out	2	75	0	-	2	75
Promotion Take-out	1	0	0	-	1	0
Not considered	0	-	1	-	1	-
All Draws	15	32	9	33	24	32
All Take-outs	17	59	6	33	23	52
Total	32	46	15	33	47	42

Team: SVK - Slovakia						
	↻	%	↺	%	Total	%
Draw	181	52	130	48	311	50
Front	37	80	7	100	44	83
Guard	13	88	15	40	28	63
Raise	17	60	9	67	26	63
Wick / Soft Peeling	2	100	1	100	3	100
Freeze	0	-	0	-	0	-
Take-out	127	59	52	45	179	55
Hit and Roll	10	88	3	83	13	87
Clearing	26	66	14	52	40	61
Double Take-out	26	66	4	63	30	66
Promotion Take-out	7	25	5	75	12	46
Not considered	0	-	9	-	9	-
All Draws	250	59	162	51	412	56
All Take-outs	196	61	78	51	274	58
Total	446	60	240	51	686	57

Legend:

↻ Clockwise

↺ Counter-clockwise

F Female

M Male



Cumulative Player Statistics by Team

팀별 선수 누적 통계

SWE - Sweden

PETTERSSON DAHL Viljo		M Fourth Skip		Right-handed		
Type	↻	%	↺	%	Total	%
Draw	33	47	18	44	51	46
Front	0	-	0	-	0	-
Guard	13	69	3	42	16	64
Raise	4	25	0	-	4	25
Wick / Soft Peeling	1	50	0	-	1	50
Freeze	0	-	0	-	0	-
Take-out	37	65	23	57	60	62
Hit and Roll	2	0	2	63	4	31
Clearing	5	75	2	75	7	75
Double Take-out	4	44	5	40	9	42
Promotion Take-out	0	-	1	100	1	100
Not considered	1	-	2	-	3	-
All Draws	51	51	21	44	72	49
All Take-outs	48	61	33	57	81	60
Total	99	56	54	52	153	55

PERSSON Ronny		M Third		Right-handed		
Type	↻	%	↺	%	Total	%
Draw	31	34	23	28	54	31
Front	1	100	1	0	2	50
Guard	9	64	7	54	16	59
Raise	1	100	3	58	4	69
Wick / Soft Peeling	0	-	0	-	0	-
Freeze	0	-	0	-	0	-
Take-out	32	64	26	60	58	62
Hit and Roll	2	75	4	56	6	63
Clearing	11	66	1	100	12	69
Double Take-out	8	56	2	75	10	60
Promotion Take-out	1	100	3	42	4	56
Not considered	1	-	0	-	1	-
All Draws	42	43	34	35	76	40
All Take-outs	54	64	36	60	90	63
Total	96	55	70	48	166	52

ENGBORG Mats Ola		M Second		Right-handed		
Type	↻	%	↺	%	Total	%
Draw	36	56	21	42	57	50
Front	2	100	0	-	2	100
Guard	6	58	1	0	7	50
Raise	1	50	1	100	2	75
Wick / Soft Peeling	0	-	1	100	1	100
Freeze	0	-	0	-	0	-
Take-out	34	51	30	62	64	56
Hit and Roll	3	67	8	66	11	66
Clearing	7	82	9	53	16	66
Double Take-out	4	63	4	75	8	69
Promotion Take-out	0	-	1	25	1	25
Not considered	0	-	0	-	0	-
All Draws	45	58	24	45	69	53
All Take-outs	48	58	52	61	100	60
Total	93	58	76	56	169	57

ULANDER Kicki		F Lead V-Skip		Right-handed		
Type	↻	%	↺	%	Total	%
Draw	57	54	14	50	71	54
Front	35	90	10	78	45	87
Guard	1	50	0	-	1	50
Raise	0	-	0	-	0	-
Wick / Soft Peeling	5	35	0	-	5	35
Freeze	0	-	0	-	0	-
Take-out	27	64	14	54	41	60
Hit and Roll	3	67	1	100	4	75
Clearing	0	-	0	-	0	-
Double Take-out	1	50	0	-	1	50
Promotion Take-out	0	-	0	-	0	-
Not considered	0	-	0	-	0	-
All Draws	98	66	24	61	122	65
All Take-outs	31	64	15	57	46	61
Total	129	66	39	60	168	64

REPPE Zandra		F Alternate		Right-handed		
Type	↻	%	↺	%	Total	%
Draw	0	-	1	100	1	100
Front	2	88	3	50	5	65
Guard	0	-	0	-	0	-
Raise	0	-	0	-	0	-
Wick / Soft Peeling	0	-	0	-	0	-
Freeze	0	-	0	-	0	-
Take-out	0	-	0	-	0	-
Hit and Roll	0	-	0	-	0	-
Clearing	0	-	0	-	0	-
Double Take-out	0	-	0	-	0	-
Promotion Take-out	0	-	0	-	0	-
Not considered	0	-	0	-	0	-
All Draws	2	88	4	63	6	71
All Take-outs	0	-	0	-	0	-
Total	2	88	4	63	6	71

Team: SWE - Sweden

Type	↻	%	↺	%	Total	%
Draw	157	49	77	41	234	46
Front	40	91	14	66	54	84
Guard	29	65	11	45	40	59
Raise	6	42	4	69	10	53
Wick / Soft Peeling	6	38	1	100	7	46
Freeze	0	-	0	-	0	-
Take-out	130	61	93	59	223	60
Hit and Roll	10	55	15	65	25	61
Clearing	23	73	12	60	35	69
Double Take-out	17	54	11	59	28	56
Promotion Take-out	1	100	5	50	6	58
Not considered	2	-	2	-	4	-
All Draws	238	57	107	46	345	54
All Take-outs	181	62	136	59	317	61
Total	419	59	243	53	662	57

Legend:	↻ Clockwise	↺ Counter-clockwise	F Female
	M Male		



Cumulative Player Statistics by Team

팀별 선수 누적 통계

USA - United States of America

BLACK Kirk		M Fourth Skip		Right-handed	
Type	↻ %	↺ %	Total	%	
Draw	28 51	34 40	62	45	
Front	1 100	0 -	1	100	
Guard	8 41	7 57	15	48	
Raise	4 50	3 100	7	71	
Wick / Soft Peeling	0 -	0 -	0	-	
Freeze	0 -	0 -	0	-	
Take-out	35 56	23 63	58	59	
Hit and Roll	3 75	3 100	6	88	
Clearing	7 61	3 50	10	58	
Double Take-out	5 60	3 42	8	53	
Promotion Take-out	1 25	0 -	1	25	
Not considered	0 -	3 -	3	-	
All Draws	41 50	44 47	85	48	
All Take-outs	51 58	32 63	83	60	
Total	92 54	76 54	168	54	

GREELY Penny		F Lead		Right-handed	
Type	↻ %	↺ %	Total	%	
Draw	52 48	24 46	76	47	
Front	32 88	20 95	52	91	
Guard	1 0	0 -	1	0	
Raise	0 -	0 -	0	-	
Wick / Soft Peeling	0 -	0 -	0	-	
Freeze	0 -	0 -	0	-	
Take-out	20 68	12 58	32	64	
Hit and Roll	0 -	0 -	0	-	
Clearing	1 100	1 25	2	63	
Double Take-out	1 75	1 100	2	88	
Promotion Take-out	0 -	1 100	1	100	
Not considered	4 -	2 -	6	-	
All Draws	85 62	44 68	129	64	
All Take-outs	22 69	15 62	37	66	
Total	107 64	59 67	166	65	

EMT Steve		M Third V-Skip		Right-handed	
Type	↻ %	↺ %	Total	%	
Draw	44 53	30 59	74	56	
Front	3 92	0 -	3	92	
Guard	11 57	5 80	16	64	
Raise	2 50	1 100	3	67	
Wick / Soft Peeling	0 -	0 -	0	-	
Freeze	0 -	0 -	0	-	
Take-out	24 70	19 75	43	72	
Hit and Roll	2 38	5 60	7	54	
Clearing	8 75	6 38	14	59	
Double Take-out	6 42	5 60	11	50	
Promotion Take-out	2 0	1 100	3	33	
Not considered	0 -	0 -	0	-	
All Draws	60 56	36 63	96	59	
All Take-outs	42 62	36 65	78	63	
Total	102 58	72 64	174	61	

LINO Meghan		F Alternate		Left-handed	
Type	↻ %	↺ %	Total	%	
Draw	0 -	0 -	0	-	
Front	0 -	0 -	0	-	
Guard	0 -	0 -	0	-	
Raise	0 -	0 -	0	-	
Wick / Soft Peeling	0 -	0 -	0	-	
Freeze	0 -	0 -	0	-	
Take-out	0 -	0 -	0	-	
Hit and Roll	0 -	0 -	0	-	
Clearing	0 -	0 -	0	-	
Double Take-out	0 -	0 -	0	-	
Promotion Take-out	0 -	0 -	0	-	
Not considered	0 -	2 -	2	-	
All Draws	0 -	0 -	0	-	
All Take-outs	0 -	0 -	0	-	
Total	0 -	0 -	0	-	

MARSHALL Justin		M Second		Left-handed	
Type	↻ %	↺ %	Total	%	
Draw	43 46	21 48	64	46	
Front	8 91	1 100	9	92	
Guard	5 55	1 100	6	63	
Raise	1 75	1 0	2	38	
Wick / Soft Peeling	0 -	0 -	0	-	
Freeze	0 -	0 -	0	-	
Take-out	35 77	20 64	55	72	
Hit and Roll	3 67	1 100	4	75	
Clearing	17 69	8 53	25	64	
Double Take-out	6 58	3 50	9	56	
Promotion Take-out	0 -	0 -	0	-	
Not considered	0 -	0 -	0	-	
All Draws	57 54	24 50	81	52	
All Take-outs	61 73	32 61	93	69	
Total	118 63	56 56	174	61	

Team: USA - United States of America					
Type	↻ %	↺ %	Total	%	
Draw	167 49	109 48	276	49	
Front	44 89	21 95	65	91	
Guard	25 49	13 69	38	56	
Raise	7 54	5 80	12	65	
Wick / Soft Peeling	0 -	0 -	0	-	
Freeze	0 -	0 -	0	-	
Take-out	114 68	74 66	188	67	
Hit and Roll	8 63	9 78	17	71	
Clearing	33 70	18 46	51	61	
Double Take-out	18 54	12 56	30	55	
Promotion Take-out	3 8	2 100	5	45	
Not considered	4 -	7 -	11	-	
All Draws	243 57	148 58	391	57	
All Take-outs	176 65	115 63	291	64	
Total	419 60	263 60	682	60	

Legend:
 ↻ Clockwise ↺ Counter-clockwise F Female
 M Male



Session Results and Standings

세션 결과 및 순위

Sheet	Game	Team	LSFE	1	2	3	4	5	6	7	8	Extra Ends	Total
A	11	SWE - Sweden	*	0	1	0	0	0	1	0	3		5
	11	SUI - Switzerland		0	0	1	0	1	0	1	0		3
B	11	FIN - Finland	*	2	0	0	0	2	0	0	X		4
	11	GER - Germany		0	1	1	1	0	3	2	X		8
C	11	CHN - People's Republic of China		0	2	0	2	0	5	X	X		9
	11	GBR - Great Britain	*	1	0	0	0	2	0	X	X		3
D	11	USA - United States of America	*	1	0	2	0	1	0	2	0		6
	11	SVK - Slovakia		0	1	0	3	0	1	0	2		7

Standings after Round Robin

Rank	Team	Games	Wins	Losses		
1	KOR - Republic of Korea	11	9	2	Q	w2
2	CAN - Canada	11	9	2	Q	w1
3	CHN - People's Republic of China	11	9	2	Q	w0
4	NOR - Norway	11	7	4	Q	
5	NPA - Neutral Paralympic Athletes	11	5	6		w2,1
6	SUI - Switzerland	11	5	6		w2,0
7	GBR - Great Britain	11	5	6		w1,1
8	GER - Germany	11	5	6		w1,0
9	SVK - Slovakia	11	4	7		w1
10	SWE - Sweden	11	4	7		w0
11	FIN - Finland	11	2	9		w1
12	USA - United States of America	11	2	9		w0

Legend:

LSFE(*) Last Stone First End

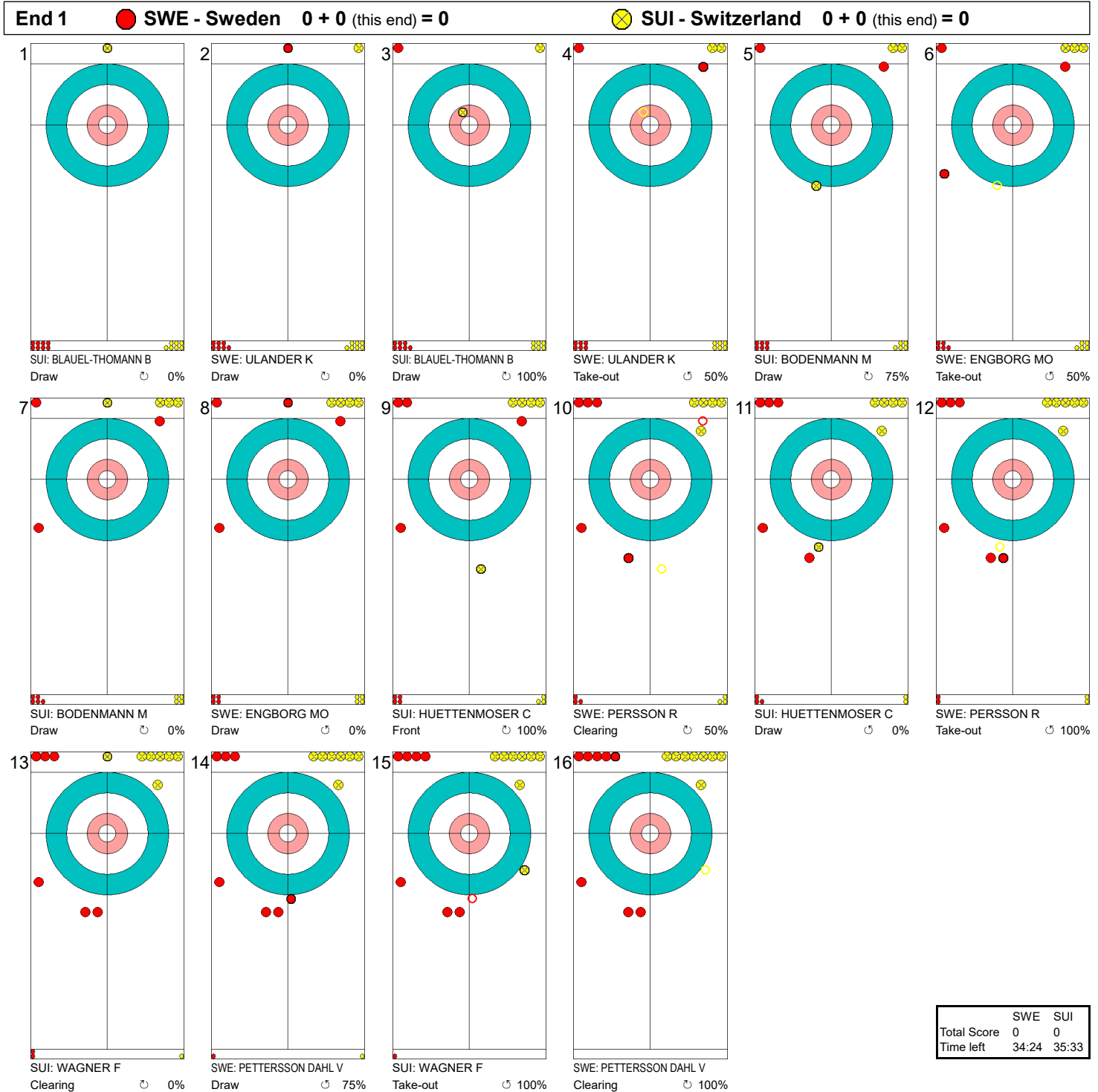
Q Qualified for the semi-finals

wn Number of wins (n) against tied teams

X Unplayed/unfinished end due to concession



Game - Shot by Shot
게임-각각의 샷



Legend:
 ↻ Clockwise ↺ Counter-clockwise - Not considered



Game - Shot by Shot
게임-각각의 샷

End 2 **SWE - Sweden** 0 + 1 (this end) = 1 **SUI - Switzerland** 0 + 0 (this end) = 0



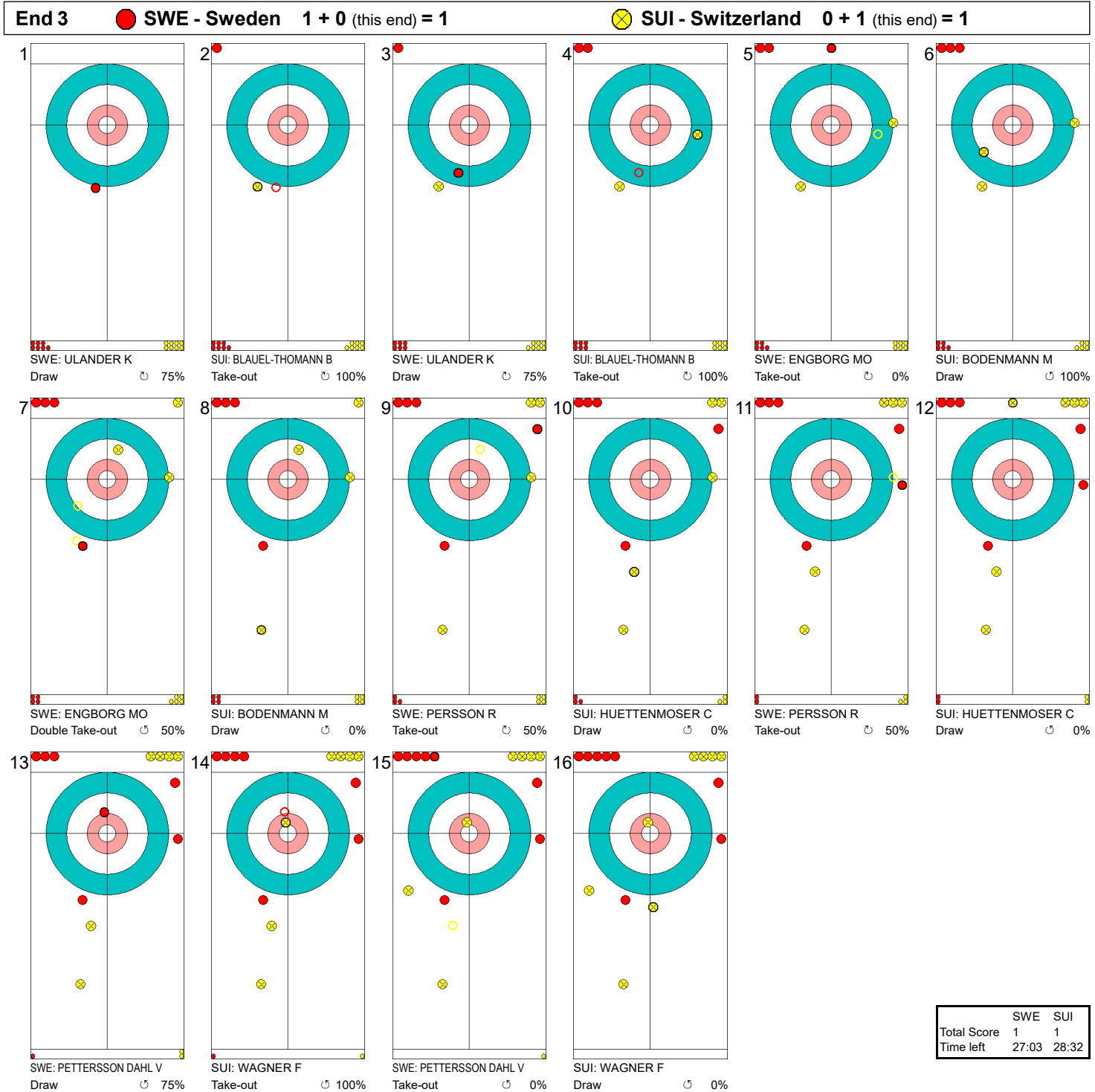
	SWE	SUI
Total Score	1	0
Time left	30:57	32:38

Legend:
 ⤵ Clockwise ⤴ Counter-clockwise - Not considered



Game - Shot by Shot

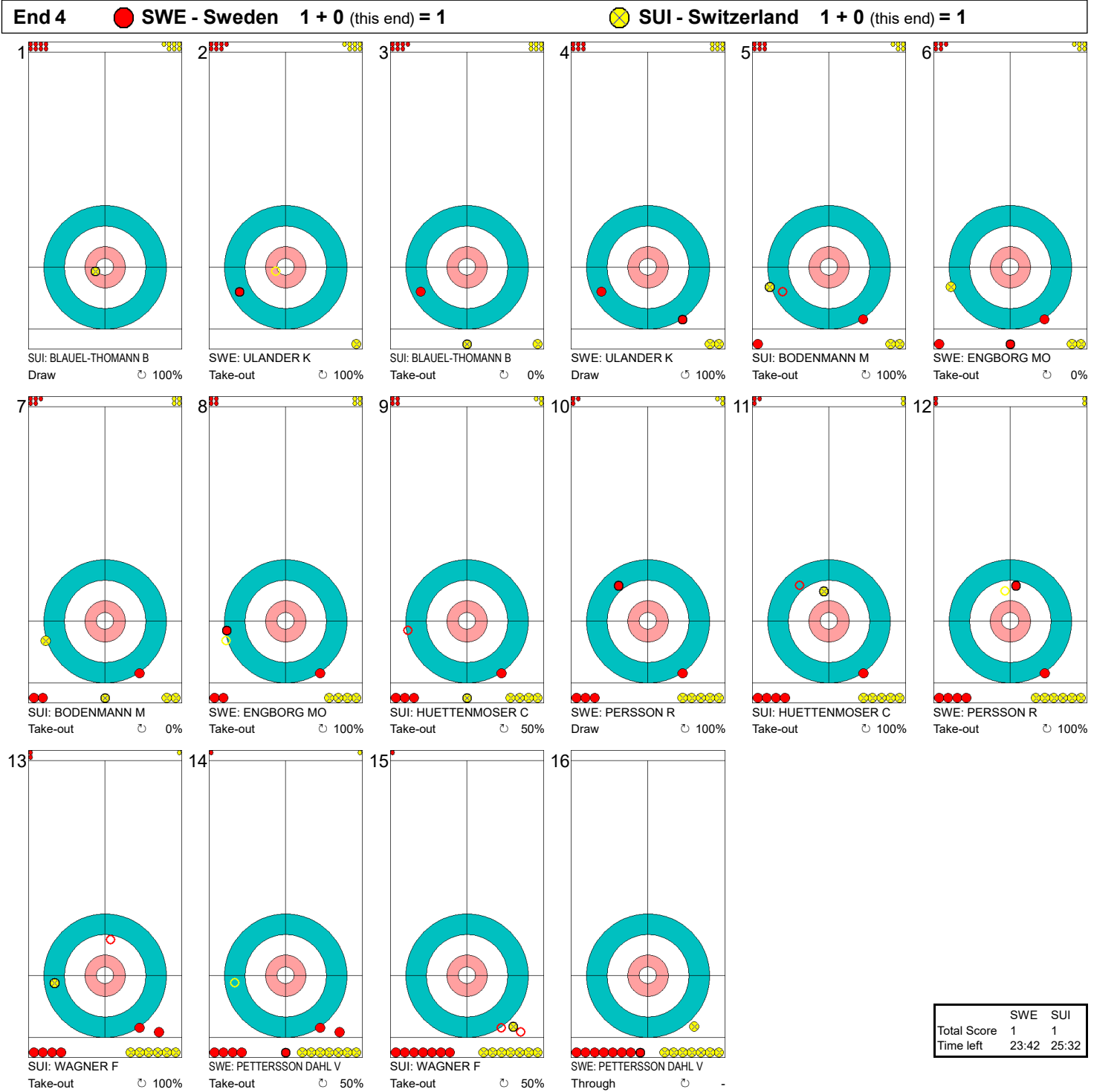
게임-각각의 샷



Legend:
 ↻ Clockwise ↺ Counter-clockwise - Not considered



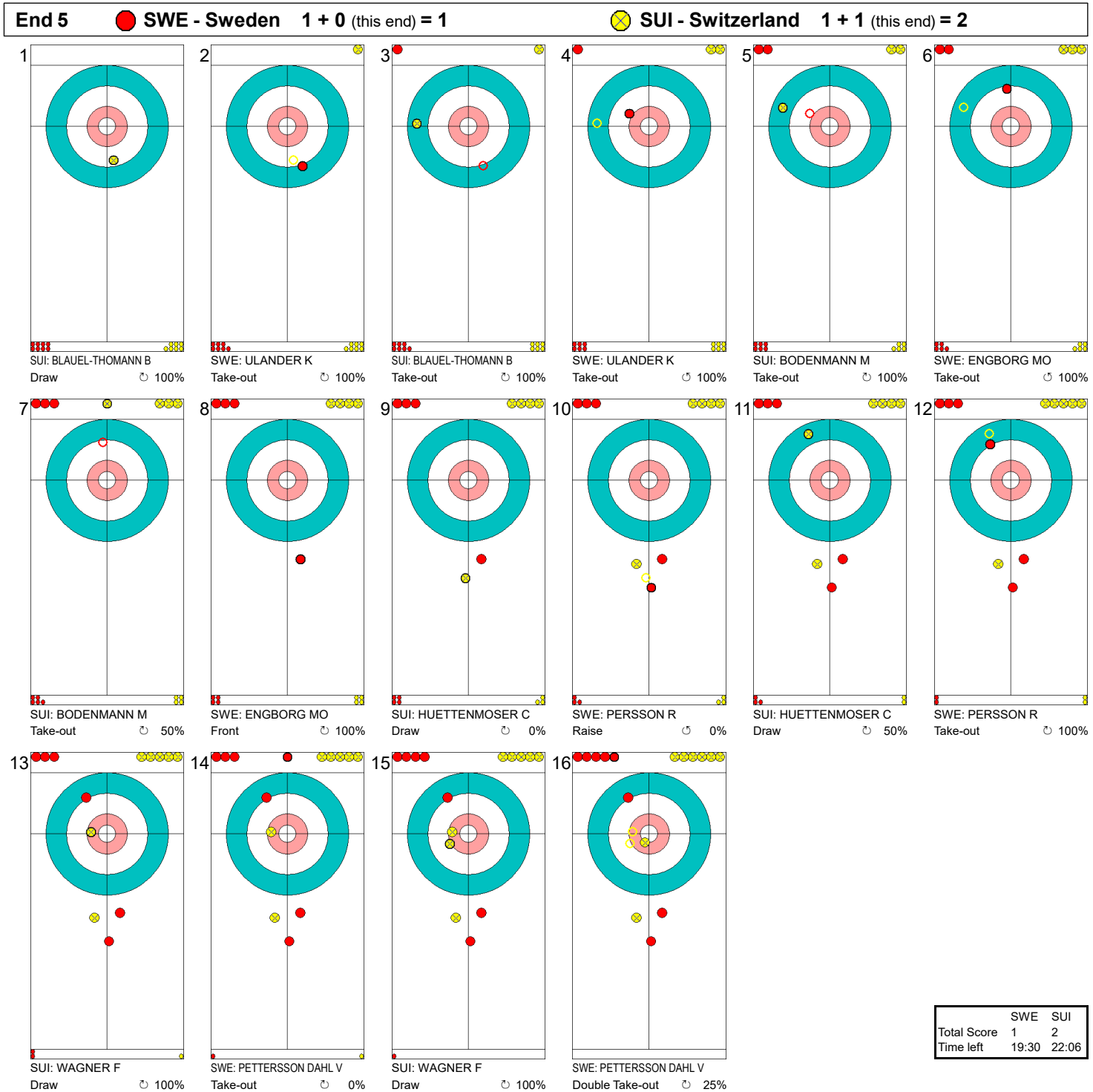
Game - Shot by Shot
 게임-각각의 샷



Legend:
 ↻ Clockwise ↺ Counter-clockwise - Not considered



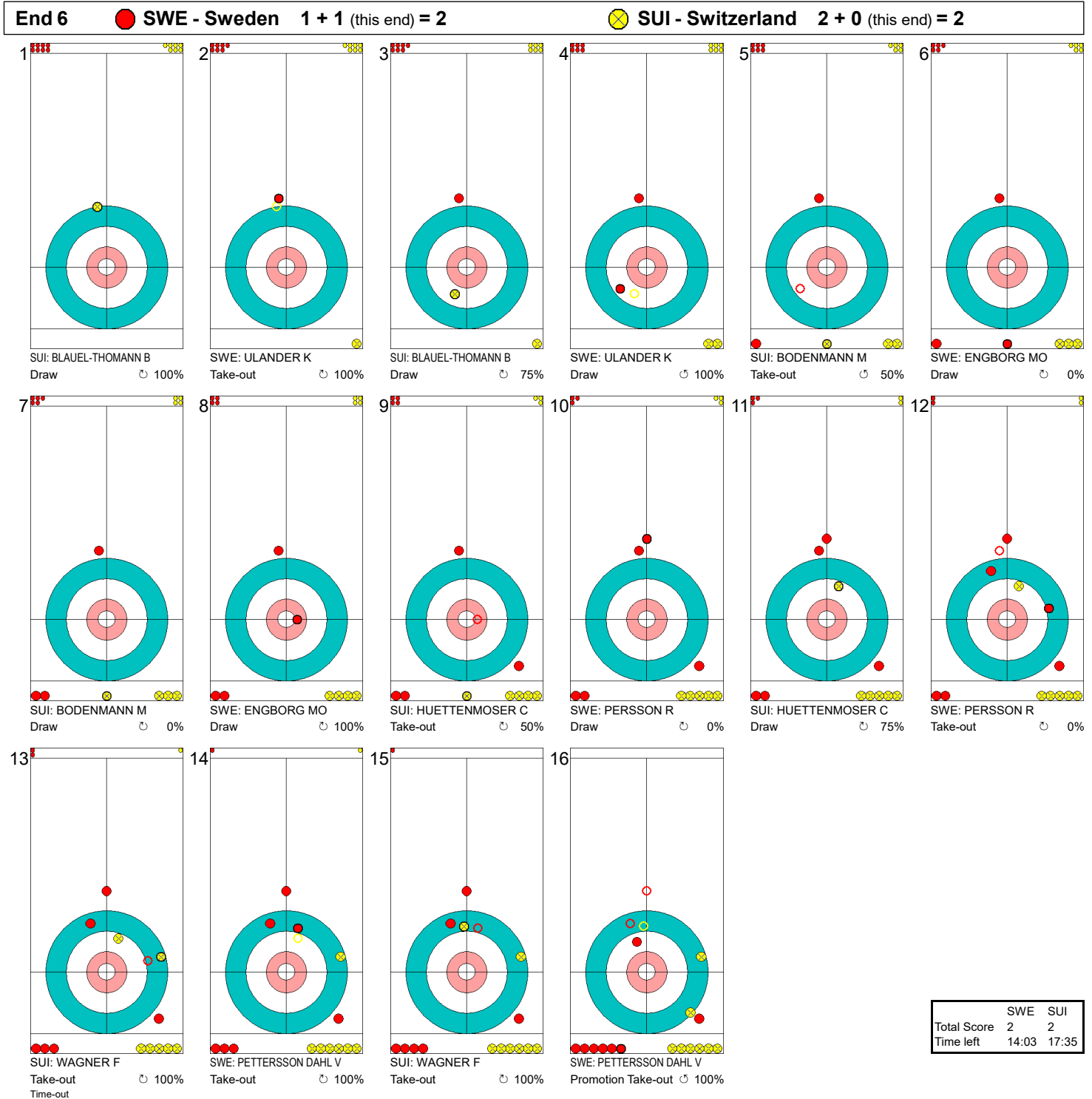
Game - Shot by Shot
게임-각각의 샷



Legend:
 ↻ Clockwise ↺ Counter-clockwise - Not considered



Game - Shot by Shot
게임-각각의 샷



Legend:
 ↻ Clockwise ↺ Counter-clockwise - Not considered



Game - Shot by Shot
게임-각각의 샷



Legend:
 ↻ Clockwise ↺ Counter-clockwise - Not considered



Game - Shot by Shot
게임-각각의 샷



Legend:
 ↻ Clockwise ↺ Counter-clockwise - Not considered



Game Results

대회 경기결과

Sheet	Game	Team	LSFE	1	2	3	4	5	6	7	8	Extra Ends	Total
B	11	FIN - Finland	*	2	0	0	0	2	0	0	X		4
	11	GER - Germany		0	1	1	1	0	3	2	X		8

FIN - Finland			Shot Success	
			Game	All
4	V	KARJALAINEN Markku	M	46%
3		JAASKELAINEN Yrjo Tapani	M	33%
2	S	KARJALAINEN Sari	F	47%
1		SAROSALO Riitta	F	55%
A		LEPPANEN Vesa	M	-
Team Total			45%	51%

GER - Germany			Shot Success	
			Game	All
4	S	PUTZICH Christiane	F	64%
3		MEISSNER Wolf	M	53%
2	V	SCHLITT Martin	M	67%
1		MELCHIOR Heike	F	59%
A		PAVEL Harry	M	-
Team Total			61%	54%

Last Stone Draw		Distance
⌚	JAASKELAINEN Yrjo Tapani	50.3cm
⌚	KARJALAINEN Sari	77.5cm
Total		127.8cm

Time remaining: 5 minutes 11 seconds

Last Stone Draw		Distance
⌚	PUTZICH Christiane	199.6cm
⌚	MEISSNER Wolf	199.6cm
Total		399.2cm

Time remaining: 8 minutes 22 seconds

Shot Success Analysis

FIN - Finland		⌚	⌚	Game
4	KARJALAINEN Markku	Draws	3 33%	1 50%
		Take-outs	7 36%	3 83%
		Total	10 35%	4 75%
3	JAASKELAINEN Yrjo Tapani	Draws	5 25%	3 75%
		Take-outs	5 20%	2 25%
		Total	10 23%	5 55%
2	KARJALAINEN Sari	Draws	5 35%	2 88%
		Take-outs	7 46%	2 38%
		Total	12 42%	4 63%
1	SAROSALO Riitta	Draws	12 56%	2 50%
		Take-outs	2 50%	0 -
		Total	14 55%	2 50%
A	LEPPANEN Vesa	Draws	0 -	0 -
		Take-outs	0 -	0 -
		Total	0 -	0 -
Team		Draws	25 43%	8 69%
		Take-outs	21 37%	7 54%
		Total	46 40%	15 62%

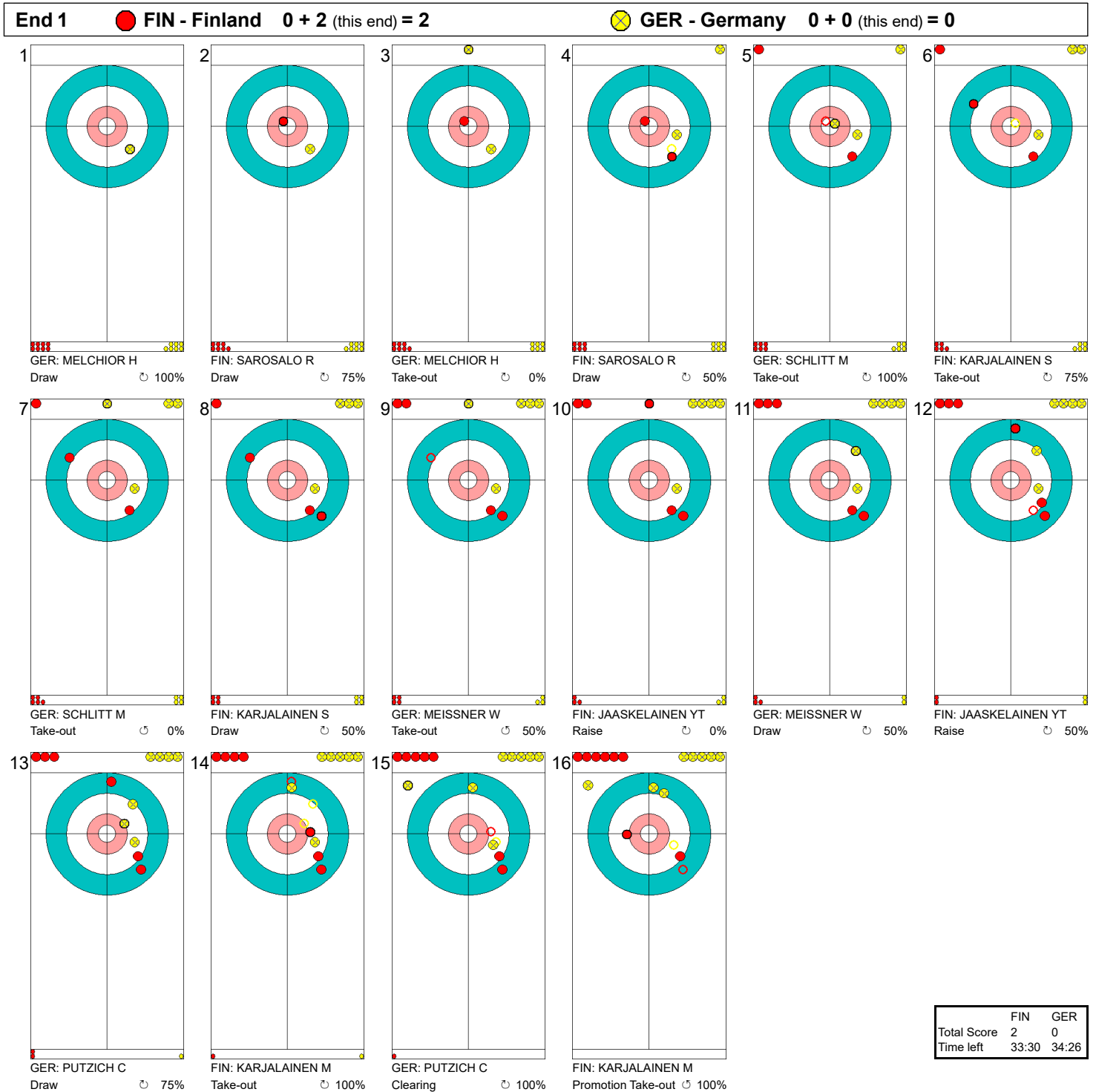
GER - Germany		⌚	⌚	Game
4	PUTZICH Christiane	Draws	6 75%	5 45%
		Take-outs	1 100%	2 63%
		Total	7 79%	7 50%
3	MEISSNER Wolf	Draws	6 54%	2 25%
		Take-outs	4 31%	4 88%
		Total	10 45%	6 67%
2	SCHLITT Martin	Draws	3 33%	3 83%
		Take-outs	7 82%	3 50%
		Total	10 68%	6 67%
1	MELCHIOR Heike	Draws	8 81%	3 50%
		Take-outs	5 30%	0 -
		Total	13 62%	3 50%
A	PAVEL Harry	Draws	0 -	0 -
		Take-outs	0 -	0 -
		Total	0 -	0 -
Team		Draws	23 66%	13 52%
		Take-outs	17 56%	9 69%
		Total	40 62%	22 59%

Note:
Position and function for each team member:
4 = Fourth, 3 = Third, 2 = Second, 1 = Lead, A = Alternate, S = Skip, V = Vice-Skip

Legend:
⌚ Clockwise ⌚ Counter-clockwise F Female
LSFE(*) Last Stone First End M Male X Unplayed/unfinished end due to concession



Game - Shot by Shot
게임-각각의 샷



Legend:
 ↻ Clockwise ↺ Counter-clockwise - Not considered



Game - Shot by Shot
게임-각각의 샷

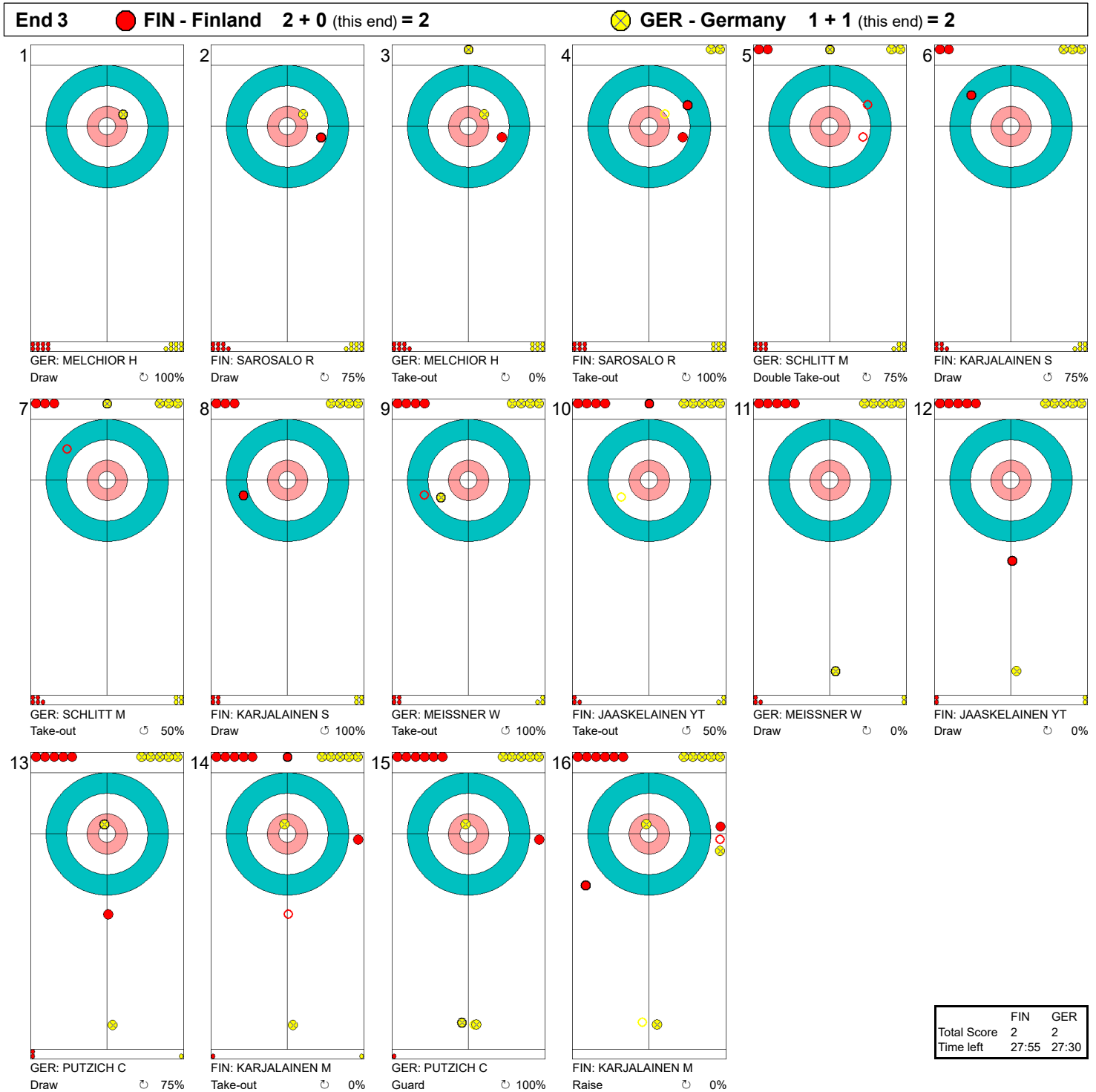


	FIN	GER
Total Score	2	1
Time left	30:51	30:52

Legend:
 ↻ Clockwise ↺ Counter-clockwise - Not considered



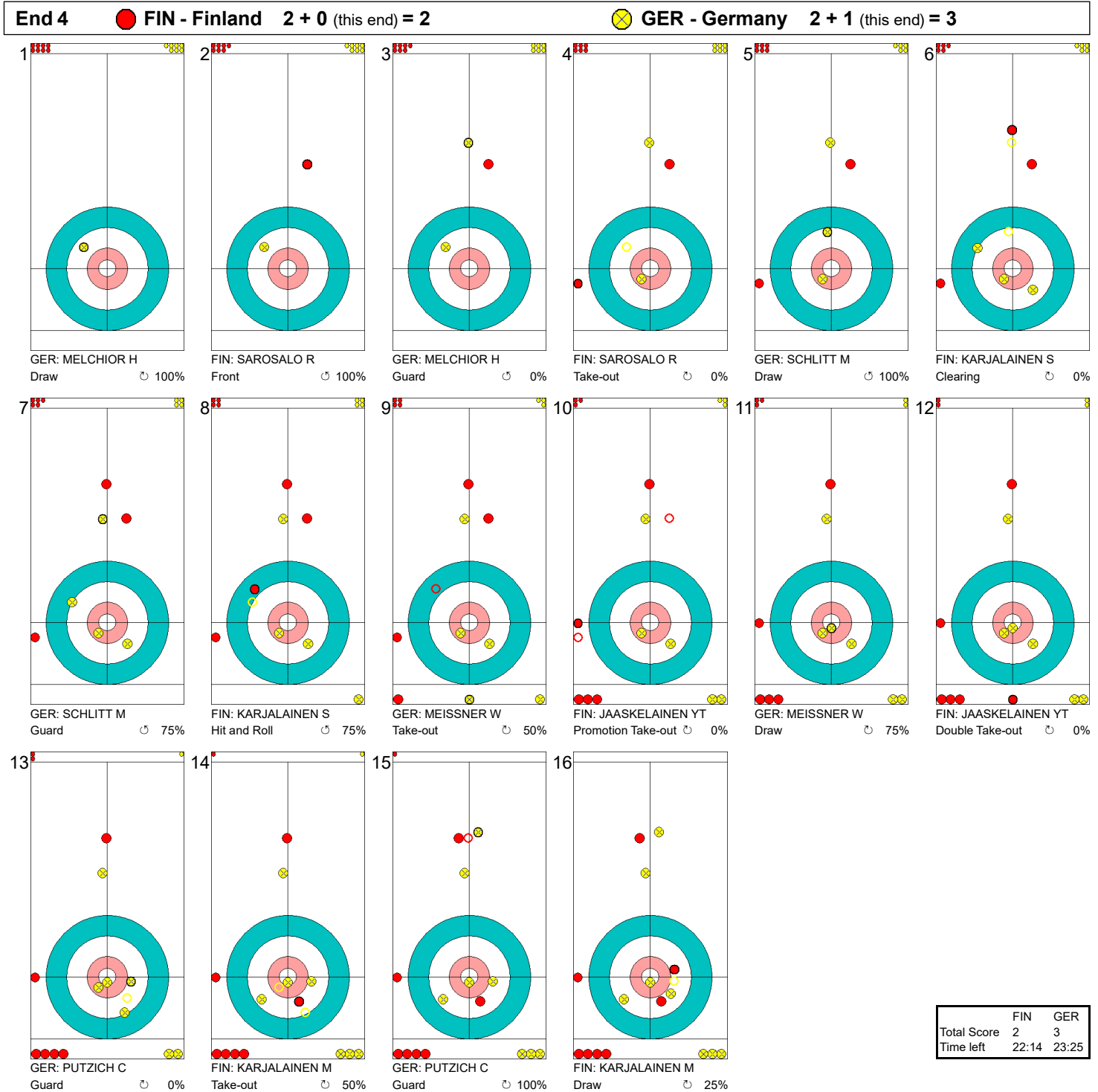
Game - Shot by Shot
게임-각각의 샷



Legend:
 ↻ Clockwise ↺ Counter-clockwise - Not considered



Game - Shot by Shot
게임-각각의 샷

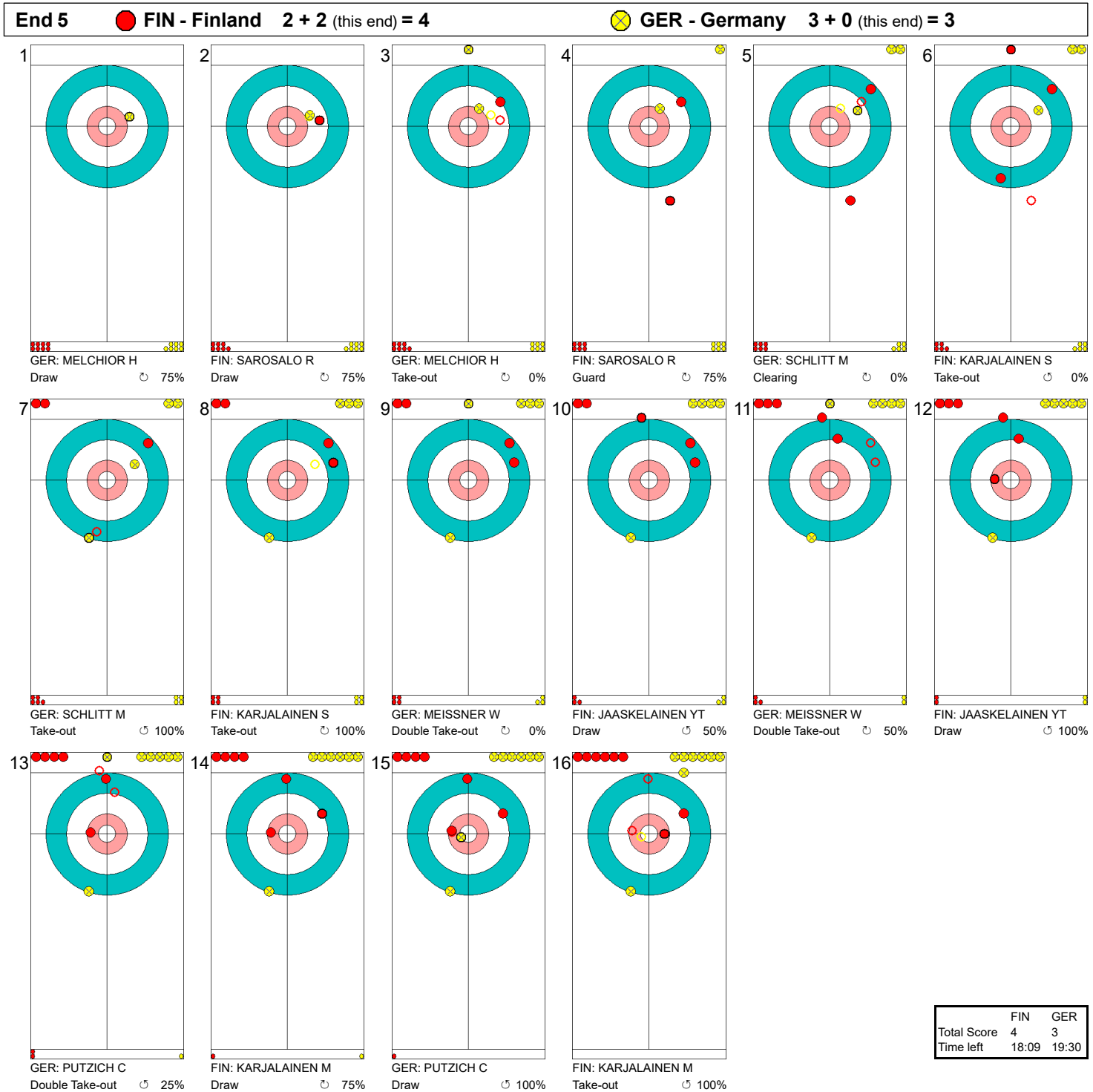


Legend:
 ↻ Clockwise ↺ Counter-clockwise - Not considered



Game - Shot by Shot

게임-각각의 샷

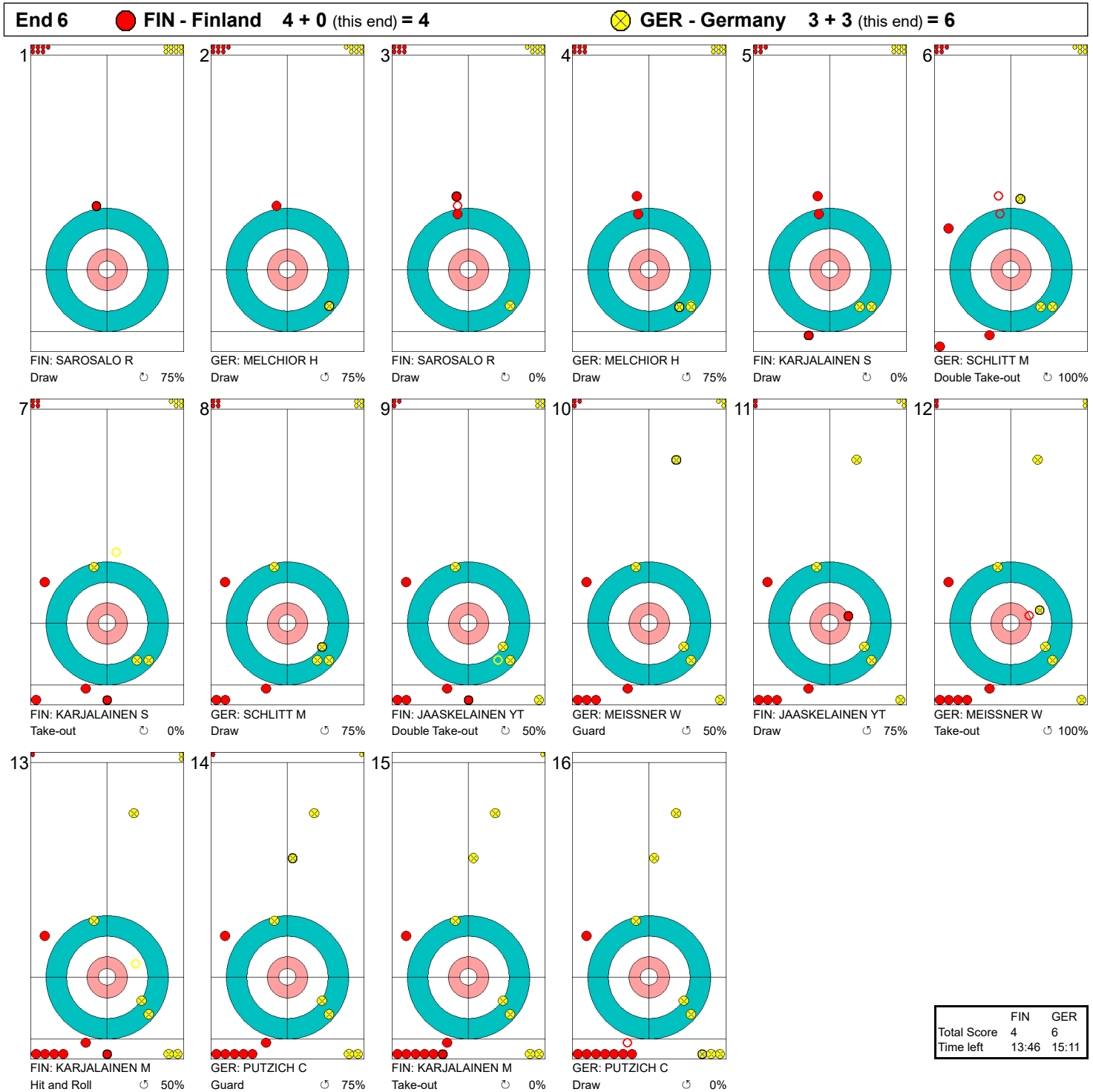


Legend:
 ↻ Clockwise ↺ Counter-clockwise - Not considered



Game - Shot by Shot

게임-각각의 샷



Legend:
 ↻ Clockwise ↺ Counter-clockwise - Not considered



Game - Shot by Shot
게임-각각의 샷

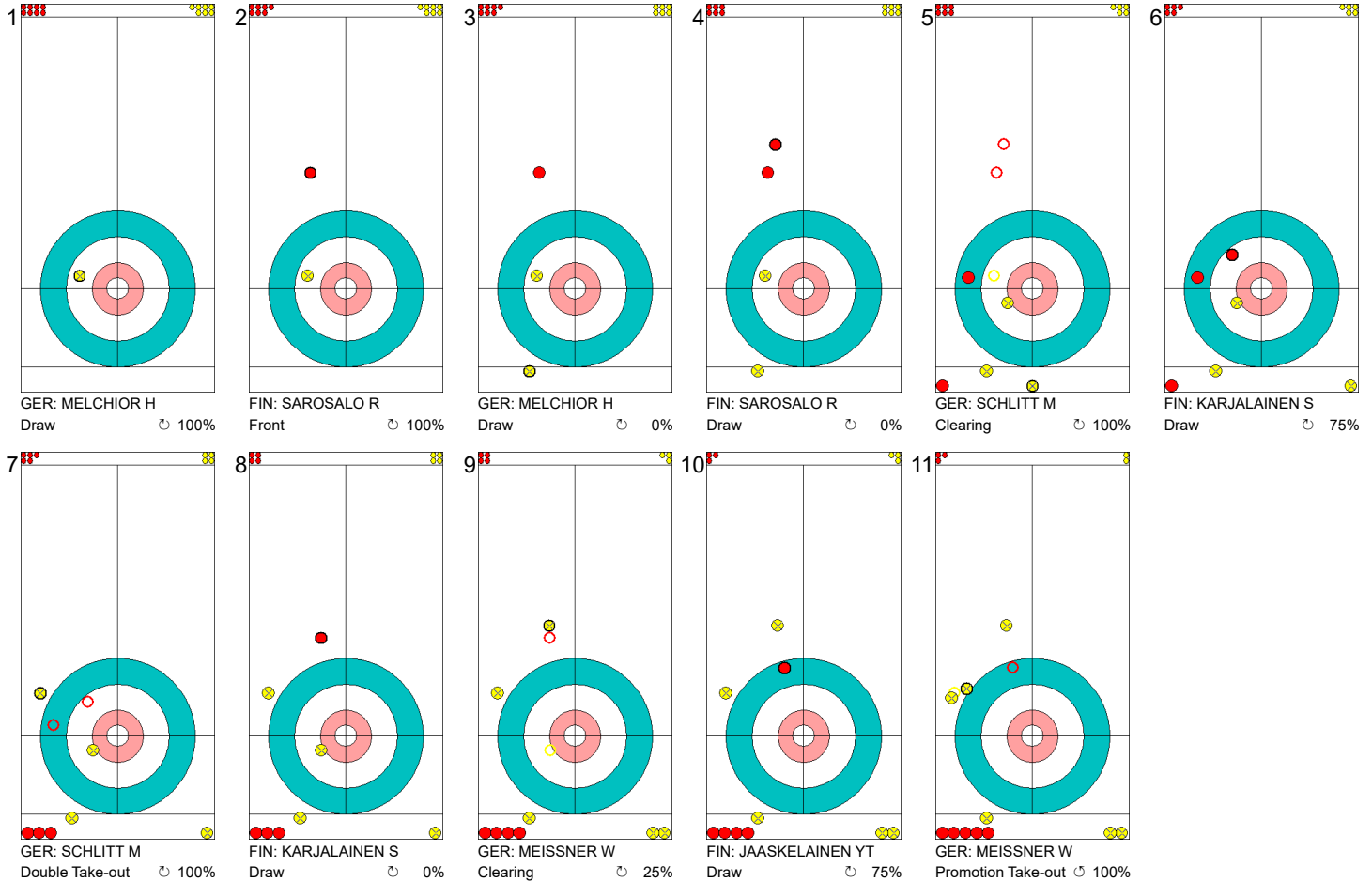


Legend:
 ↻ Clockwise ↺ Counter-clockwise - Not considered



Game - Shot by Shot
게임-각각의 샷

End 8 **FIN - Finland** 4 + X (this end) = 4 **GER - Germany** 8 + X (this end) = 8



	FIN	GER
Total Score	4	8
Time left	05:11	08:22

Legend:
 ↻ Clockwise ↺ Counter-clockwise - Not considered
 X Unfinished end due to concession



Game Results

대회 경기결과

Sheet	Game	Team	LSFE	1	2	3	4	5	6	7	8	Extra Ends	Total
C	11	CHN - People's Republic of China		0	2	0	2	0	5	X	X		9
	11	GBR - Great Britain	*	1	0	0	0	2	0	X	X		3

CHN - People's Republic of China			Shot Success	
			Game	All
4 S	WANG Haitao	M	85%	66%
3 V	CHEN Jianxin	M	88%	67%
2	LIU Wei	M	85%	65%
1	WANG Meng	F	77%	70%
A	ZHANG Qiang	M	-	-
Team Total			84%	67%

GBR - Great Britain			Shot Success	
			Game	All
4 S	NEILSON Aileen	F	71%	55%
3 V	NIBLOE Hugh	M	56%	63%
2	EWAN Gregor	M	79%	60%
1	McPHERSON Bob	M	41%	70%
A	MALONE Angie	F	56%	60%
Team Total			63%	62%

Last Stone Draw		Distance
↻	WANG Meng	199.6cm
↺	CHEN Jianxin	117.8cm
Total		317.4cm

Time remaining: 14 minutes 25 seconds

Last Stone Draw		Distance
↻	NEILSON Aileen	157.3cm
↺	EWAN Gregor	99.0cm
Total		256.3cm

Time remaining: 9 minutes 46 seconds

MALONE A replaced McPHERSON B at the beginning of end 5

Shot Success Analysis

CHN - People's Republic of China		↻	↺	Game	
4	WANG Haitao	Draws	5 95%	1 75%	6 92%
		Take-outs	0 -	6 79%	6 79%
		Total	5 95%	7 79%	12 85%
3	CHEN Jianxin	Draws	2 100%	3 100%	5 100%
		Take-outs	2 75%	5 80%	7 79%
		Total	4 88%	8 88%	12 88%
2	LIU Wei	Draws	4 88%	1 100%	5 90%
		Take-outs	4 75%	3 92%	7 82%
		Total	8 81%	4 94%	12 85%
1	WANG Meng	Draws	6 79%	1 100%	7 82%
		Take-outs	5 70%	0 -	5 70%
		Total	11 75%	1 100%	12 77%
A	ZHANG Qiang	Draws	0 -	0 -	0 -
		Take-outs	0 -	0 -	0 -
		Total	0 -	0 -	0 -
Team		Draws	17 88%	6 96%	23 90%
		Take-outs	11 73%	14 82%	25 78%
		Total	28 82%	20 86%	48 84%

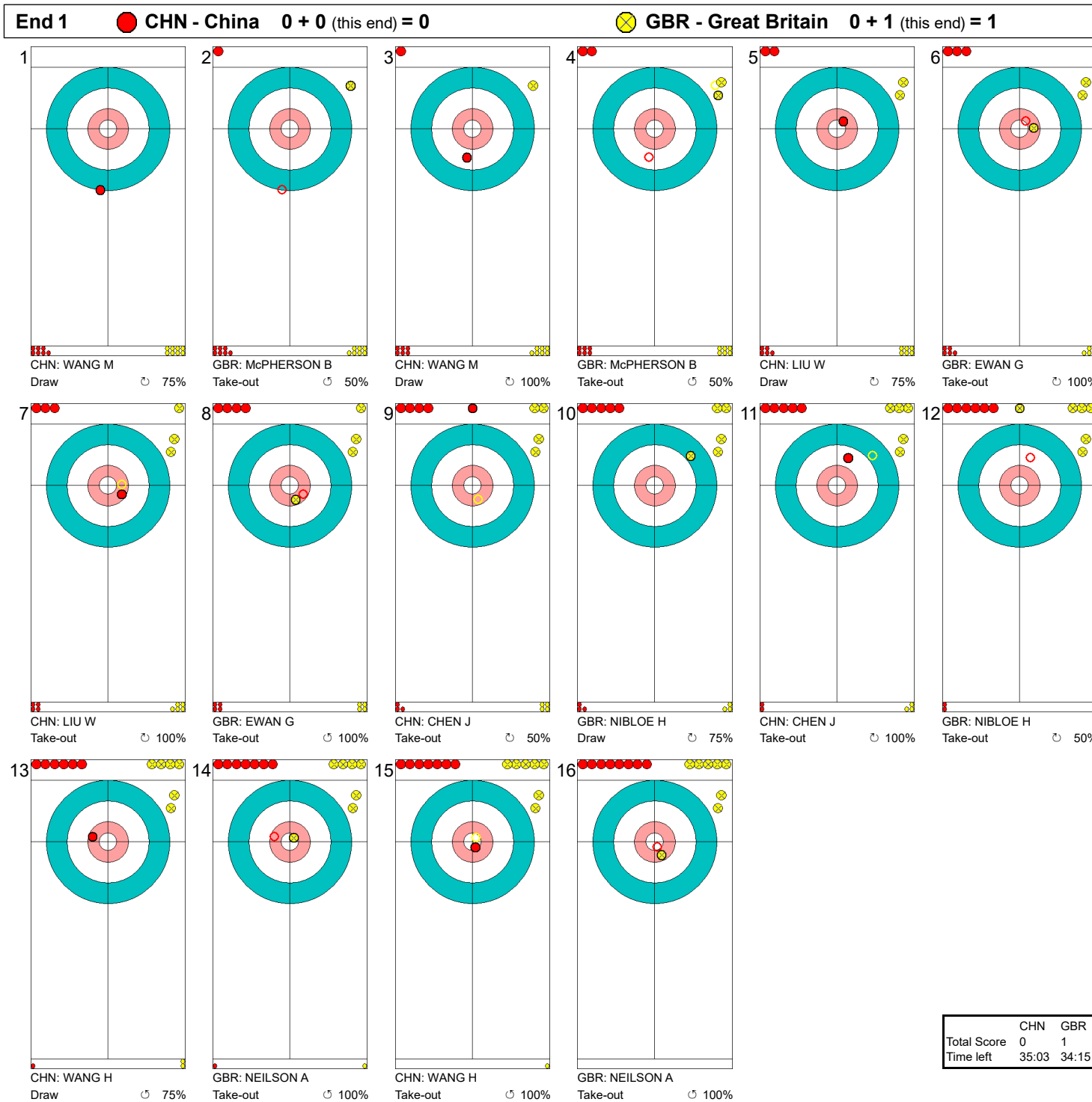
GBR - Great Britain		↻	↺	Game	
4	NEILSON Aileen	Draws	2 50%	1 100%	3 67%
		Take-outs	3 67%	6 75%	9 72%
		Total	5 60%	7 79%	12 71%
3	NIBLOE Hugh	Draws	4 81%	1 100%	5 85%
		Take-outs	6 25%	1 100%	7 36%
		Total	10 48%	2 100%	12 56%
2	EWAN Gregor	Draws	1 100%	1 75%	2 88%
		Take-outs	6 88%	4 63%	10 78%
		Total	7 89%	5 65%	12 79%
1	McPHERSON Bob	Draws	1 100%	3 42%	4 56%
		Take-outs	2 0%	2 50%	4 25%
		Total	3 33%	5 45%	8 41%
A	MALONE Angie	Draws	2 50%	1 25%	3 42%
		Take-outs	1 100%	0 -	1 100%
		Total	3 67%	1 25%	4 56%
Team		Draws	10 73%	7 61%	17 68%
		Take-outs	18 54%	13 69%	31 60%
		Total	28 61%	20 66%	48 63%

Note:
Position and function for each team member:
4 = Fourth, 3 = Third, 2 = Second, 1 = Lead, A = Alternate, S = Skip, V = Vice-Skip

Legend:
↻ Clockwise ↺ Counter-clockwise F Female
LSFE(*) Last Stone First End M Male X Unplayed/unfinished end due to concession



Game - Shot by Shot
게임-각각의 샷

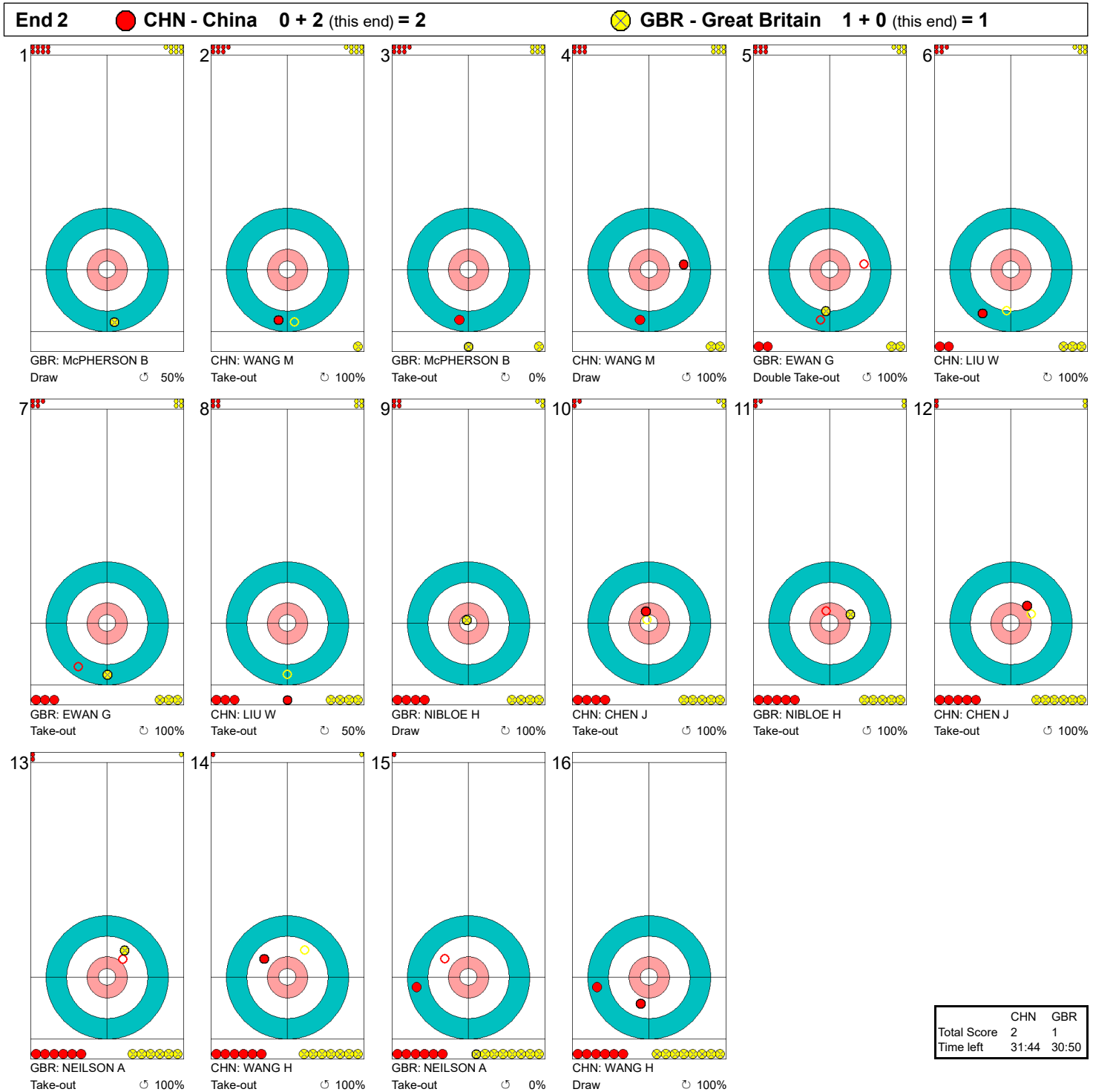


Legend:
 ↻ Clockwise ↺ Counter-clockwise - Not considered



Game - Shot by Shot

게임-각각의 샷

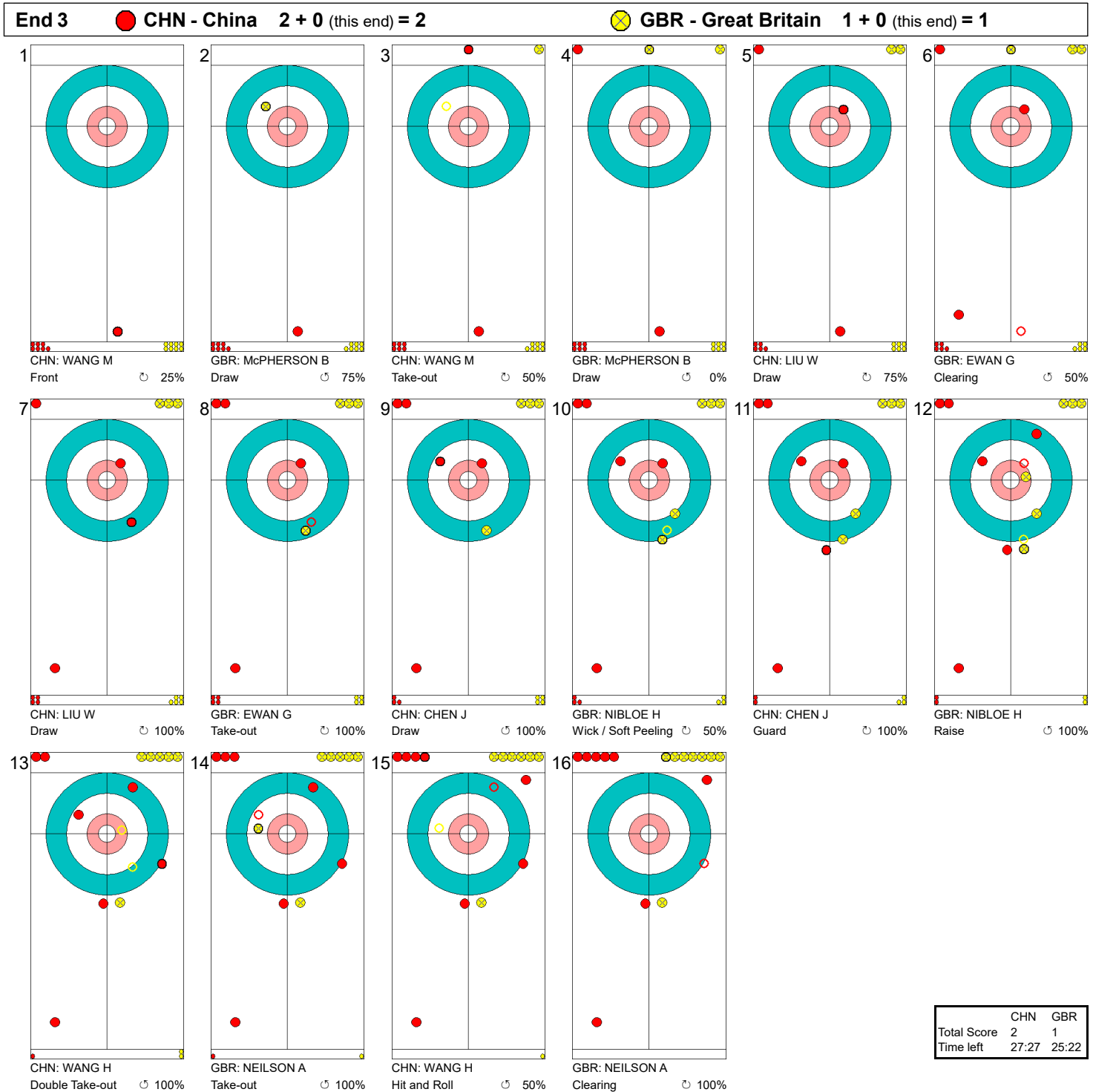


Legend:
 ↻ Clockwise ↺ Counter-clockwise - Not considered



Game - Shot by Shot

 게임-각각의 샷

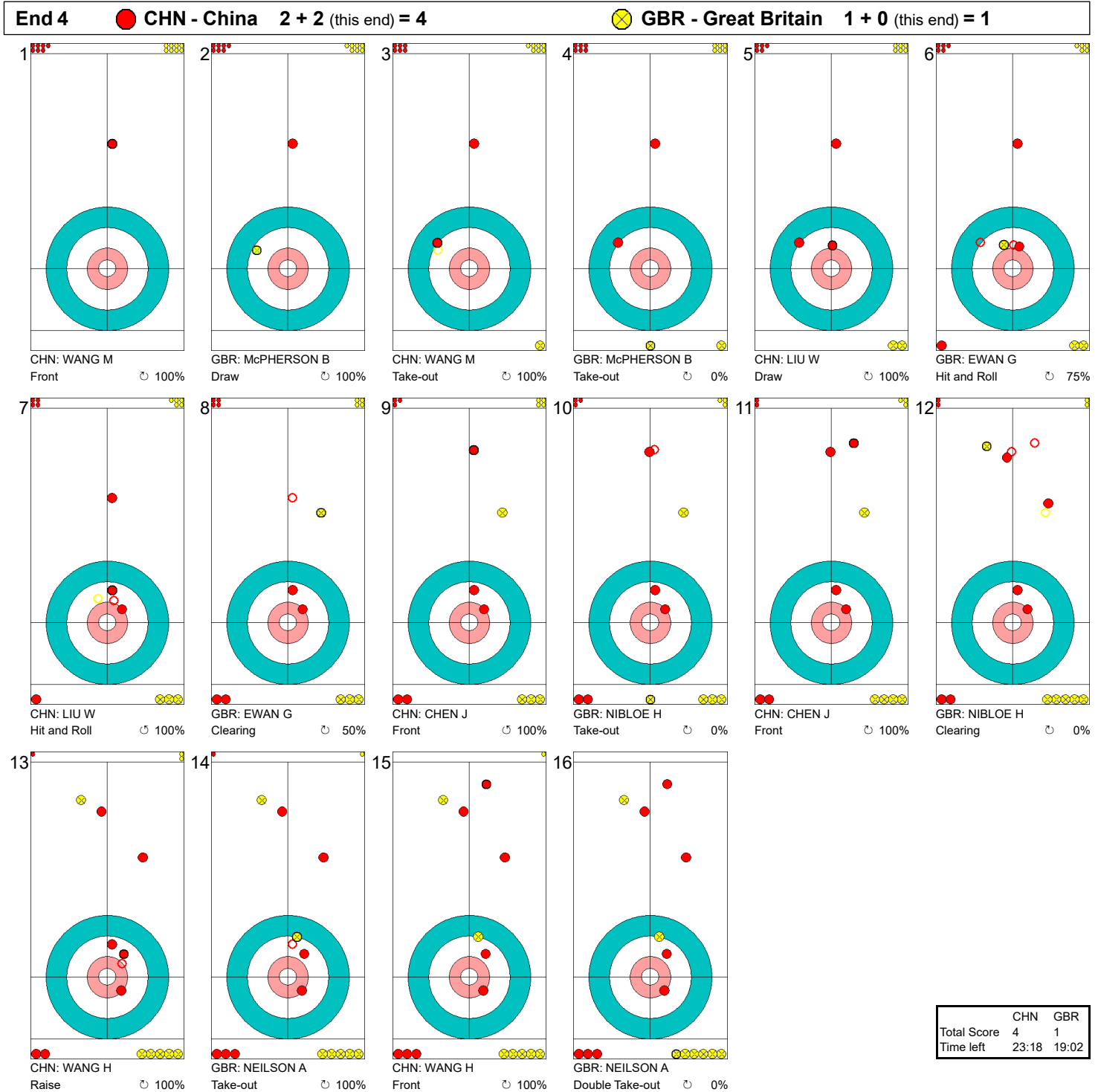


Legend:

↻ Clockwise
 ↺ Counter-clockwise
- Not considered



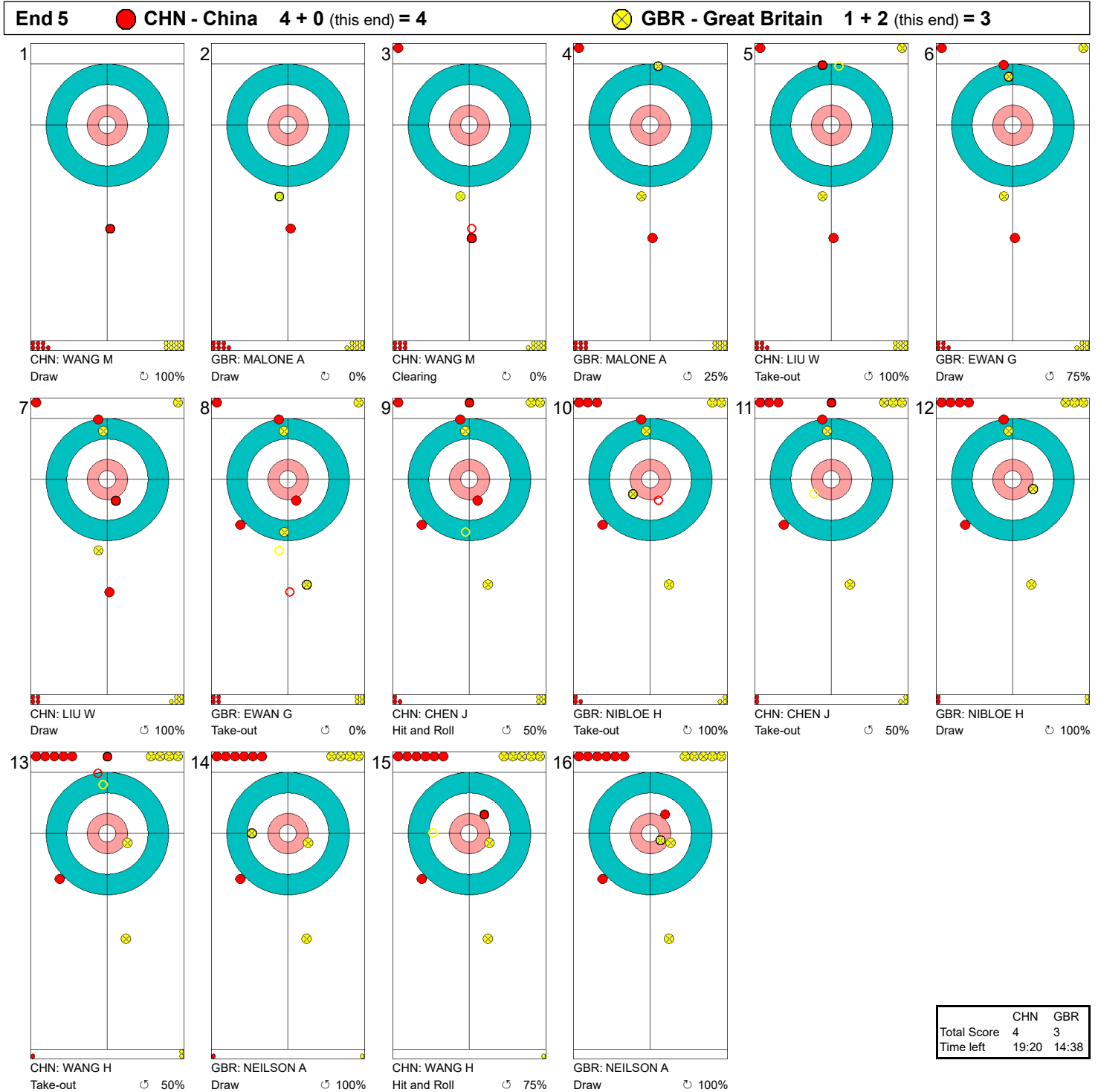
Game - Shot by Shot
게임-각각의 샷



Legend:
 ↻ Clockwise ↺ Counter-clockwise - Not considered



Game - Shot by Shot
게임-각각의 샷

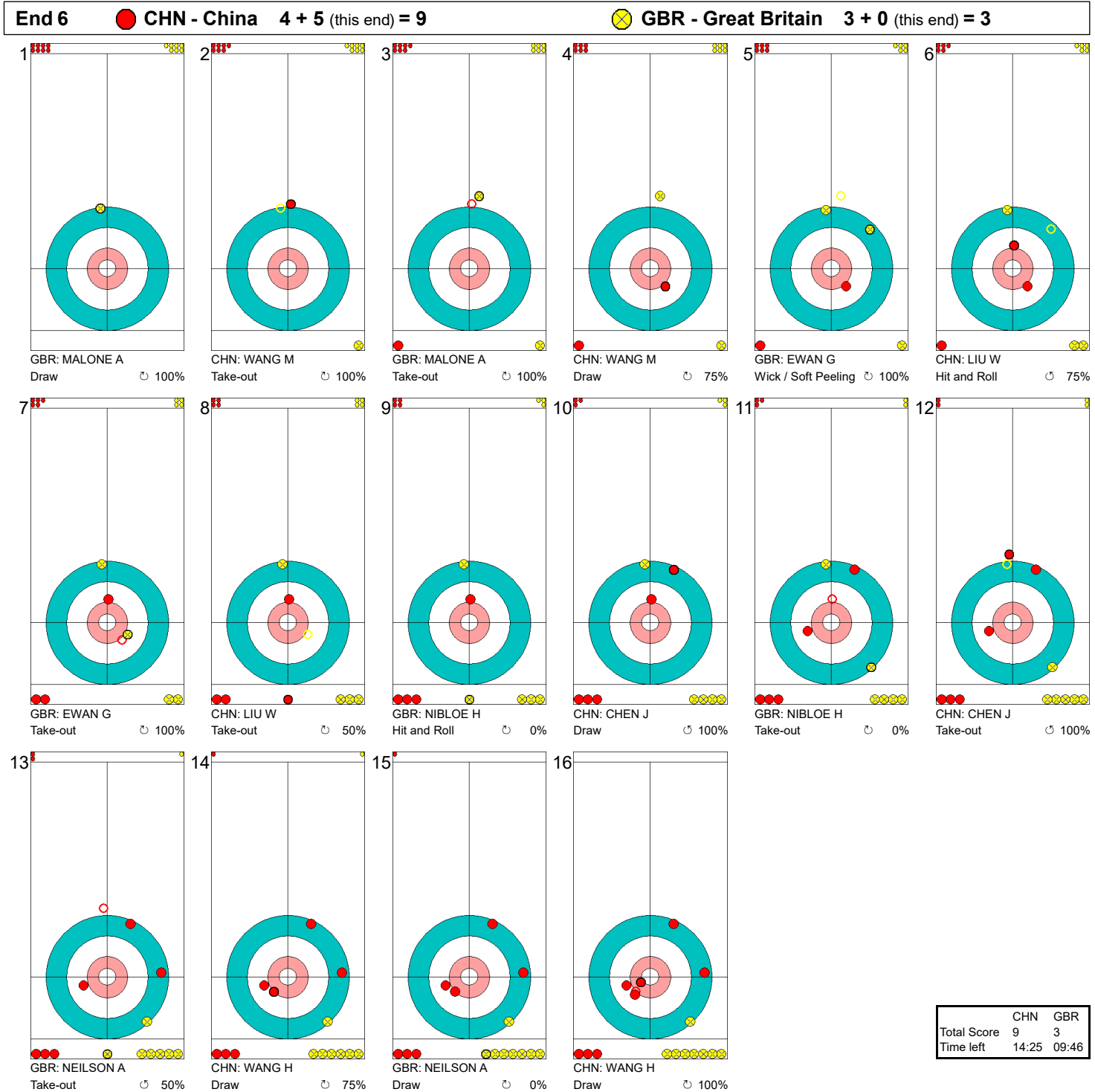


Legend:
 ↻ Clockwise ↺ Counter-clockwise - Not considered



Game - Shot by Shot

게임-각각의 샷



Legend:

↻ Clockwise

↺ Counter-clockwise

- Not considered



Game Results

대회 경기결과

Sheet	Game	Team	LSFE	1	2	3	4	5	6	7	8	Extra Ends	Total
D	11	USA - United States of America	*	1	0	2	0	1	0	2	0		6
	11	SVK - Slovakia		0	1	0	3	0	1	0	2		7

USA - United States of America			Shot Success		
			Game	All	
4	V	EMT Steve	M	63%	61%
3	S	BLACK Kirk	M	63%	54%
2		MARSHALL Justin	M	67%	61%
1		GREELY Penny	F	89%	65%
A		LINO Meghan	F	-	-
Team Total				70%	60%

SVK - Slovakia			Shot Success		
			Game	All	
4		PITONAK Dusan	M	75%	57%
3		ZATKO Peter	M	67%	54%
2	S	DURIS Radoslav	M	56%	57%
1	V	KUNKELOVA Monika	F	73%	63%
A		LYOCSA Imrich	M	-	42%
Team Total				68%	57%

Last Stone Draw		Distance
↻	BLACK Kirk	59.2cm
↺	EMT Steve	80.4cm
Total		139.6cm

Time remaining: 3 minutes 22 seconds
Time-out: End 8 - USA stone 6

Last Stone Draw		Distance
↻	KUNKELOVA Monika	199.6cm
↺	ZATKO Peter	58.4cm
Total		258.0cm

Time remaining: 8 minutes 39 seconds
Time-out: End 8 - SVK stone 3

Shot Success Analysis

USA - United States of America		↻	↺	Game	
4	EMT Steve	Draws	6 71%	2 75%	8 72%
		Take-outs	5 40%	3 75%	8 53%
		Total	11 57%	5 75%	16 63%
3	BLACK Kirk	Draws	2 88%	6 50%	8 59%
		Take-outs	5 55%	3 83%	8 66%
		Total	7 64%	9 61%	16 63%
2	MARSHALL Justin	Draws	5 65%	2 100%	7 75%
		Take-outs	5 65%	4 56%	9 61%
		Total	10 65%	6 71%	16 67%
1	GREELY Penny	Draws	9 83%	2 100%	11 86%
		Take-outs	3 92%	2 100%	5 95%
		Total	12 85%	4 100%	16 89%
A	LINO Meghan	Draws	0 -	0 -	0 -
		Take-outs	0 -	0 -	0 -
		Total	0 -	0 -	0 -
Team		Draws	22 76%	12 71%	34 74%
		Take-outs	18 60%	12 75%	30 66%
		Total	40 69%	24 73%	64 70%

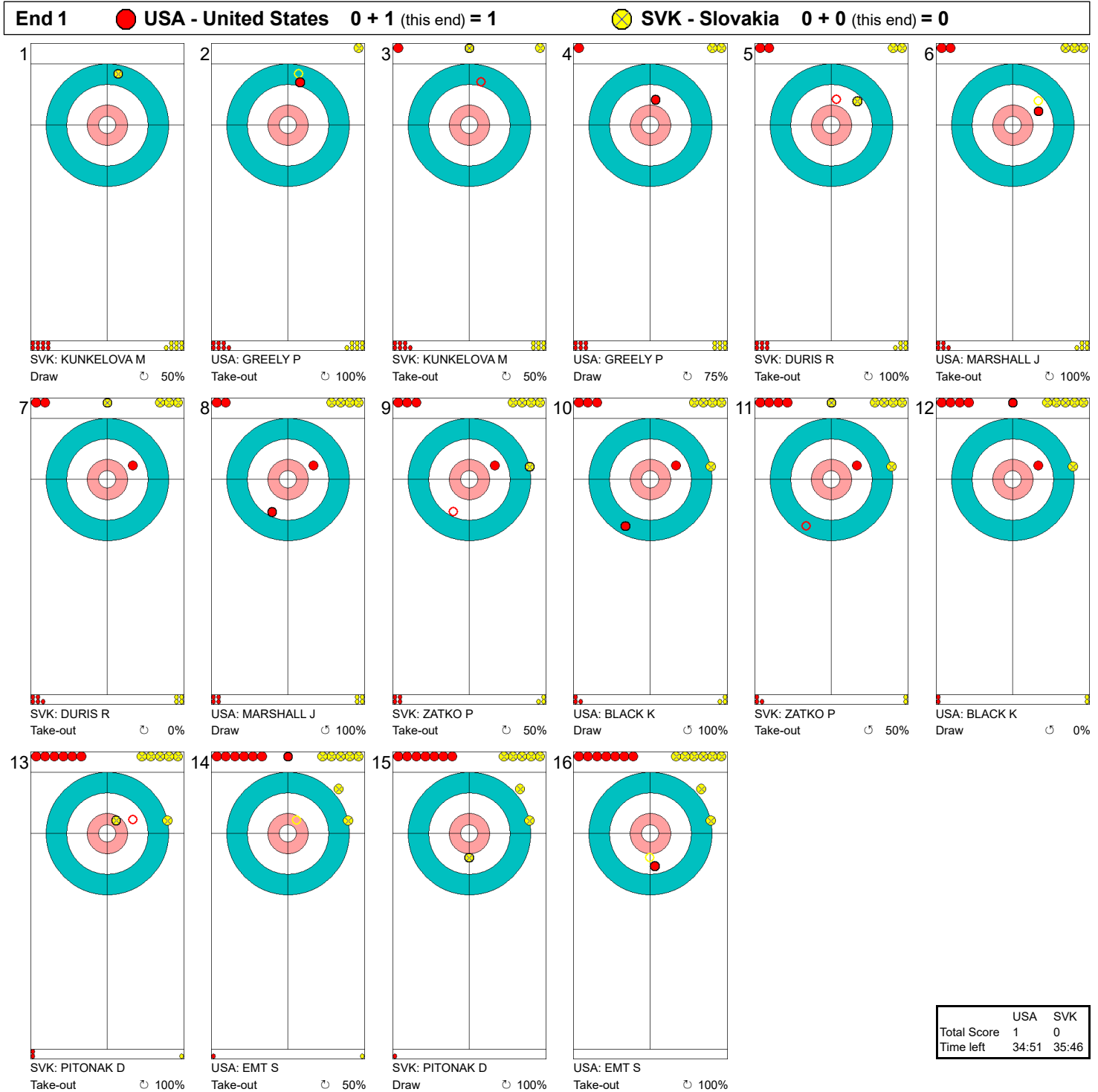
SVK - Slovakia		↻	↺	Game	
4	PITONAK Dusan	Draws	7 86%	4 63%	11 77%
		Take-outs	4 88%	1 0%	5 70%
		Total	11 86%	5 50%	16 75%
3	ZATKO Peter	Draws	2 50%	3 67%	5 60%
		Take-outs	8 66%	3 83%	11 70%
		Total	10 63%	6 75%	16 67%
2	DURIS Radoslav	Draws	2 100%	4 31%	6 54%
		Take-outs	9 53%	1 100%	10 58%
		Total	11 61%	5 45%	16 56%
1	KUNKELOVA Monika	Draws	7 71%	3 92%	10 78%
		Take-outs	6 67%	0 -	6 67%
		Total	13 69%	3 92%	16 73%
A	LYOCSA Imrich	Draws	0 -	0 -	0 -
		Take-outs	0 -	0 -	0 -
		Total	0 -	0 -	0 -
Team		Draws	18 78%	14 61%	32 70%
		Take-outs	27 65%	5 70%	32 66%
		Total	45 70%	19 63%	64 68%

Note:
Position and function for each team member:
4 = Fourth, 3 = Third, 2 = Second, 1 = Lead, A = Alternate, S = Skip, V = Vice-Skip

Legend:
↻ Clockwise ↺ Counter-clockwise F Female
LSFE(*) Last Stone First End M Male



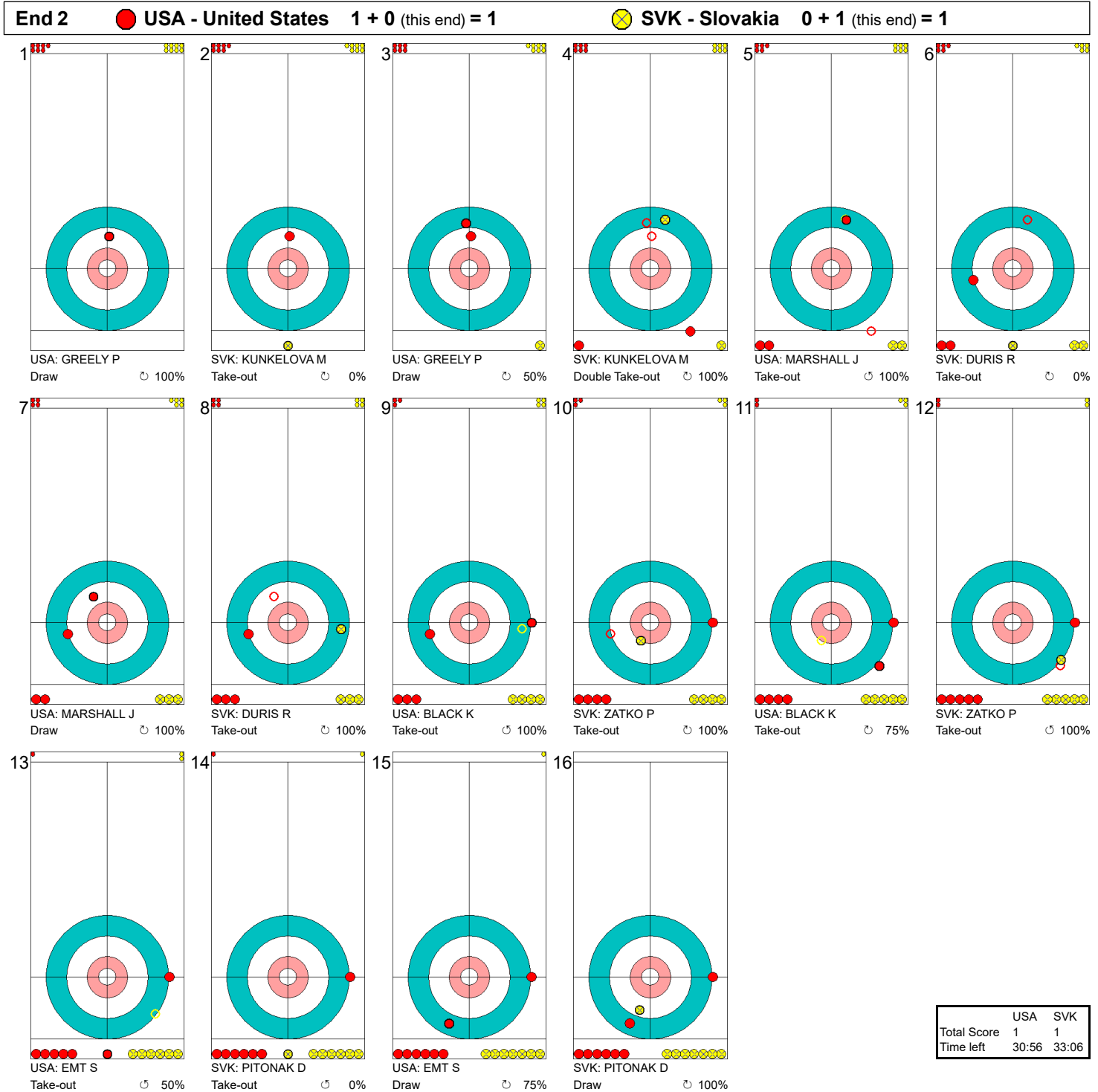
Game - Shot by Shot
게임-각각의 샷



Legend:
 ↻ Clockwise ↺ Counter-clockwise - Not considered



Game - Shot by Shot
게임-각각의 샷



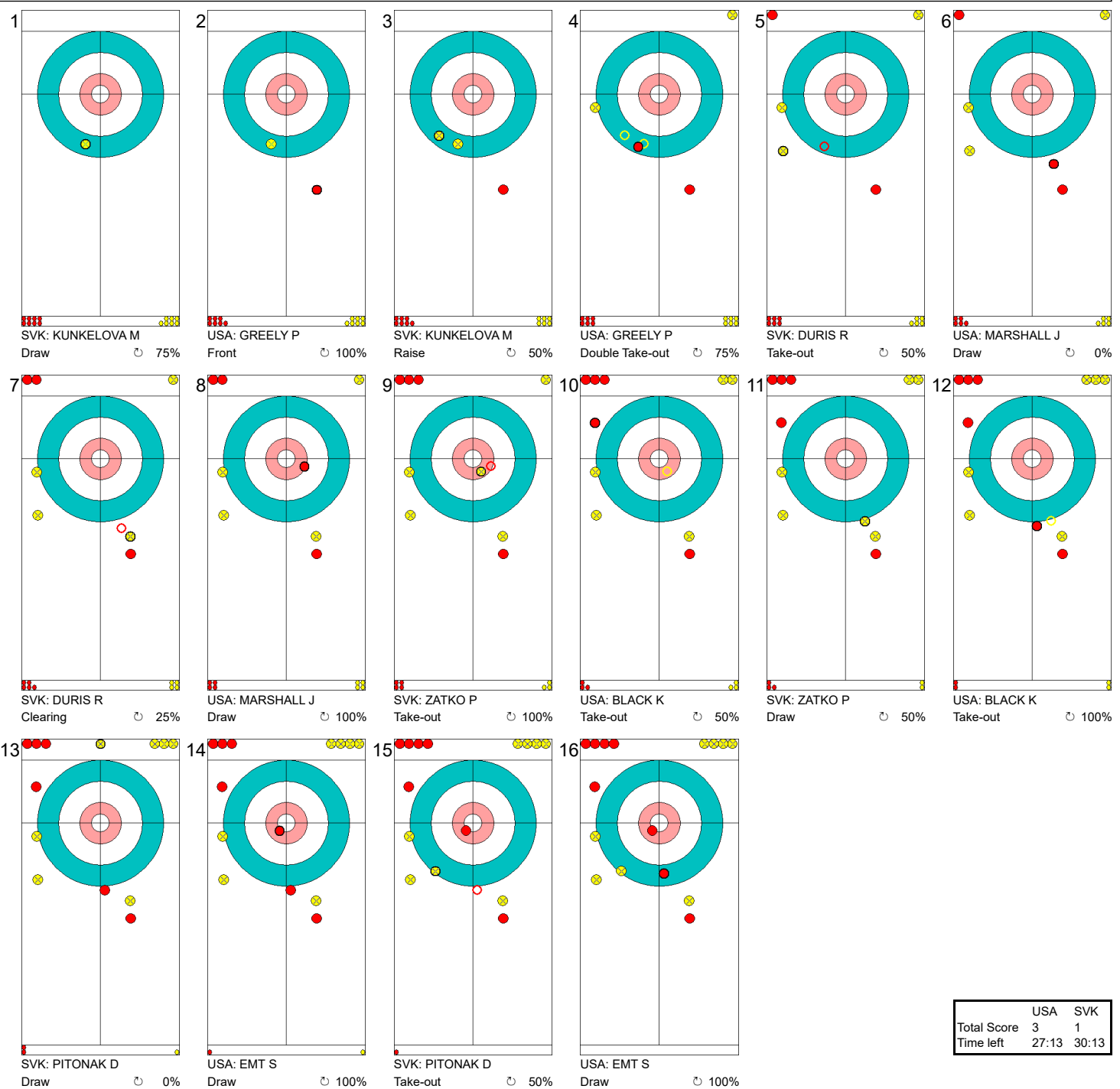
Legend:
 ↻ Clockwise ↺ Counter-clockwise - Not considered



Game - Shot by Shot

게임-각각의 샷

End 3 ● USA - United States 1 + 2 (this end) = 3 ⊗ SVK - Slovakia 1 + 0 (this end) = 1

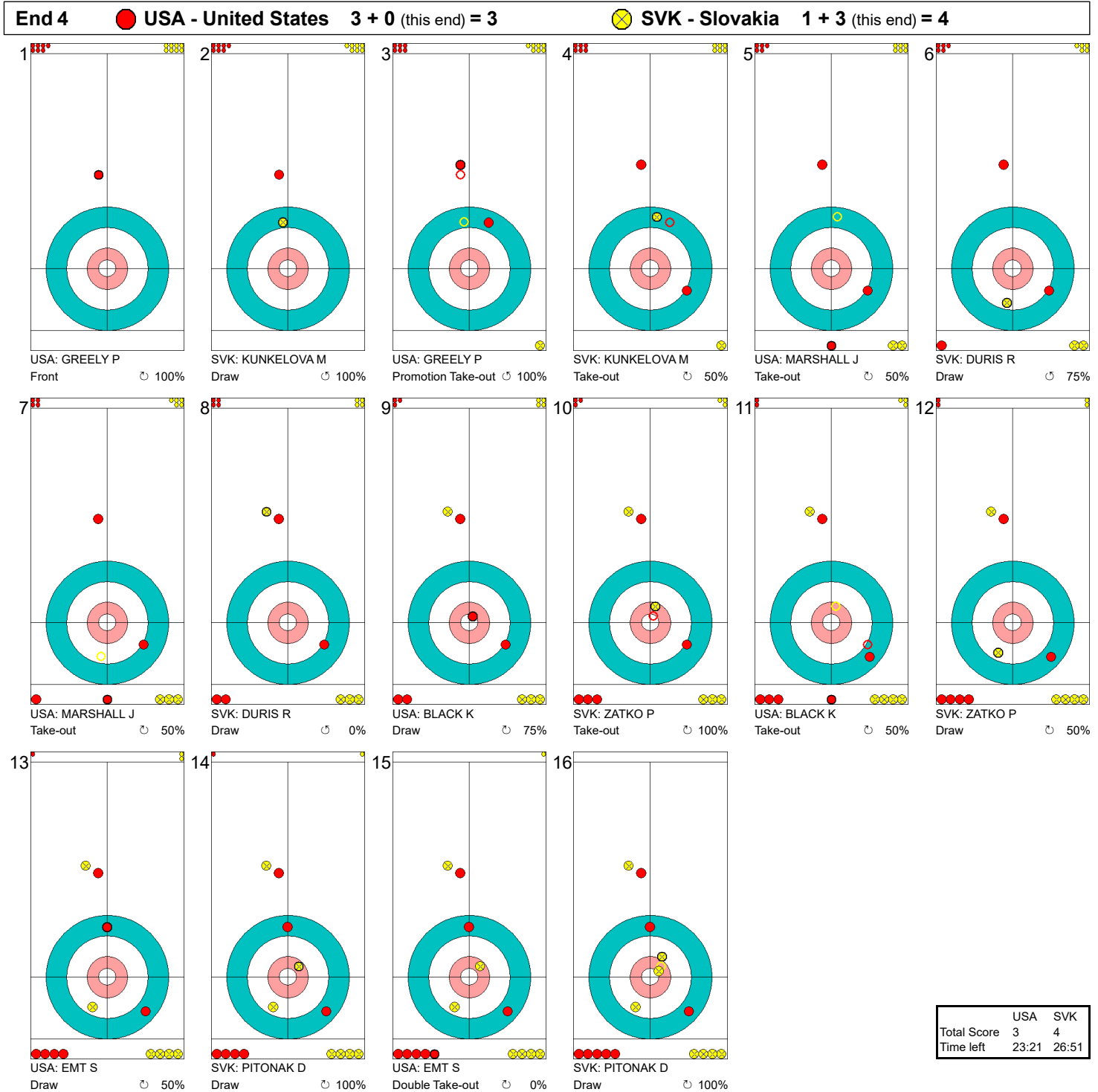


	USA	SVK
Total Score	3	1
Time left	27:13	30:13

Legend:
↻ Clockwise ↺ Counter-clockwise - Not considered



Game - Shot by Shot
게임-각각의 샷

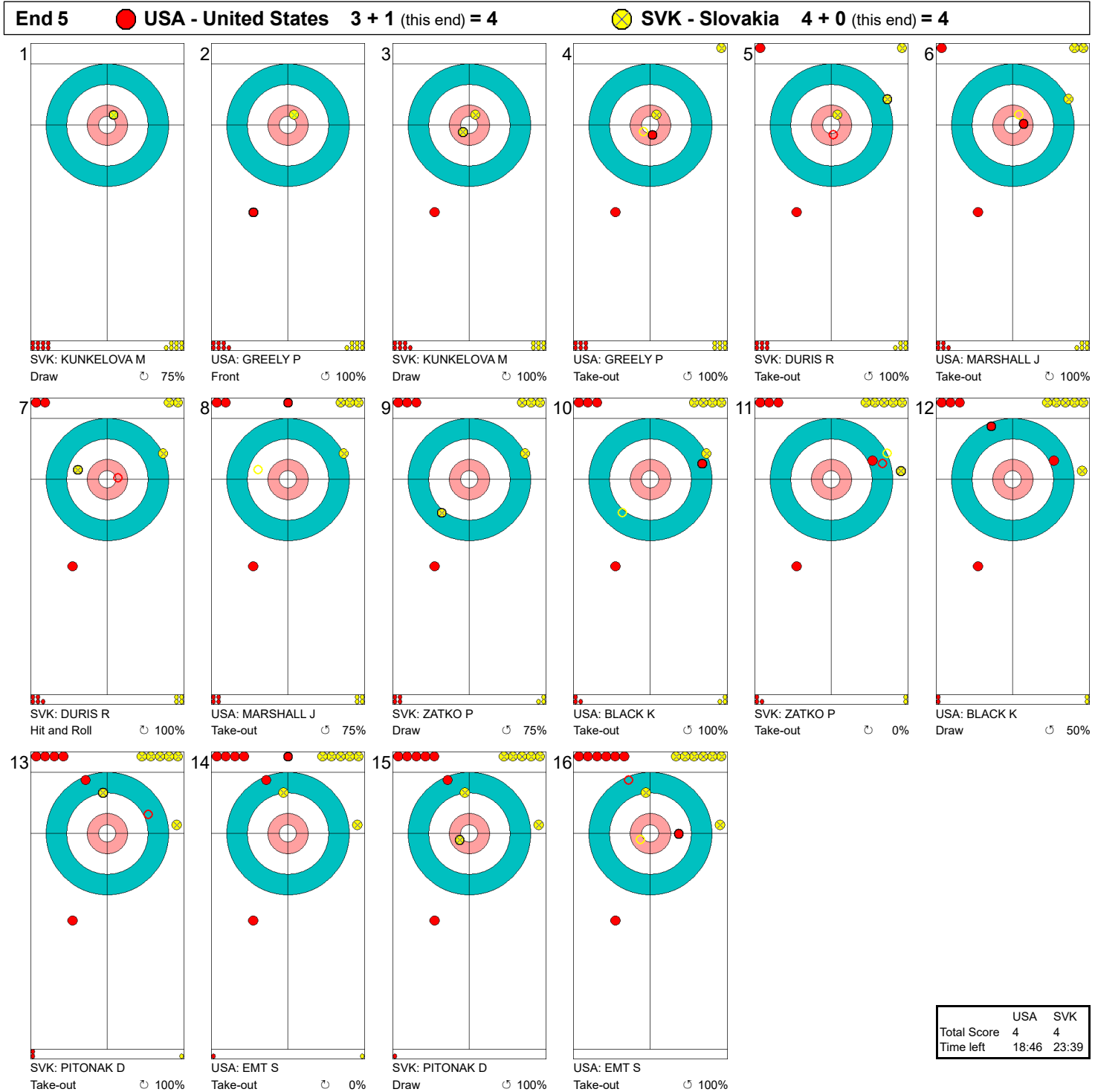


Legend:
 ↻ Clockwise ↺ Counter-clockwise - Not considered



Game - Shot by Shot

게임-각각의 샷

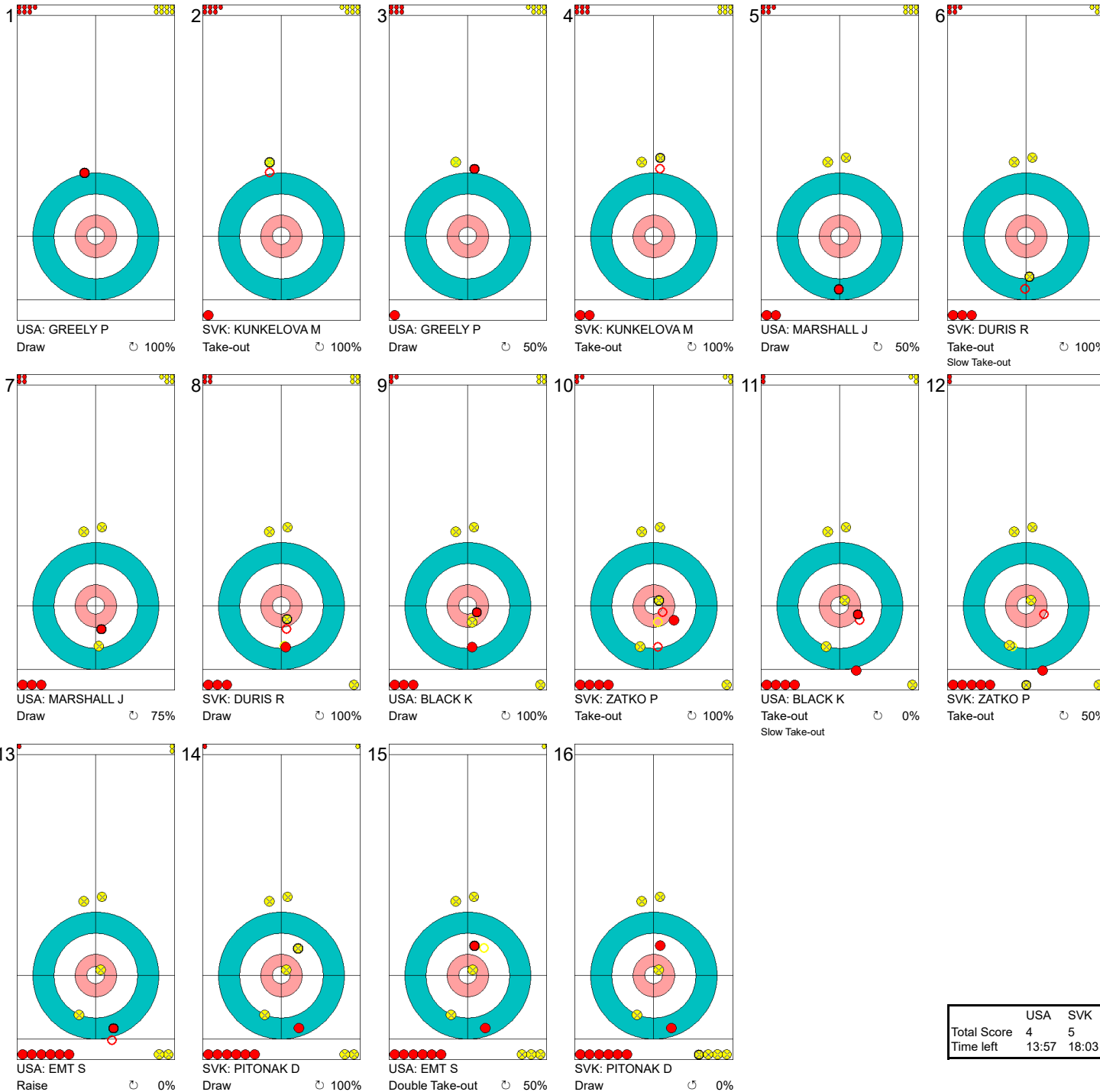


Legend:
 Clockwise Counter-clockwise - Not considered



Game - Shot by Shot
게임-각각의 샷

End 6 **USA - United States 4 + 0 (this end) = 4** **SVK - Slovakia 4 + 1 (this end) = 5**



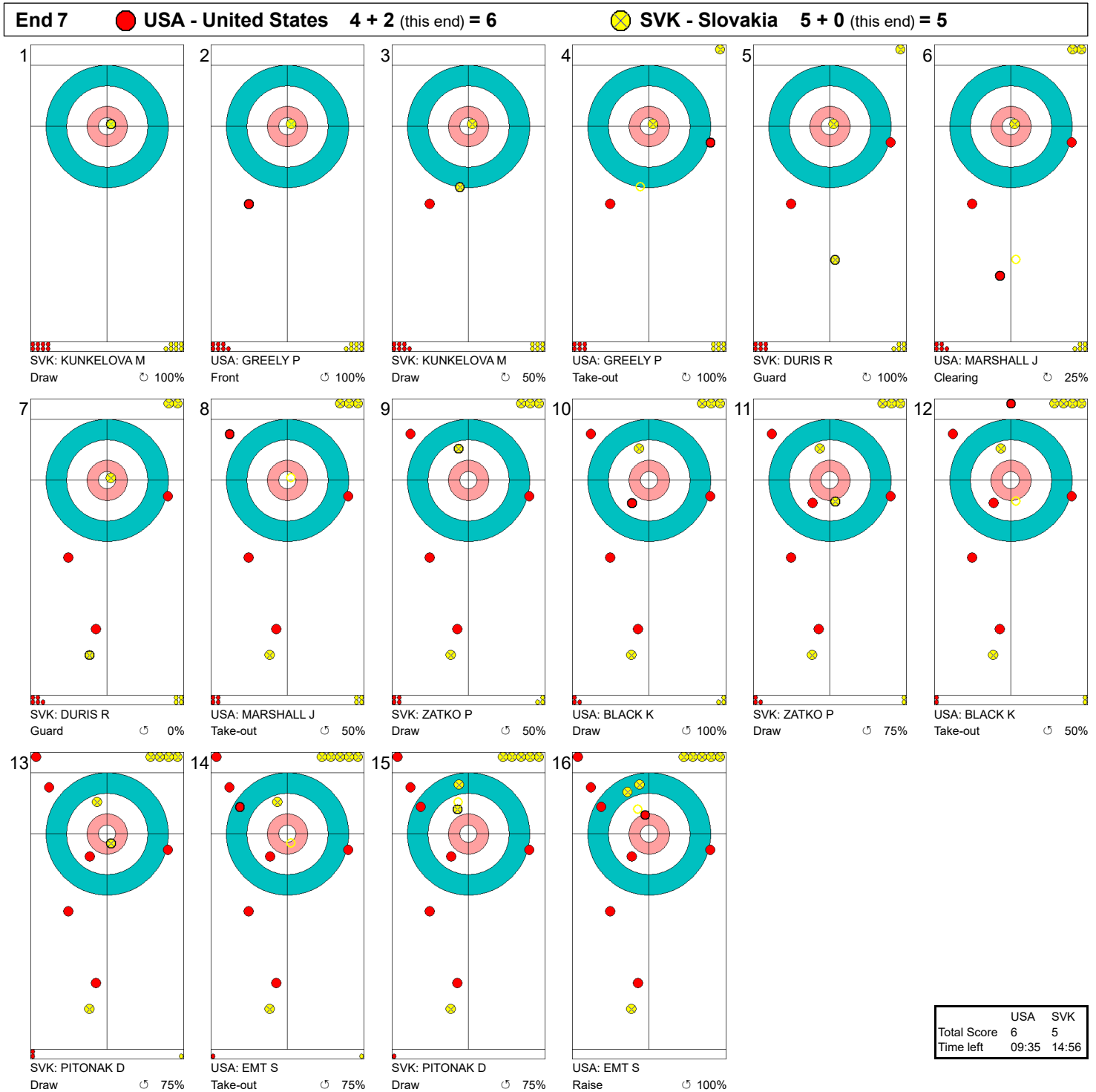
	USA	SVK
Total Score	4	5
Time left	13:57	18:03



Legend:
 Clockwise
 Counter-clockwise
 - Not considered



Game - Shot by Shot

게임-각각의 샷

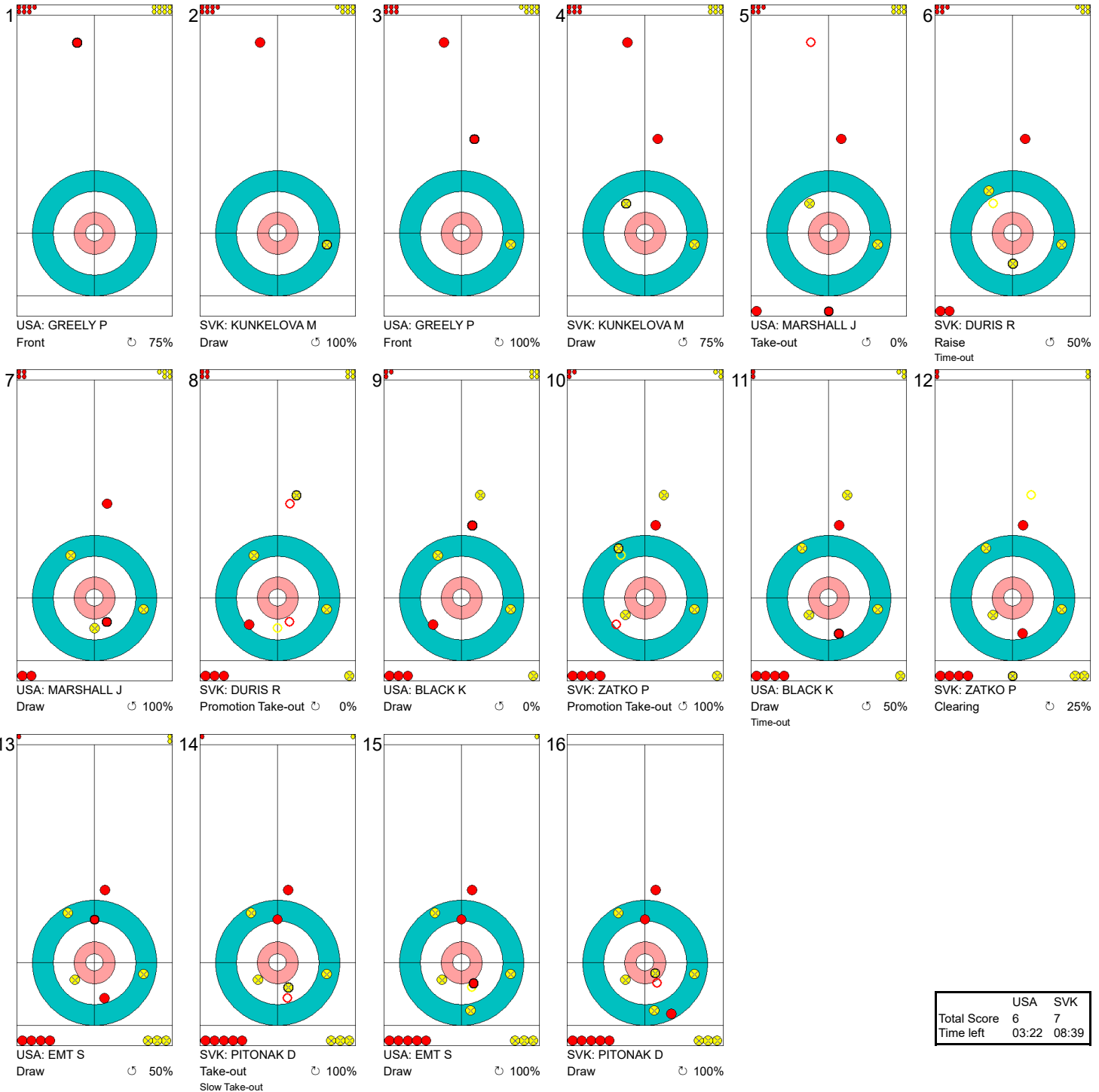


Legend:
 Clockwise
  Counter-clockwise
 - Not considered



Game - Shot by Shot
게임-각각의 샷

End 8 **USA - United States 6 + 0 (this end) = 6** **SVK - Slovakia 5 + 2 (this end) = 7**



	USA	SVK
Total Score	6	7
Time left	03:22	08:39

Legend:
 ↻ Clockwise ↺ Counter-clockwise - Not considered



Most Important Shots

승부 유효 샷

Sheet	Game	Team	LSFE	1	2	3	4	5	6	7	8	Extra Ends	Total
A	11	SWE - Sweden	*	0	1	0	0	0	1	0	3		5
	11	SUI - Switzerland		0	0	1	0	1	0	1	0		3

Most Important Shot:

The Swedish Third PERSSON R played a nice heavy-weight Promotion Take-out to remove the totally covered Swiss shot stone. The Swiss team then failed on an attempt to draw for a second stone in the house and made it easy for the Swedish team to win the game with 3 points in the last end.

Before

After

End: 8

Team: SWE - Sweden

Player: PERSSON Ronny

Team Stone: 1 2 3 4 ⑤ 6 7 8

Task: Promotion Take-out

Rotation: ⤵

Shot Success: 100%

Sheet	Game	Team	LSFE	1	2	3	4	5	6	7	8	Extra Ends	Total
B	11	FIN - Finland	*	2	0	0	0	2	0	0	X		4
	11	GER - Germany		0	1	1	1	0	3	2	X		8

Most Important Shot:

The German Third MEISSNER W played a perfect Take-out to remove the Finnish shot stone, ending up completely covered. The Finnish Fourth KARJALAINEN M was unable to remove the stone and stay in the house. This set up the score of 3 points for the German team and a 6:4 lead after 6 ends.

Before

After

End: 6

Team: GER - Germany

Player: MEISSNER Wolf

Team Stone: 1 2 3 4 5 ⑥ 7 8

Task: Take-out

Rotation: ⤵

Shot Success: 100%



Most Important Shots

승부 유효 샷

Sheet	Game	Team	LSFE	1	2	3	4	5	6	7	8	Extra Ends	Total	
C	11	CHN - People's Republic of China	●		0	2	0	2	0	5	X	X		9
	11	GBR - Great Britain	●	*	1	0	0	0	2	0	X	X		3

Most Important Shot:

Chinese Second LIU W played a Hit and Roll to sit two stones behind a guard. The British team tried numerous times to remove the guards to get to the shot stones but failed, leading to a 2 point score for team China on the way to a 9-3 win.

End: 4

Team: CHN - People's Republic of China

Player: LIU Wei

Team Stone: 1 2 3 ④ 5 6 7 8

Task: Hit and Roll

Rotation: ⤵

Shot Success: 100%

Before

After

Sheet	Game	Team	LSFE	1	2	3	4	5	6	7	8	Extra Ends	Total
D	11	USA - United States of America	●	*	1	0	2	0	1	0	2	0	6
	11	SVK - Slovakia	●		0	1	0	3	0	1	0	2	7

Most Important Shot:

Slovakian Fourth PITONAK D played a Draw around guards to the back of the four foot with just enough weight to score 2 points and win the game.

End: 8

Team: SVK - Slovakia

Player: PITONAK Dusan

Team Stone: 1 2 3 4 5 6 7 ⑧

Task: Draw

Rotation: ⤵

Shot Success: 100%

Before

After

Legend:
 ⤵ Clockwise ⤶ Counter-clockwise **LSFE(*)** Last Stone First End
 X Unplayed/unfinished end due to concession



Session Results and Standings

세션 결과 및 순위

Sheet	Game	Team	LSFE	1	2	3	4	5	6	7	8	Extra Ends	Total
A	11	NOR - Norway	*	1	0	1	0	1	0	1	2	1	7
	10	SVK - Slovakia		0	2	0	3	0	1	0	0	0	6
B	10	CHN - People's Republic of China		0	1	0	4	0	0	1	0		6
	11	KOR - Republic of Korea	*	2	0	1	0	1	2	0	1		7
C	11	CAN - Canada	*	0	0	1	1	1	0	3	2		8
	10	FIN - Finland		2	1	0	0	0	1	0	0		4
D	11	NPA - Neutral Paralympic Athletes	*	1	0	0	0	0	1	1	X		3
	10	SWE - Sweden		0	0	2	3	2	0	0	X		7

Current Standings

Rank	Team	Games	Wins	Losses	
1	CAN - Canada	11	9	2	Q
1	KOR - Republic of Korea	11	9	2	Q
3	CHN - People's Republic of China	10	8	2	Q
4	NOR - Norway	11	7	4	Q
5	GBR - Great Britain	10	5	5	
5	SUI - Switzerland	10	5	5	
7	NPA - Neutral Paralympic Athletes	11	5	6	
8	GER - Germany	10	4	6	
9	SVK - Slovakia	10	3	7	
9	SWE - Sweden	10	3	7	
11	FIN - Finland	10	2	8	
11	USA - United States of America	10	2	8	

Note:

Under WCF rules, tie-breaking rules for standings are not applied until after the last game of the round robin.

Legend:

LSFE(*) Last Stone First End Q Qualified for the semi-finals X Unplayed/unfinished end due to concession



Game Results

대회 경기결과

Sheet	Game	Team	LSFE	1	2	3	4	5	6	7	8	Extra Ends	Total
A	11	NOR - Norway	*	1	0	1	0	1	0	1	2	1	7
	10	SVK - Slovakia		0	2	0	3	0	1	0	0	0	6

NOR - Norway			Shot Success	
			Game	All
4	S	LORENTSEN Rune	M	47%
3	V	STORDAHL Jostein	M	63%
2		SYVERSEN Ole Fredrik	M	53%
1		LOECHEN Sissel	F	60%
A		IVERSEN Rikke	F	-
Team Total			56%	58%

SVK - Slovakia			Shot Success	
			Game	All
4		PITONAK Dusan	M	64%
3		ZATKO Peter	M	53%
2	S	DURIS Radoslav	M	54%
1	V	KUNKELOVA Monika	F	56%
A		LYOCSA Imrich	M	-
Team Total			57%	56%

Last Stone Draw Distance

♻	LORENTSEN Rune	65.8cm
♻	STORDAHL Jostein	36.5cm
Total		102.3cm

Last Stone Draw Distance

♻	DURIS Radoslav	95.9cm
♻	PITONAK Dusan	133.8cm
Total		229.7cm

Time remaining: 2 minutes 44 seconds
 Time remaining: 0 minutes 45 seconds (after extra end)
 Time-out: End 9 - NOR stone 5

Time remaining: 5 minutes 5 seconds
 Time remaining: 1 minute 27 seconds (after extra end)
 Time-out: End 6 - SVK stone 6; End 9 - SVK stone 5

Shot Success Analysis

NOR - Norway		♻	♻	Game
4	LORENTSEN Rune	Draws	7 39%	4 19%
		Take-outs	4 75%	3 67%
		Total	11 52%	7 39%
3	STORDAHL Jostein	Draws	8 56%	2 63%
		Take-outs	6 75%	2 50%
		Total	14 64%	4 56%
2	SYVERSEN Ole Fredrik	Draws	8 31%	4 63%
		Take-outs	3 83%	3 67%
		Total	11 45%	7 64%
1	LOECHEN Sissel	Draws	12 65%	6 50%
		Take-outs	0 -	0 -
		Total	12 65%	6 50%
A	IVERSEN Rikke	Draws	0 -	0 -
		Take-outs	0 -	0 -
		Total	0 -	0 -
Team		Draws	35 50%	16 47%
		Take-outs	13 77%	8 63%
		Total	48 57%	24 52%

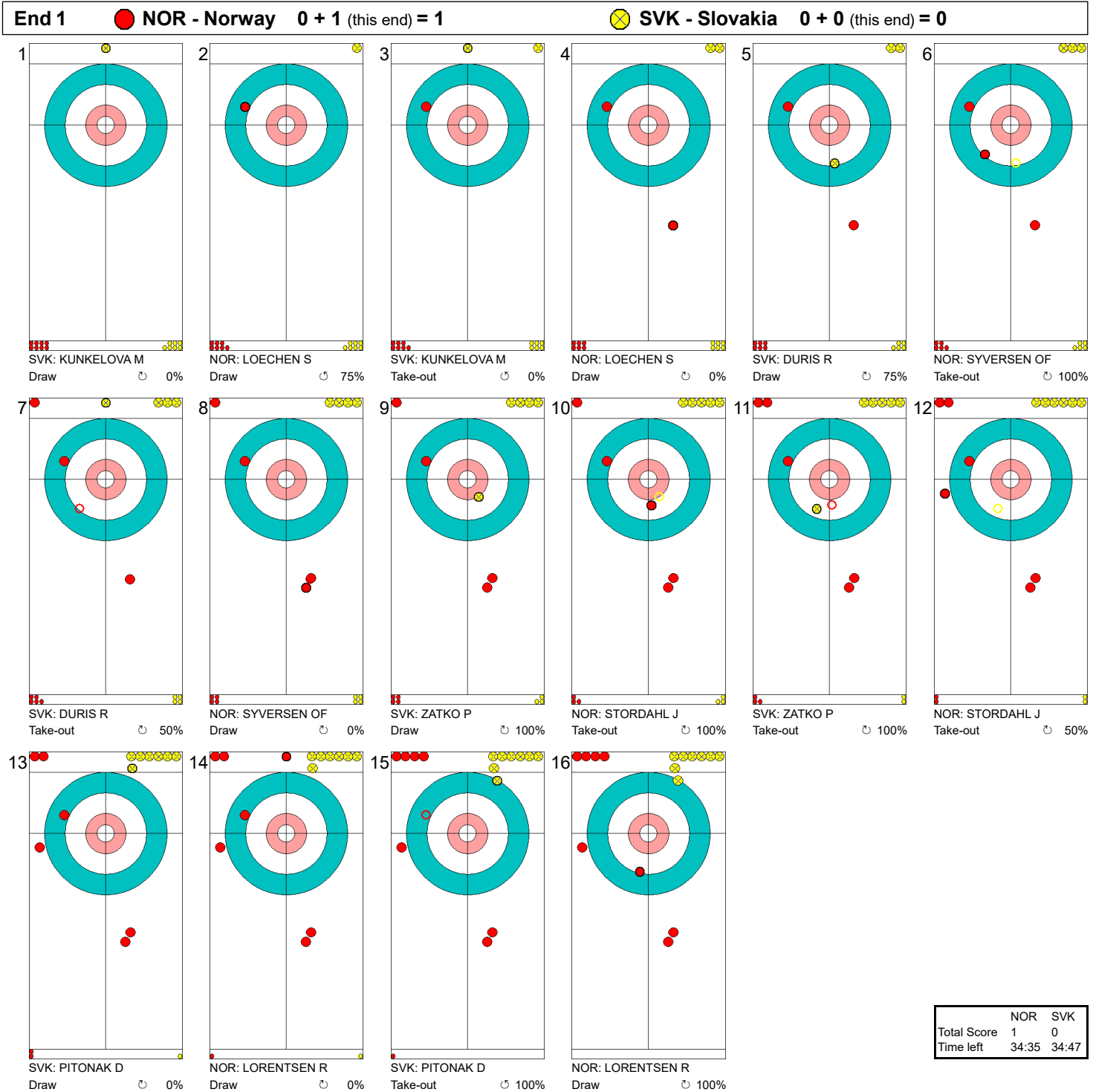
SVK - Slovakia		♻	♻	Game
4	PITONAK Dusan	Draws	6 46%	3 67%
		Take-outs	4 56%	5 90%
		Total	10 50%	8 81%
3	ZATKO Peter	Draws	6 50%	1 100%
		Take-outs	6 42%	5 60%
		Total	12 46%	6 67%
2	DURIS Radoslav	Draws	5 75%	5 45%
		Take-outs	7 46%	1 50%
		Total	12 58%	6 46%
1	KUNKELOVA Monika	Draws	11 57%	3 83%
		Take-outs	1 25%	1 0%
		Total	12 54%	4 63%
A	LYOCSA Imrich	Draws	0 -	0 -
		Take-outs	0 -	0 -
		Total	0 -	0 -
Team		Draws	28 56%	12 65%
		Take-outs	18 46%	12 67%
		Total	46 52%	24 66%

Note:
 Position and function for each team member:
4 = Fourth, **3** = Third, **2** = Second, **1** = Lead, **A** = Alternate, **S** = Skip, **V** = Vice-Skip

Legend:
 ♻ Clockwise ♻ Counter-clockwise F Female
 LSFE(*) Last Stone First End M Male



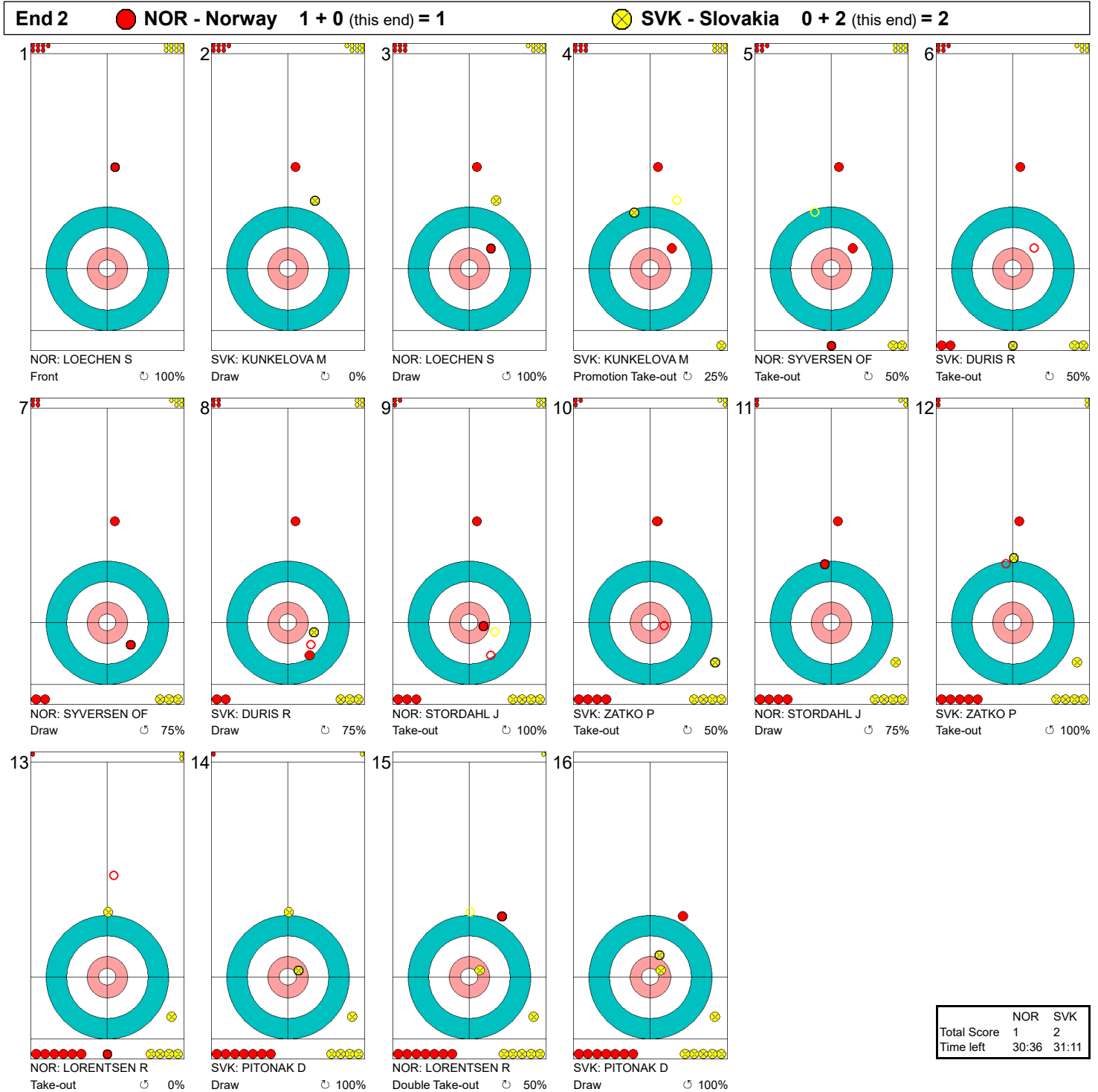
Game - Shot by Shot
 게임-각각의 샷



Legend:
 ↻ Clockwise ↺ Counter-clockwise - Not considered



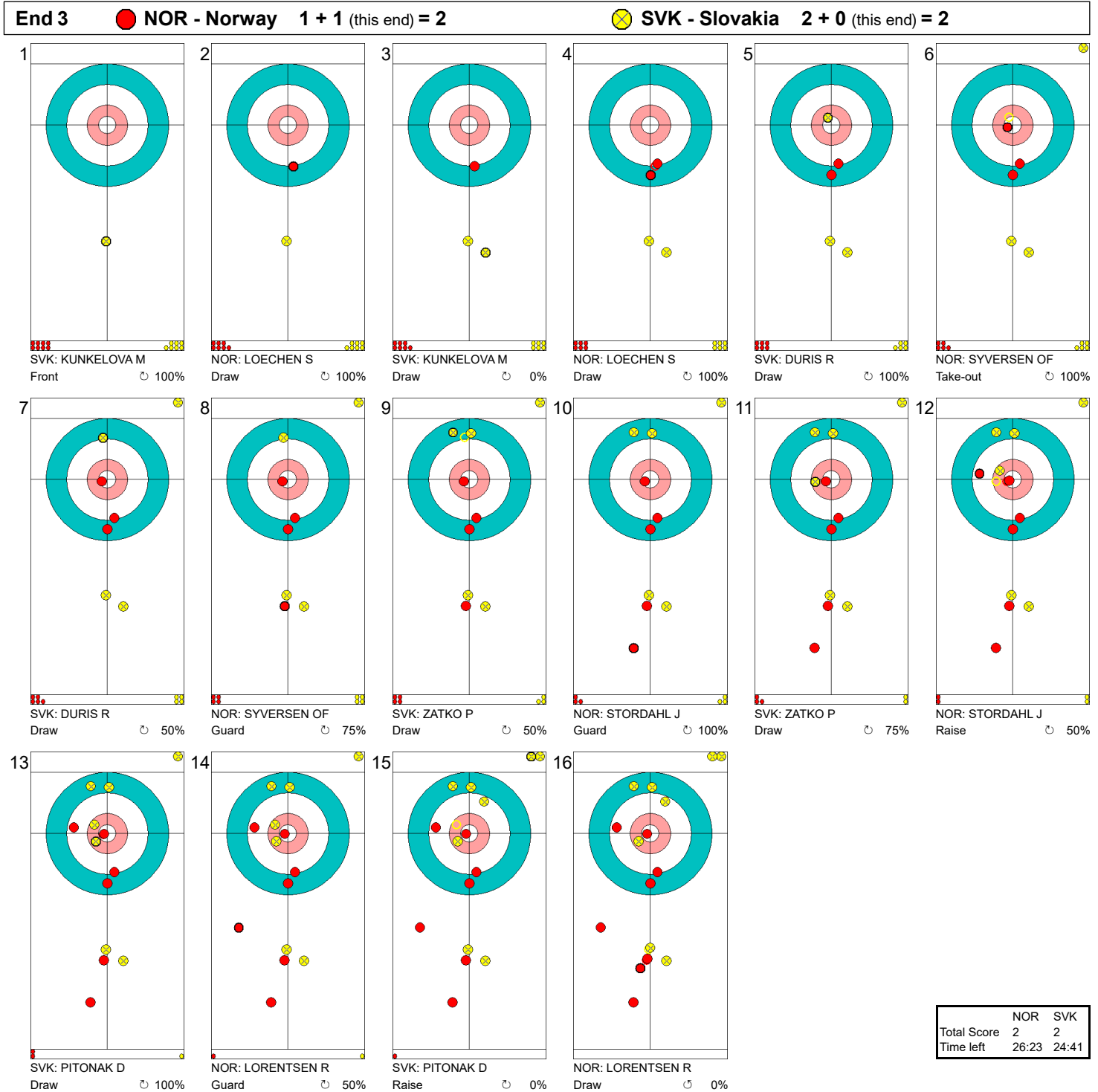
Game - Shot by Shot
게임-각각의 샷



Legend:
 Clockwise Counter-clockwise - Not considered



Game - Shot by Shot
게임-각각의 샷



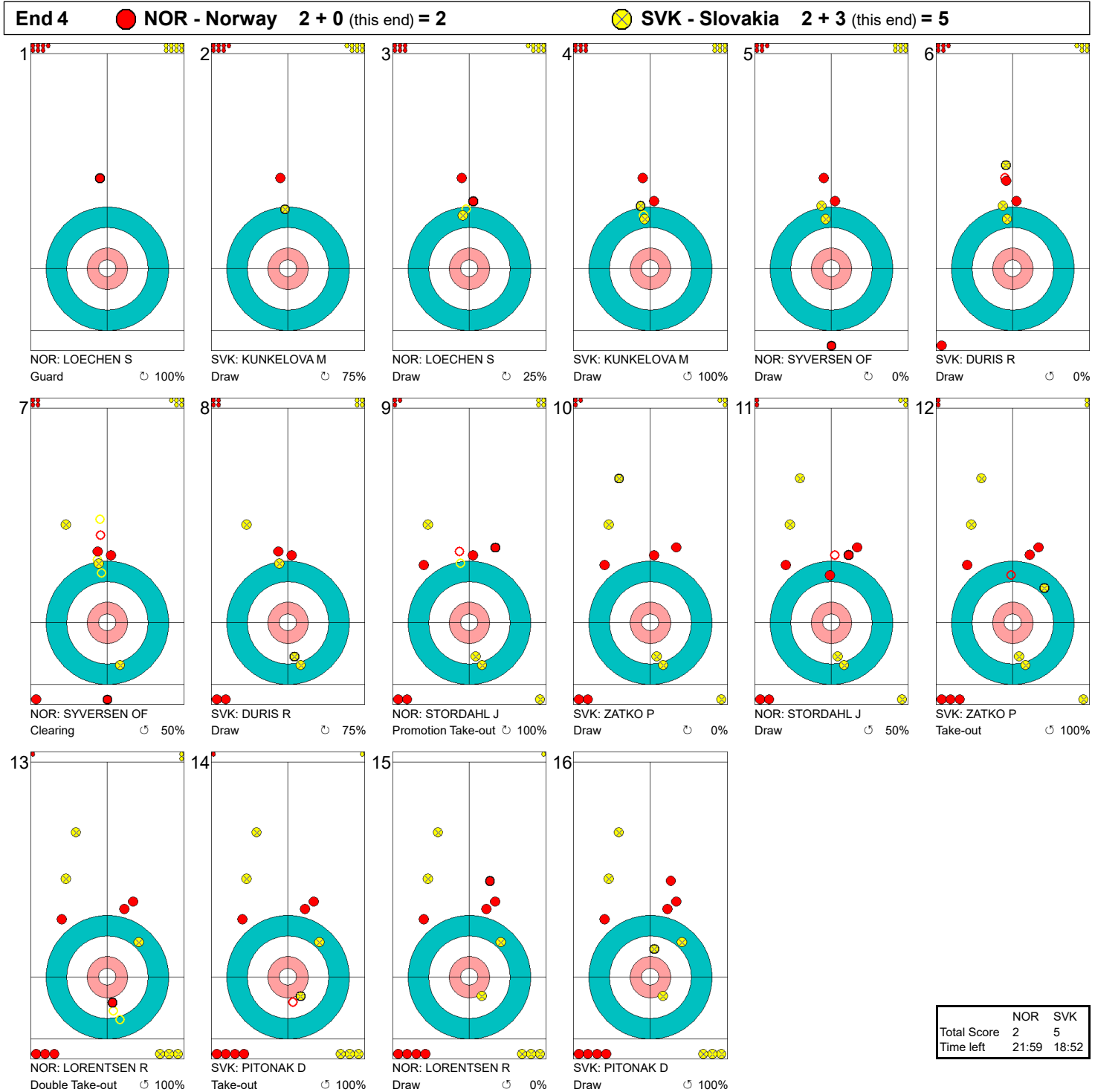
	NOR	SVK
Total Score	2	2
Time left	26:23	24:41

Legend:
 ↻ Clockwise ↺ Counter-clockwise - Not considered





Game - Shot by Shot
게임-각각의 샷

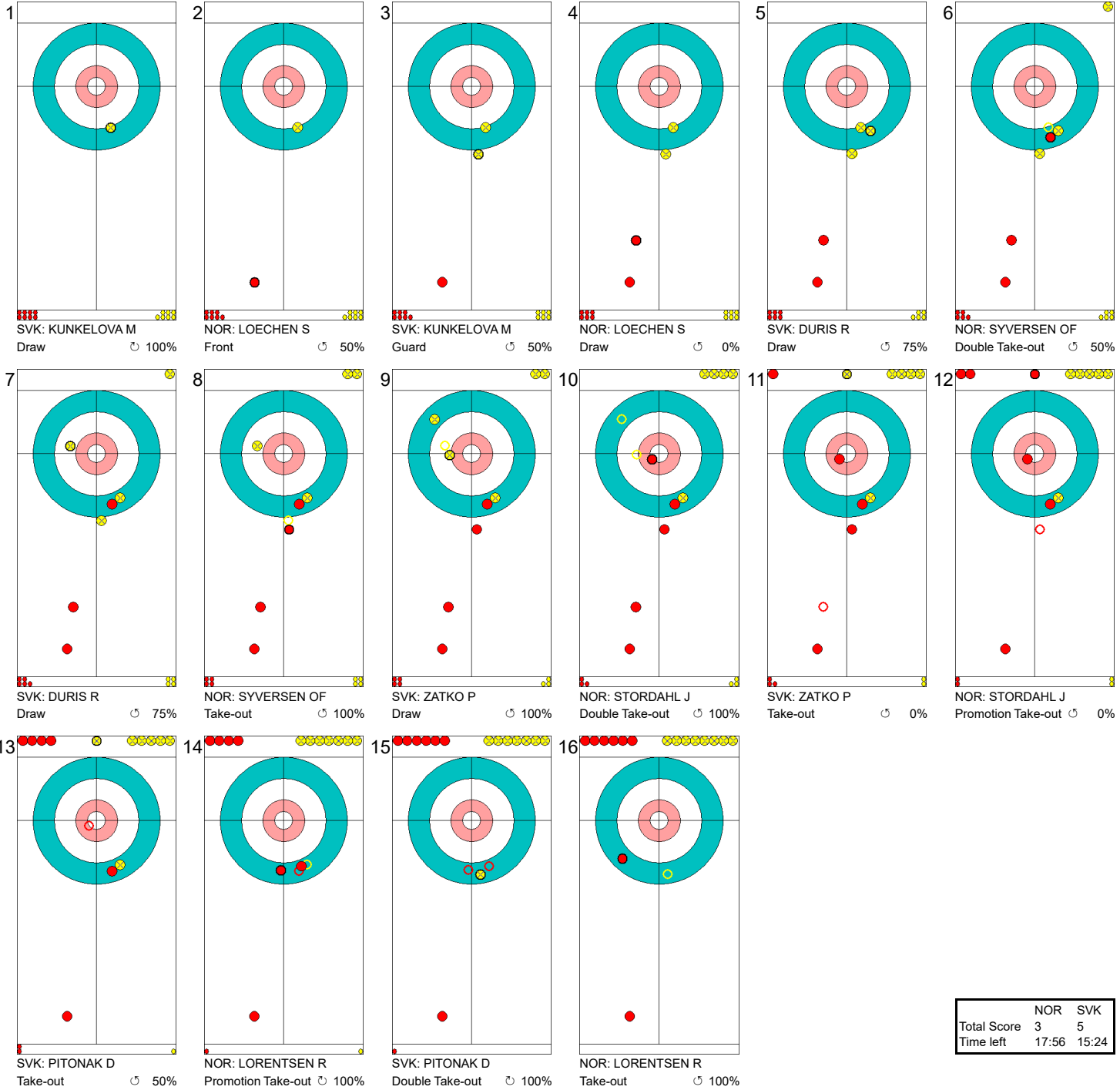


Legend:
 Clockwise Counter-clockwise - Not considered



Game - Shot by Shot
게임-각각의 샷

End 5 **NOR - Norway 2 + 1 (this end) = 3** **SVK - Slovakia 5 + 0 (this end) = 5**



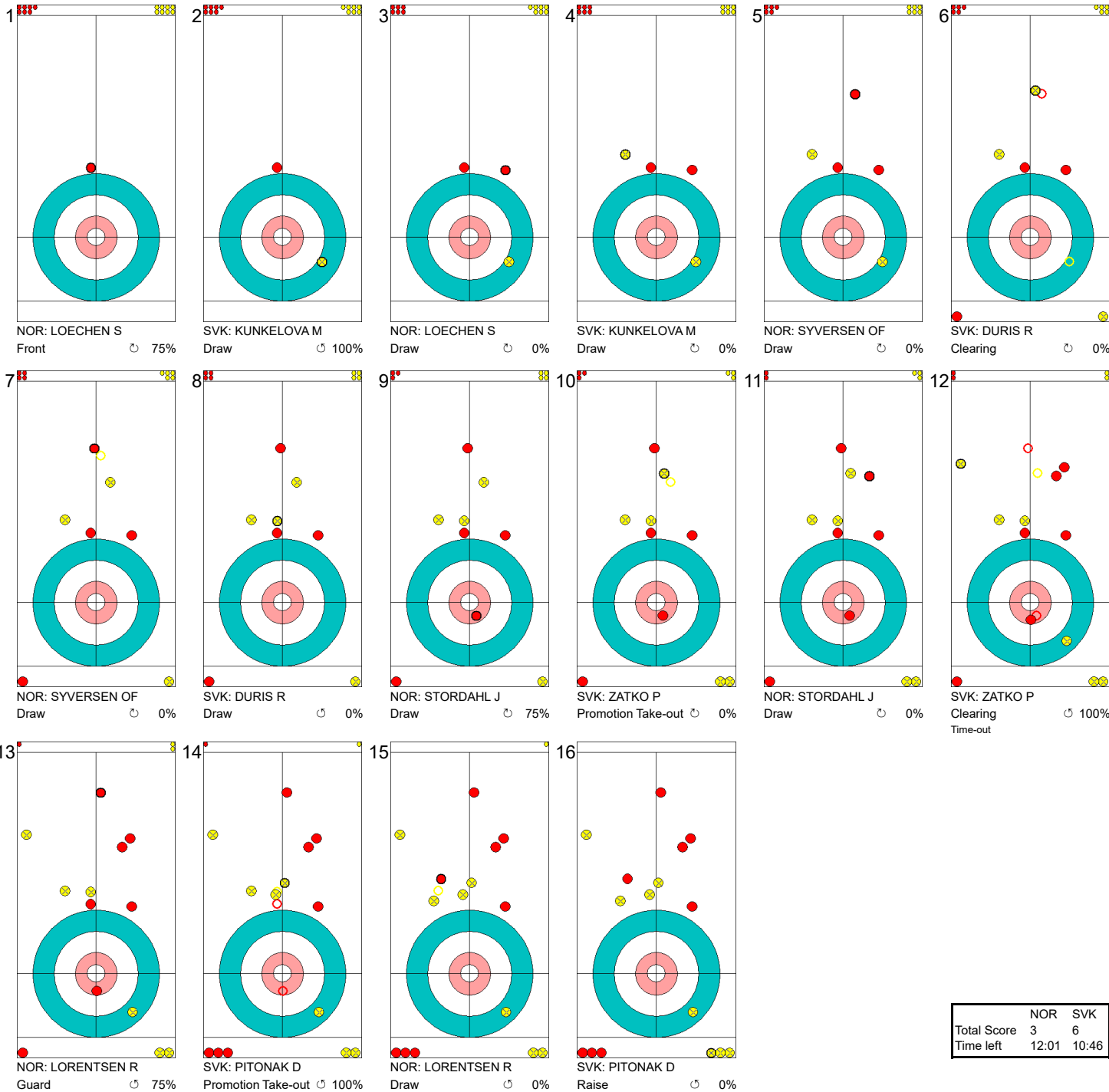
	NOR	SVK
Total Score	3	5
Time left	17:56	15:24

Legend:
 Clockwise
 Counter-clockwise
 - Not considered



Game - Shot by Shot
게임-각각의 샷

End 6 **NOR - Norway 3 + 0 (this end) = 3** **SVK - Slovakia 5 + 1 (this end) = 6**



	NOR	SVK
Total Score	3	6
Time left	12:01	10:46

Legend:
 ↻ Clockwise ↺ Counter-clockwise - Not considered



Game - Shot by Shot
게임-각각의 샷

End 7 **NOR - Norway 3 + 1 (this end) = 4**

SVK - Slovakia 6 + 0 (this end) = 6

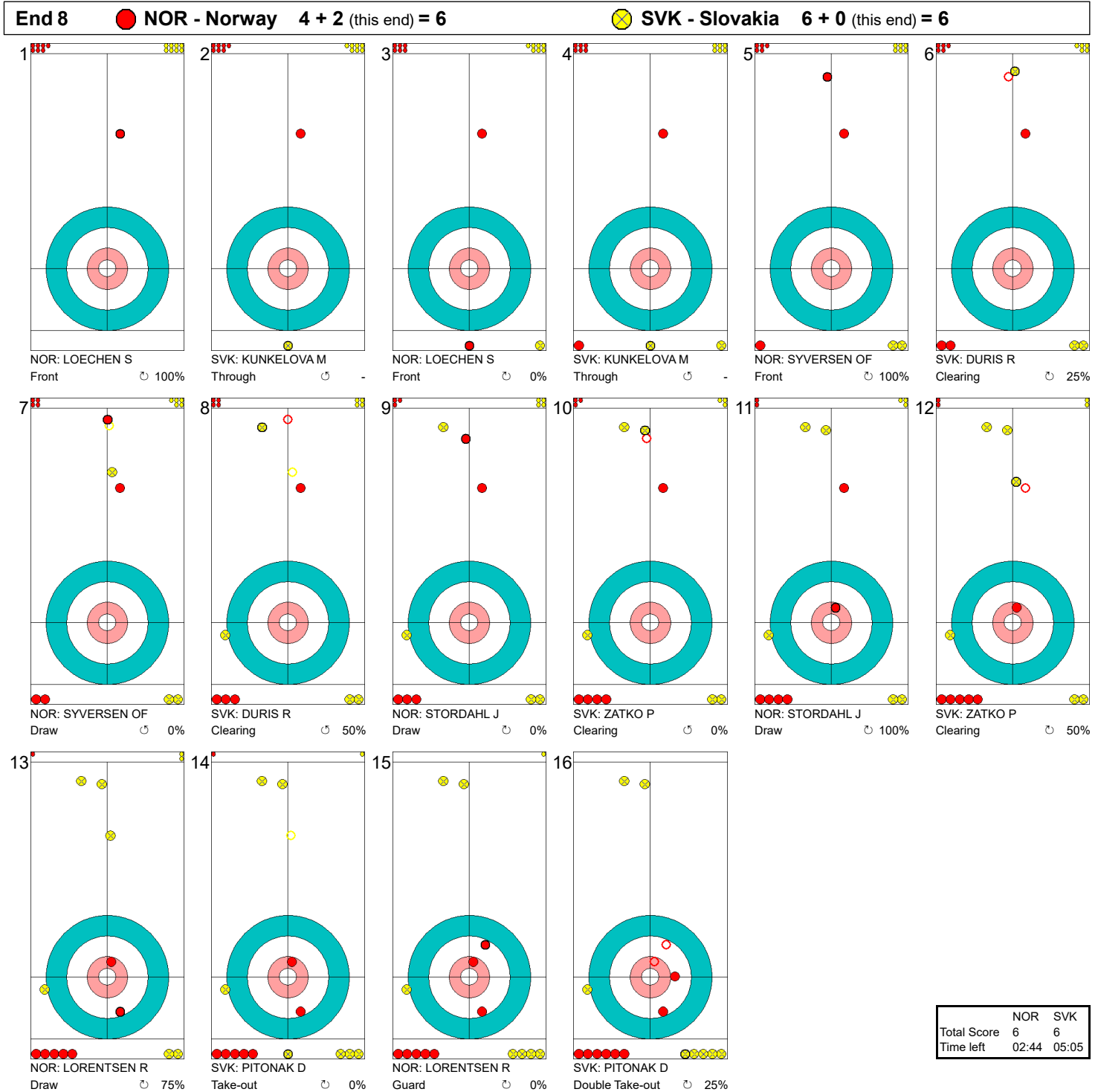


	NOR	SVK
Total Score	4	6
Time left	05:56	07:47

Legend:
 ↻ Clockwise ↺ Counter-clockwise - Not considered



Game - Shot by Shot
게임-각각의 샷

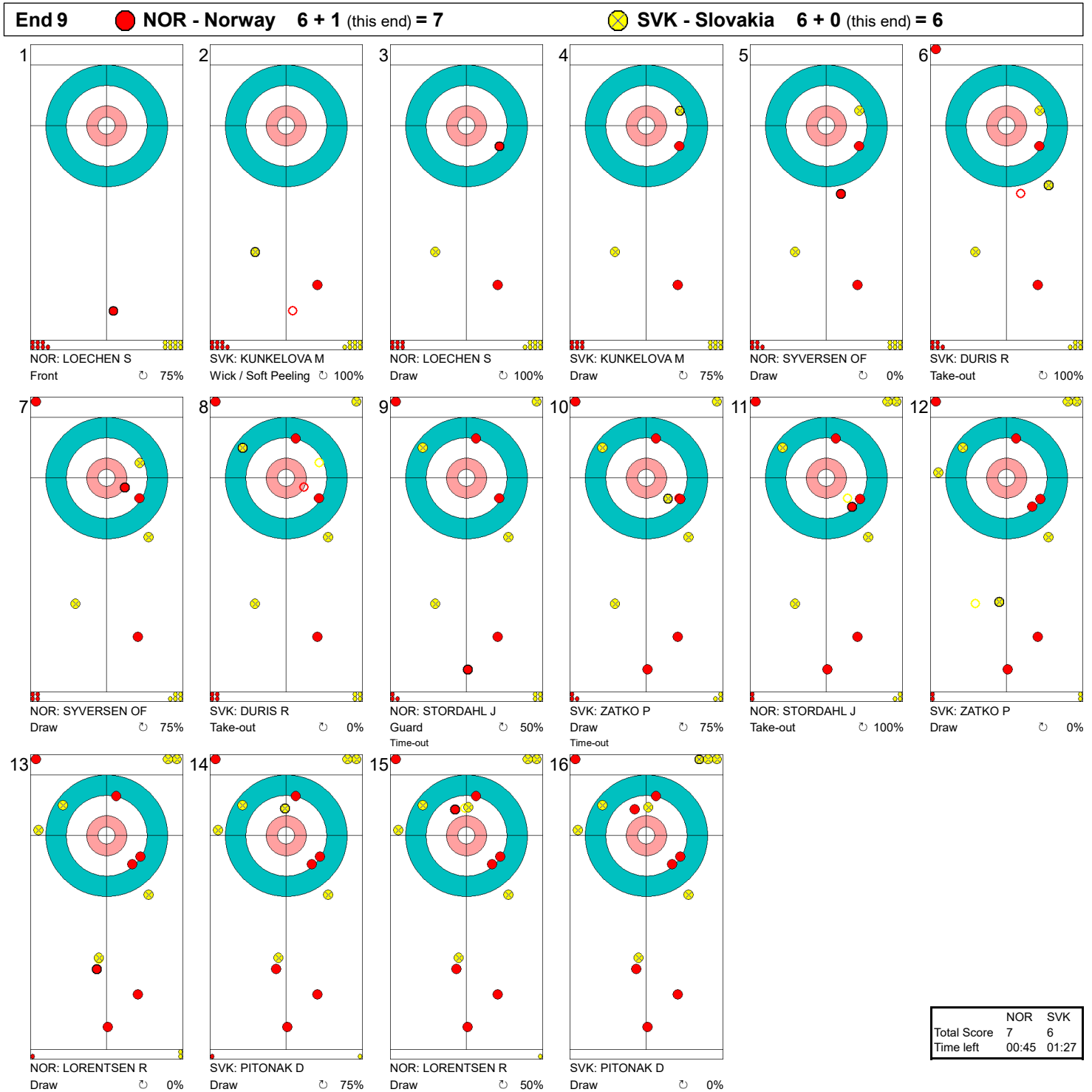


Legend:
 Clockwise Counter-clockwise - Not considered



Game - Shot by Shot

 게임-각각의 샷



Legend:
 ↻ Clockwise ↺ Counter-clockwise - Not considered



Game Results

 대회 경기결과

Sheet	Game	Team	LSFE	1	2	3	4	5	6	7	8	Extra Ends	Total
B	10	CHN - People's Republic of China		0	1	0	4	0	0	1	0		6
	11	KOR - Republic of Korea	*	2	0	1	0	1	2	0	1		7

CHN - People's Republic of China			Shot Success	
			Game	All
4	S	WANG Haitao	M	47% 64%
3	V	CHEN Jianxin	M	59% 65%
2		LIU Wei	M	45% 63%
1		WANG Meng	F	56% 69%
A		ZHANG Qiang	M	- -
Team Total				52% 65%

KOR - Republic of Korea			Shot Success	
			Game	All
4	V	CHA Jaegoan	M	73% 63%
3		JUNG Seungwon	M	73% 65%
2	S	SEO Soonseok	M	42% 64%
1		BANG Min-Ja	F	70% 72%
A		LEE Dongha	M	- 50%
Team Total				65% 66%

Last Stone Draw Distance

↻	WANG Meng	199.6cm
↺	CHEN Jianxin	74.7cm
Total		274.3cm

Last Stone Draw Distance

↻	CHA Jaegoan	56.5cm
↺	JUNG Seungwon	199.6cm
Total		256.1cm

Time remaining: 1 minute 21 seconds
 Time-out: End 8 - CHN stone 7

Time remaining: 1 minute 24 seconds
 Time-out: End 8 - KOR stone 6

Shot Success Analysis

CHN - People's Republic of China		↻	↺	Game	
4	WANG Haitao	Draws	4 25%	2 25%	6 25%
		Take-outs	2 75%	8 56%	10 60%
		Total	6 42%	10 50%	16 47%
3	CHEN Jianxin	Draws	4 31%	4 69%	8 50%
		Take-outs	3 83%	5 60%	8 69%
		Total	7 54%	9 64%	16 59%
2	LIU Wei	Draws	4 56%	7 50%	11 52%
		Take-outs	1 0%	4 38%	5 30%
		Total	5 45%	11 45%	16 45%
1	WANG Meng	Draws	9 61%	3 50%	12 58%
		Take-outs	4 50%	0 -	4 50%
		Total	13 58%	3 50%	16 56%
A	ZHANG Qiang	Draws	0 -	0 -	0 -
		Take-outs	0 -	0 -	0 -
		Total	0 -	0 -	0 -
Team		Draws	21 48%	16 52%	37 49%
		Take-outs	10 60%	17 53%	27 56%
		Total	31 52%	33 52%	64 52%

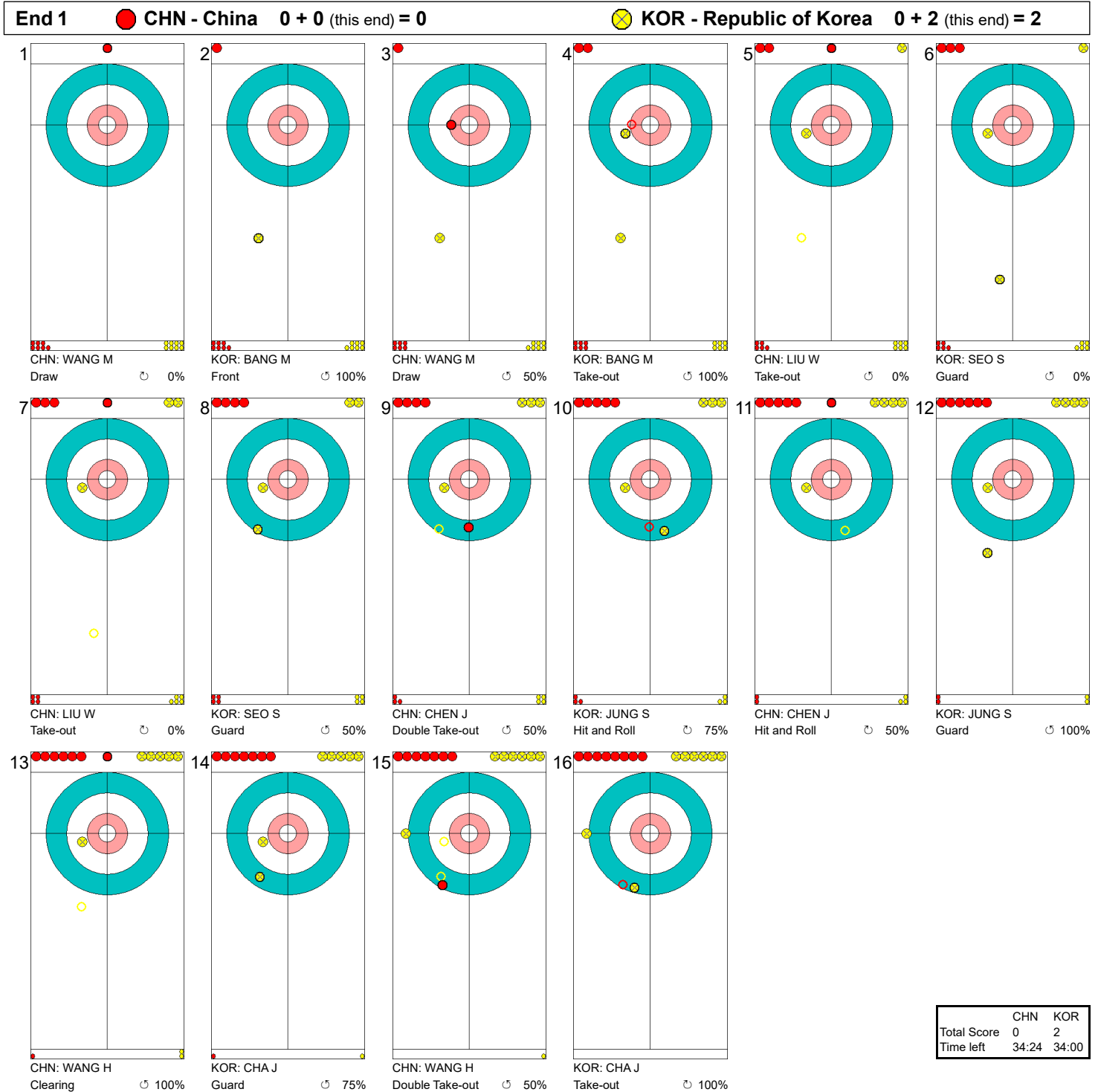
KOR - Republic of Korea		↻	↺	Game	
4	CHA Jaegoan	Draws	5 70%	5 70%	10 70%
		Take-outs	4 75%	1 100%	5 80%
		Total	9 72%	6 75%	15 73%
3	JUNG Seungwon	Draws	3 67%	3 67%	6 67%
		Take-outs	9 75%	1 100%	10 78%
		Total	12 73%	4 75%	16 73%
2	SEO Soonseok	Draws	1 75%	6 58%	7 61%
		Take-outs	3 17%	6 33%	9 28%
		Total	4 31%	12 46%	16 42%
1	BANG Min-Ja	Draws	10 65%	4 69%	14 66%
		Take-outs	1 100%	1 100%	2 100%
		Total	11 68%	5 75%	16 70%
A	LEE Dongha	Draws	0 -	0 -	0 -
		Take-outs	0 -	0 -	0 -
		Total	0 -	0 -	0 -
Team		Draws	19 67%	18 65%	37 66%
		Take-outs	17 66%	9 56%	26 63%
		Total	36 67%	27 62%	63 65%

Note:
 Position and function for each team member:
4 = Fourth, **3** = Third, **2** = Second, **1** = Lead, **A** = Alternate, **S** = Skip, **V** = Vice-Skip

Legend:
 ↻ Clockwise ↺ Counter-clockwise F Female
 LSFE(*) Last Stone First End M Male



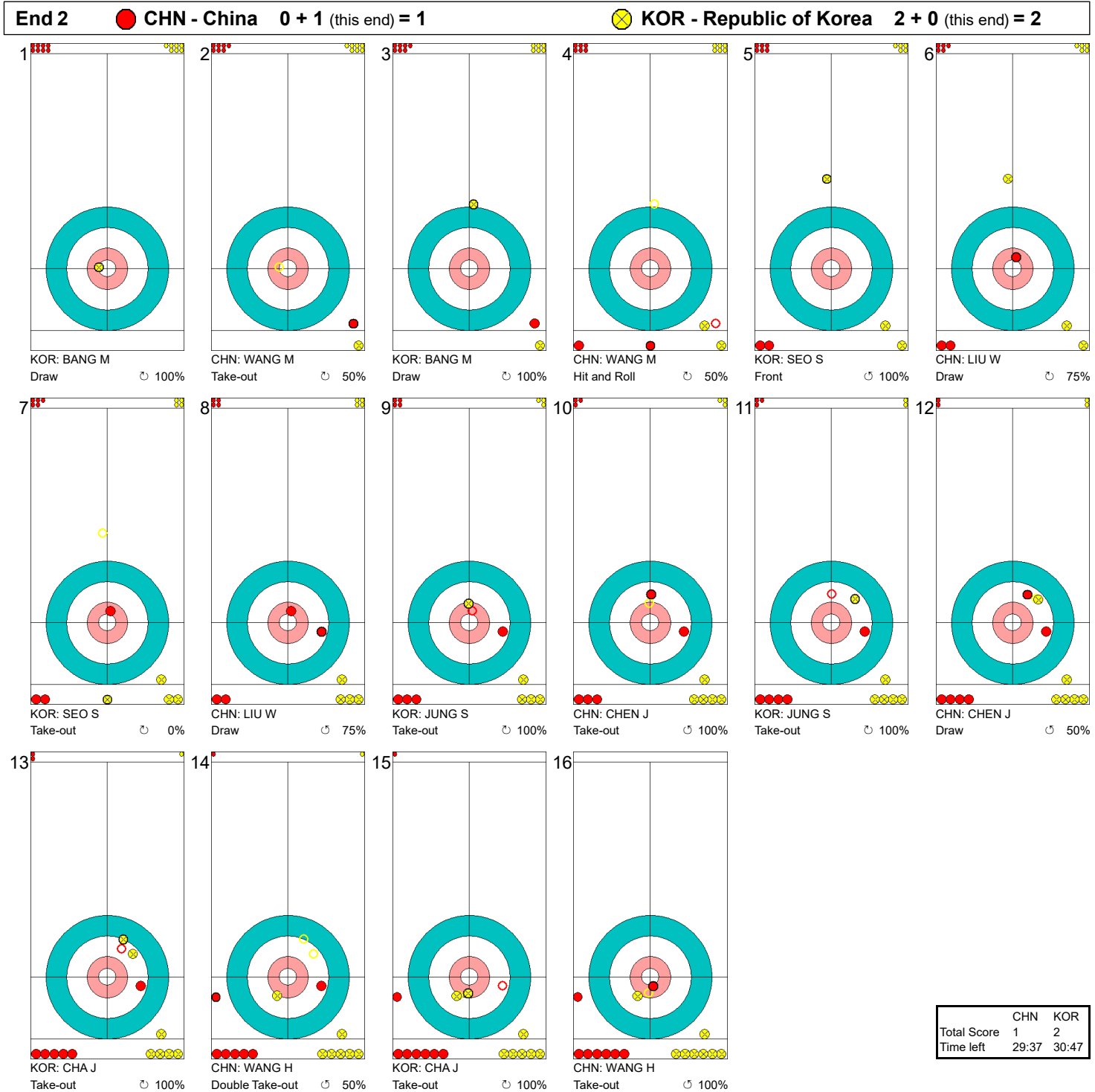
Game - Shot by Shot
게임-각각의 샷



Legend:
 ↻ Clockwise ↺ Counter-clockwise - Not considered



Game - Shot by Shot
게임-각각의 샷




Legend:
 ↻ Clockwise ↺ Counter-clockwise - Not considered



Game - Shot by Shot

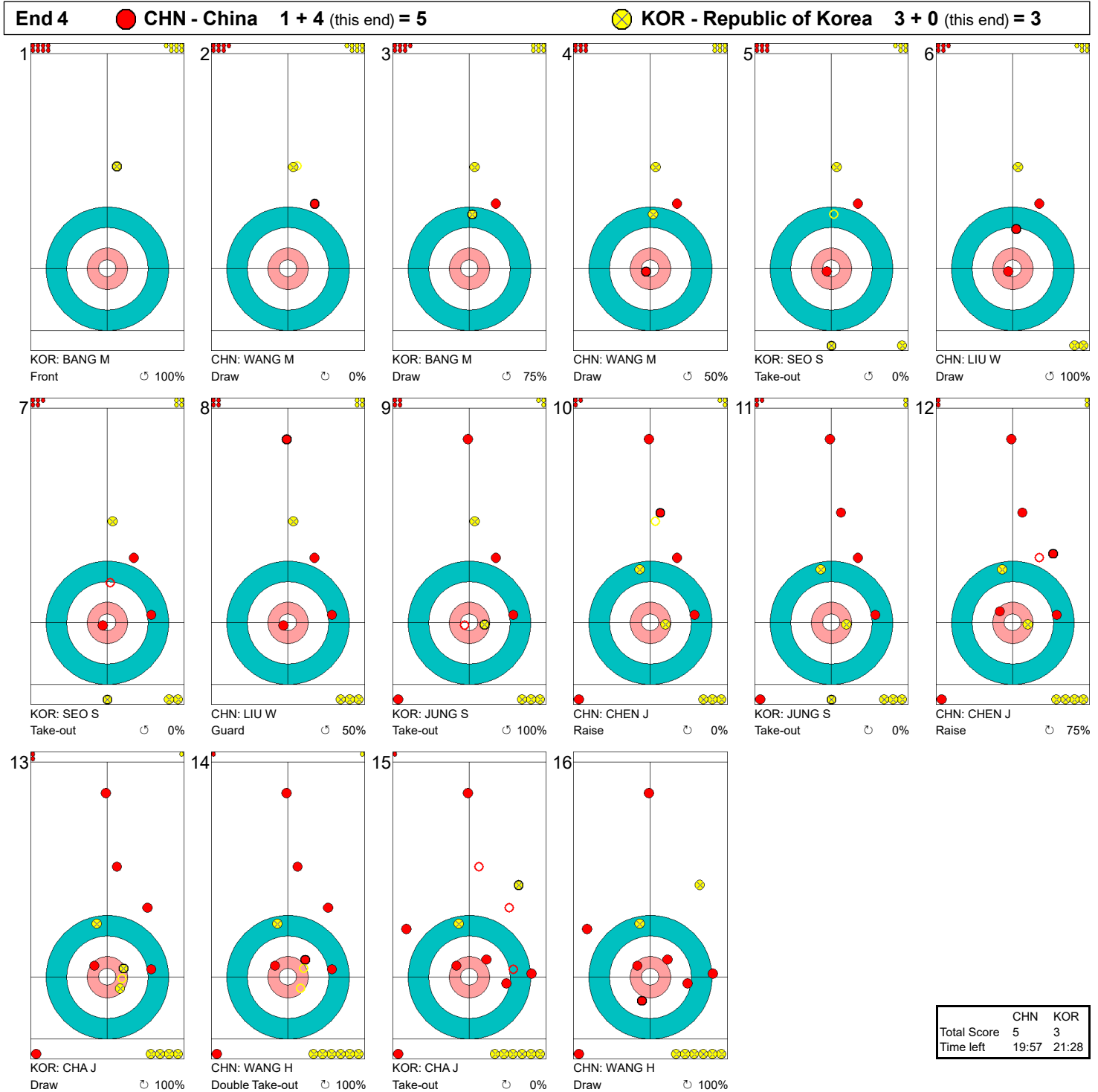
게임-각각의 샷



Legend:
 ↻ Clockwise ↺ Counter-clockwise - Not considered



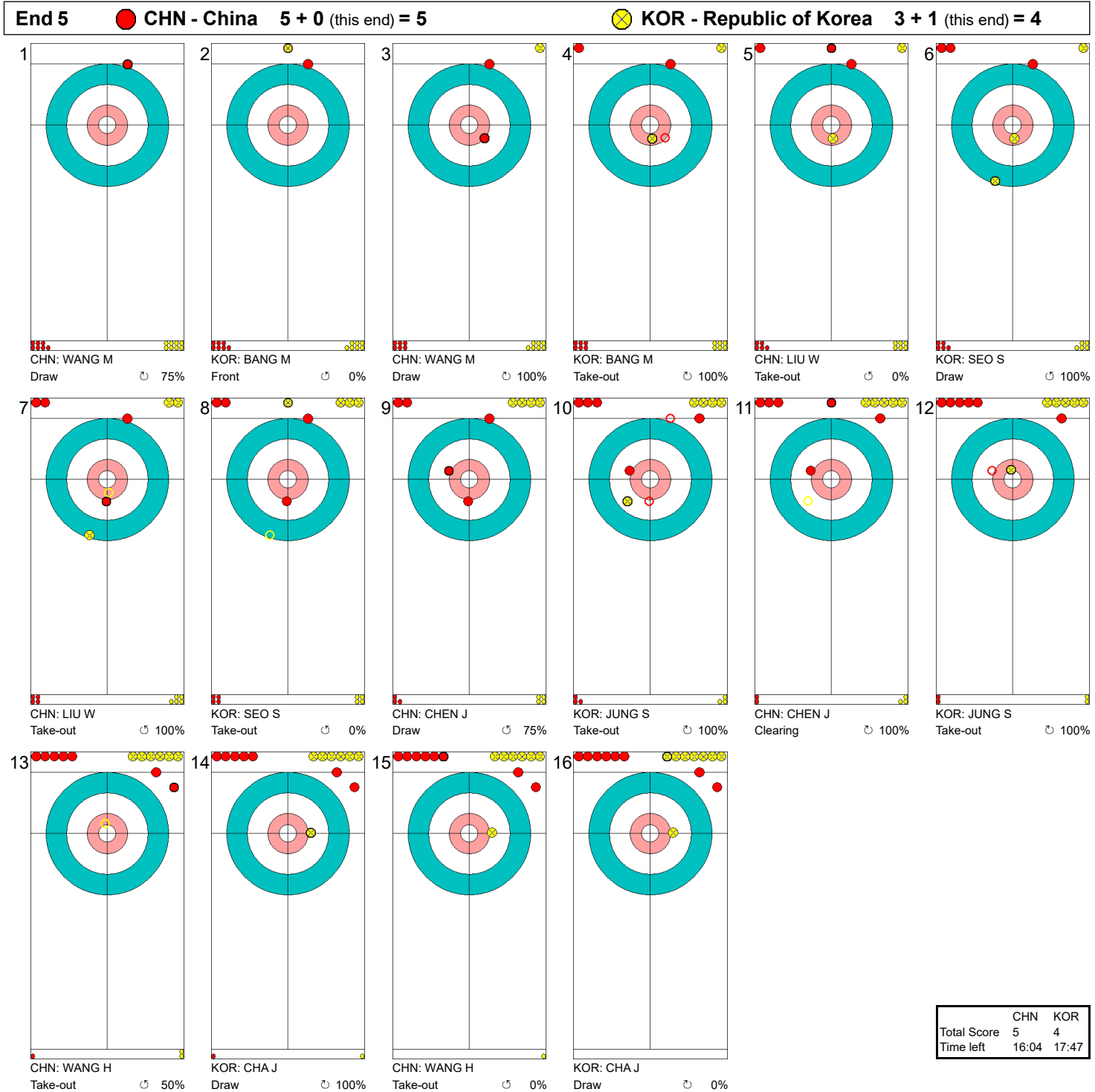
Game - Shot by Shot
게임-각각의 샷



Legend:
 ↻ Clockwise ↺ Counter-clockwise - Not considered



Game - Shot by Shot
게임-각각의 샷

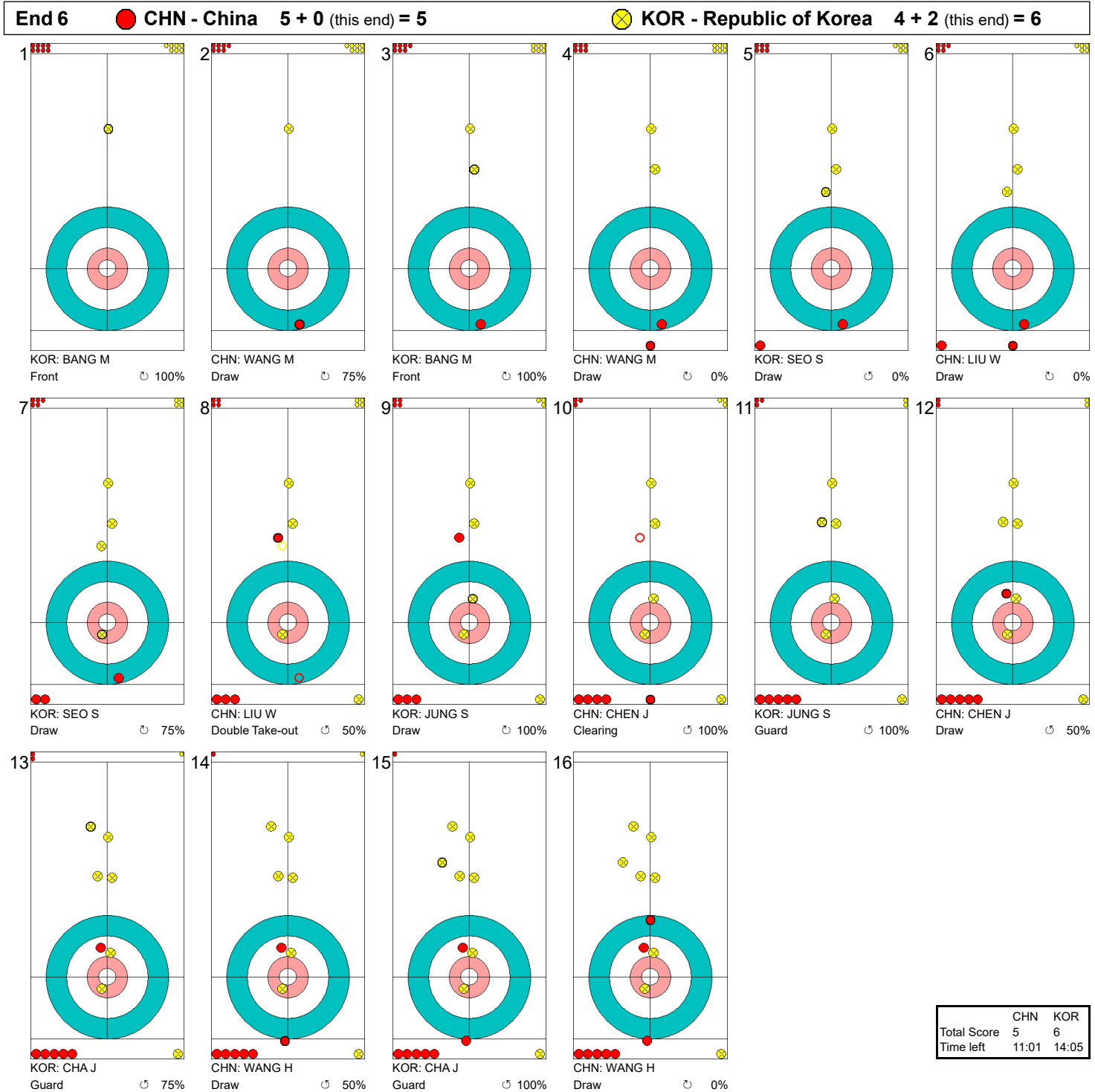


Legend:
 ↻ Clockwise ↺ Counter-clockwise - Not considered



Game - Shot by Shot

 게임-각각의 샷

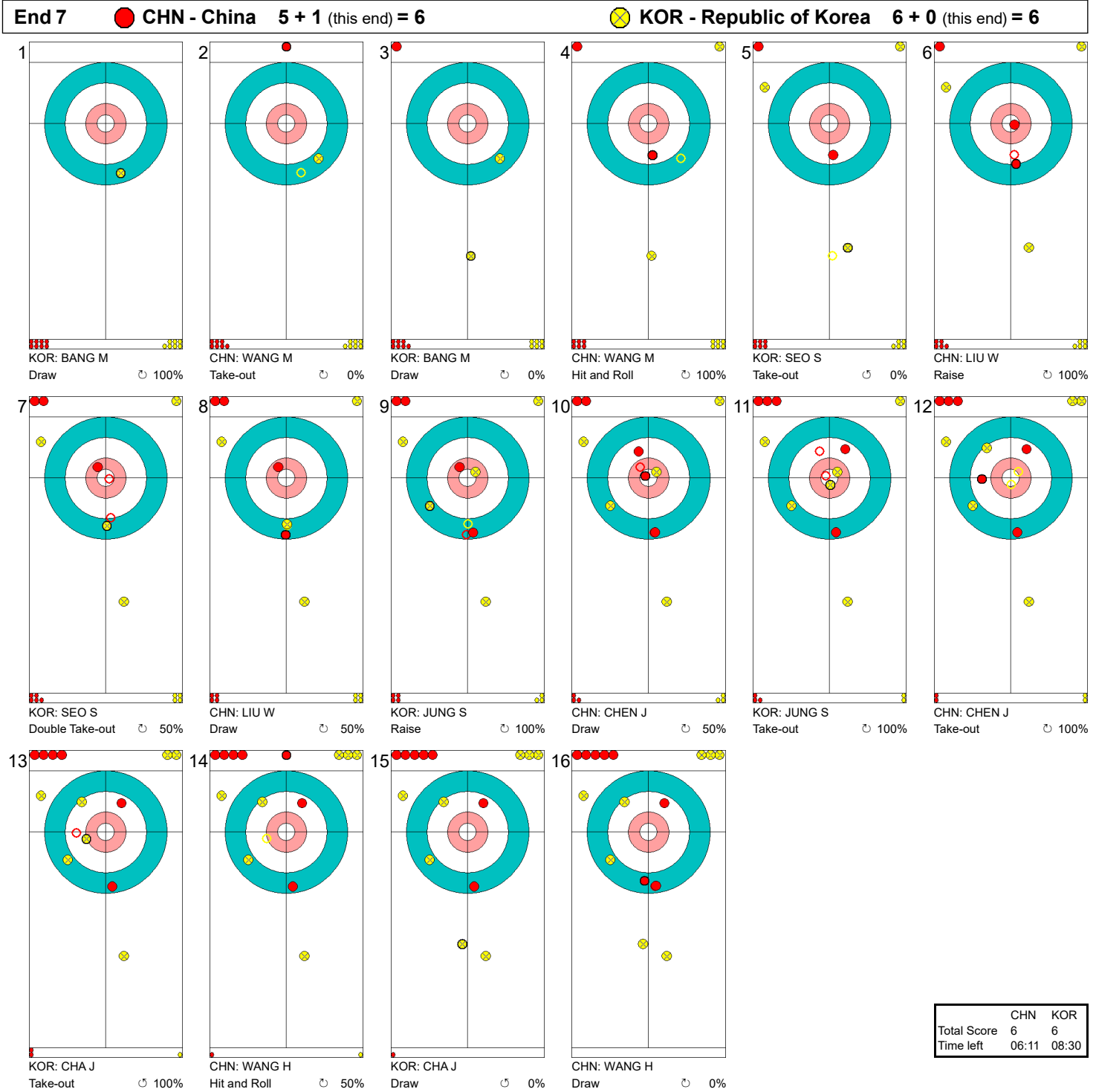


Legend:

 ↻ Clockwise ↺ Counter-clockwise - Not considered



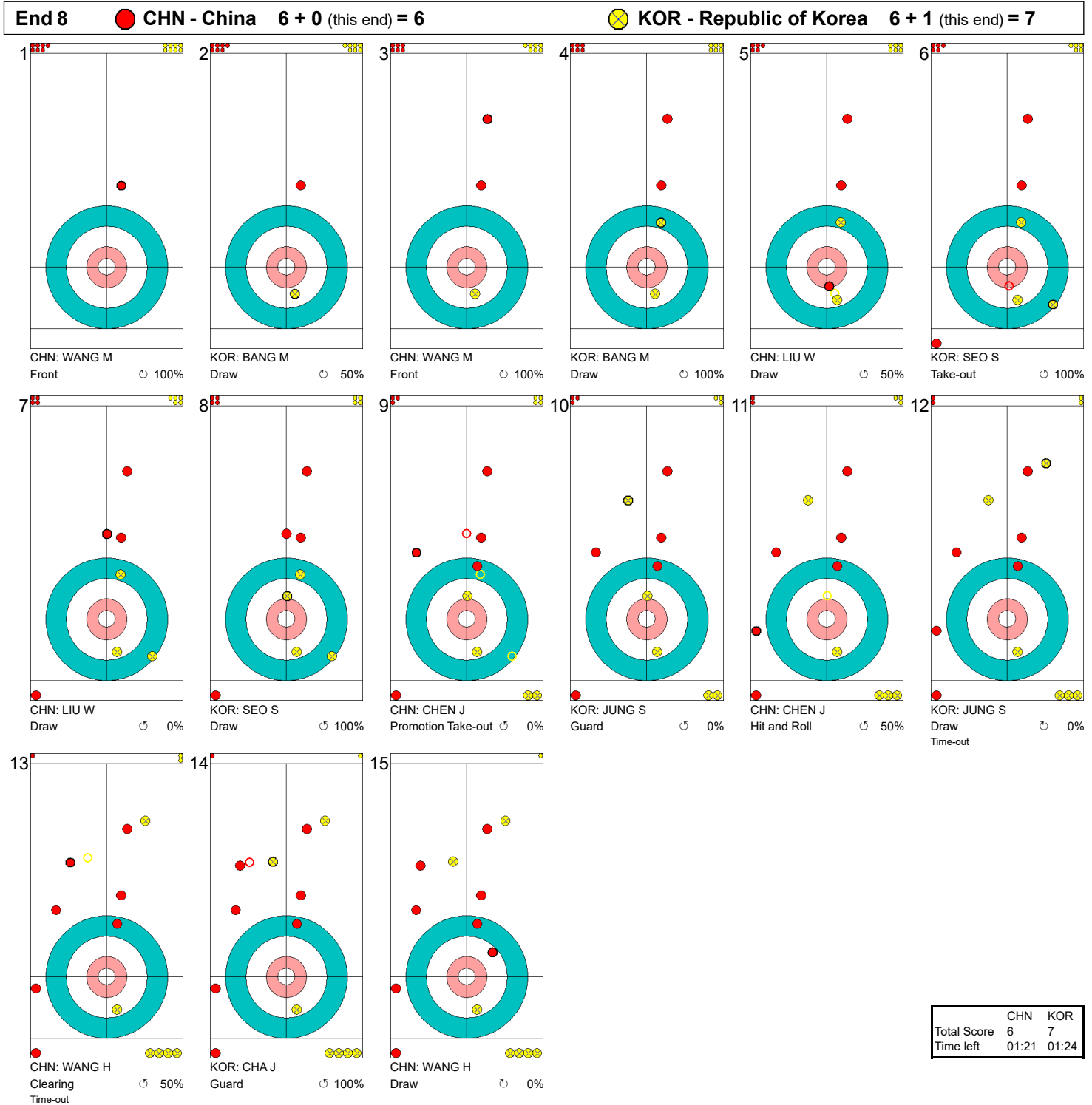
Game - Shot by Shot
게임-각각의 샷



Legend:
↻ Clockwise ↺ Counter-clockwise - Not considered



Game - Shot by Shot
게임-각각의 샷



Legend:
 ↻ Clockwise ↺ Counter-clockwise - Not considered



Game Results

대회 경기결과

Sheet	Game	Team	LSFE	1	2	3	4	5	6	7	8	Extra Ends	Total
C	11	CAN - Canada	*	0	0	1	1	1	0	3	2		8
	10	FIN - Finland		2	1	0	0	0	1	0	0		4

CAN - Canada			Shot Success	
			Game	All
4 S	IDESON Mark	M	55%	60%
3 V	FORREST Ina	F	55%	62%
2	THIESSEN Dennis	M	66%	62%
1	WRIGHT Marie	F	73%	66%
A	ANSEEUW Jamie	M	-	41%
Team Total			62%	62%

FIN - Finland			Shot Success	
			Game	All
4	KARJALAINEN Markku	M	45%	52%
3 V	JAASKELAINEN Yrjo Tapani	M	52%	48%
2 S	KARJALAINEN Sari	F	56%	52%
1	SAROSALO Riitta	F	69%	57%
A	LEPPANEN Vesa	M	-	48%
Team Total			55%	51%

Last Stone Draw		Distance
↻	IDESON Mark	14.5cm
↺	FORREST Ina	82.9cm
Total		97.4cm

Last Stone Draw		Distance
↻	KARJALAINEN Markku	145.5cm
↺	JAASKELAINEN Yrjo Tapani	20.2cm
Total		165.7cm

Time remaining: 1 minute 42 seconds
Time-out: End 7 - CAN stone 6

Time remaining: 0 minutes 43 seconds

Shot Success Analysis

CAN - Canada		↻	↺	Game	
4	IDESON Mark	Draws	5 60%	7 54%	12 56%
	Take-outs	3 50%	1 50%	4 50%	
	Total	8 56%	8 53%	16 55%	
3	FORREST Ina	Draws	7 57%	2 75%	9 61%
	Take-outs	4 31%	3 67%	7 46%	
	Total	11 48%	5 70%	16 55%	
2	THIESSEN Dennis	Draws	4 69%	3 83%	7 75%
	Take-outs	2 100%	7 46%	9 58%	
	Total	6 79%	10 58%	16 66%	
1	WRIGHT Marie	Draws	9 81%	2 38%	11 73%
	Take-outs	2 100%	2 50%	4 75%	
	Total	11 84%	4 44%	15 73%	
A	ANSEEUW Jamie	Draws	0 -	0 -	0 -
	Take-outs	0 -	0 -	0 -	
	Total	0 -	0 -	0 -	
Team	Draws	25 68%	14 61%	39 65%	
	Take-outs	11 61%	13 52%	24 56%	
	Total	36 66%	27 56%	63 62%	

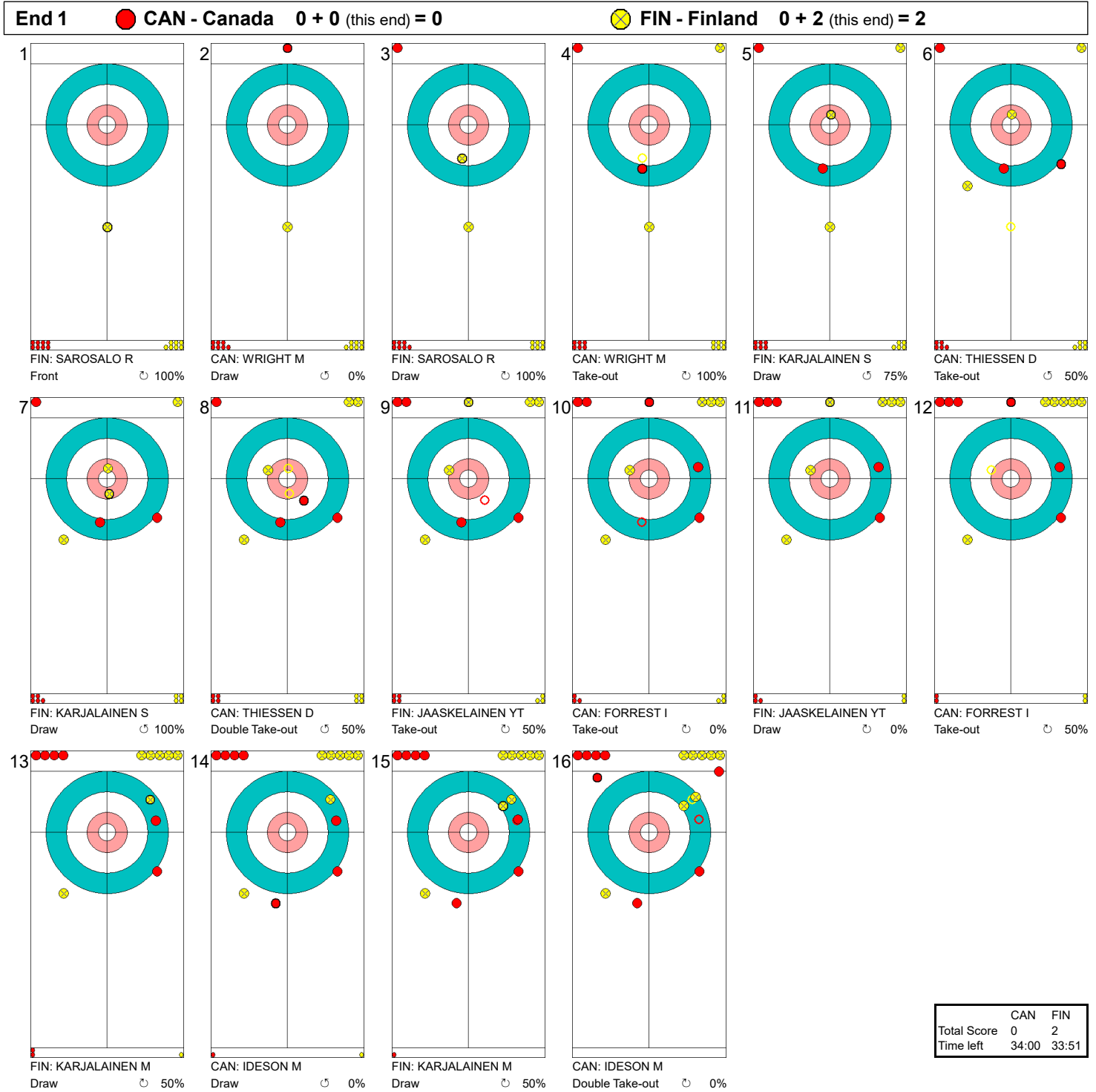
FIN - Finland		↻	↺	Game	
4	KARJALAINEN Markku	Draws	7 54%	2 88%	9 61%
	Take-outs	3 25%	4 25%	7 25%	
	Total	10 45%	6 46%	16 45%	
3	JAASKELAINEN Yrjo Tapani	Draws	7 46%	2 38%	9 44%
	Take-outs	4 44%	3 83%	7 61%	
	Total	11 45%	5 65%	16 52%	
2	KARJALAINEN Sari	Draws	4 88%	7 64%	11 73%
	Take-outs	4 25%	1 0%	5 20%	
	Total	8 56%	8 56%	16 56%	
1	SAROSALO Riitta	Draws	12 81%	2 50%	14 77%
	Take-outs	2 13%	0 -	2 13%	
	Total	14 71%	2 50%	16 69%	
A	LEPPANEN Vesa	Draws	0 -	0 -	0 -
	Take-outs	0 -	0 -	0 -	
	Total	0 -	0 -	0 -	
Team	Draws	30 68%	13 62%	43 66%	
	Take-outs	13 29%	8 44%	21 35%	
	Total	43 56%	21 55%	64 55%	

Note:
Position and function for each team member:
4 = Fourth, 3 = Third, 2 = Second, 1 = Lead, A = Alternate, S = Skip, V = Vice-Skip

Legend:
↻ Clockwise ↺ Counter-clockwise F Female
LSFE(*) Last Stone First End M Male



Game - Shot by Shot
게임-각각의 샷

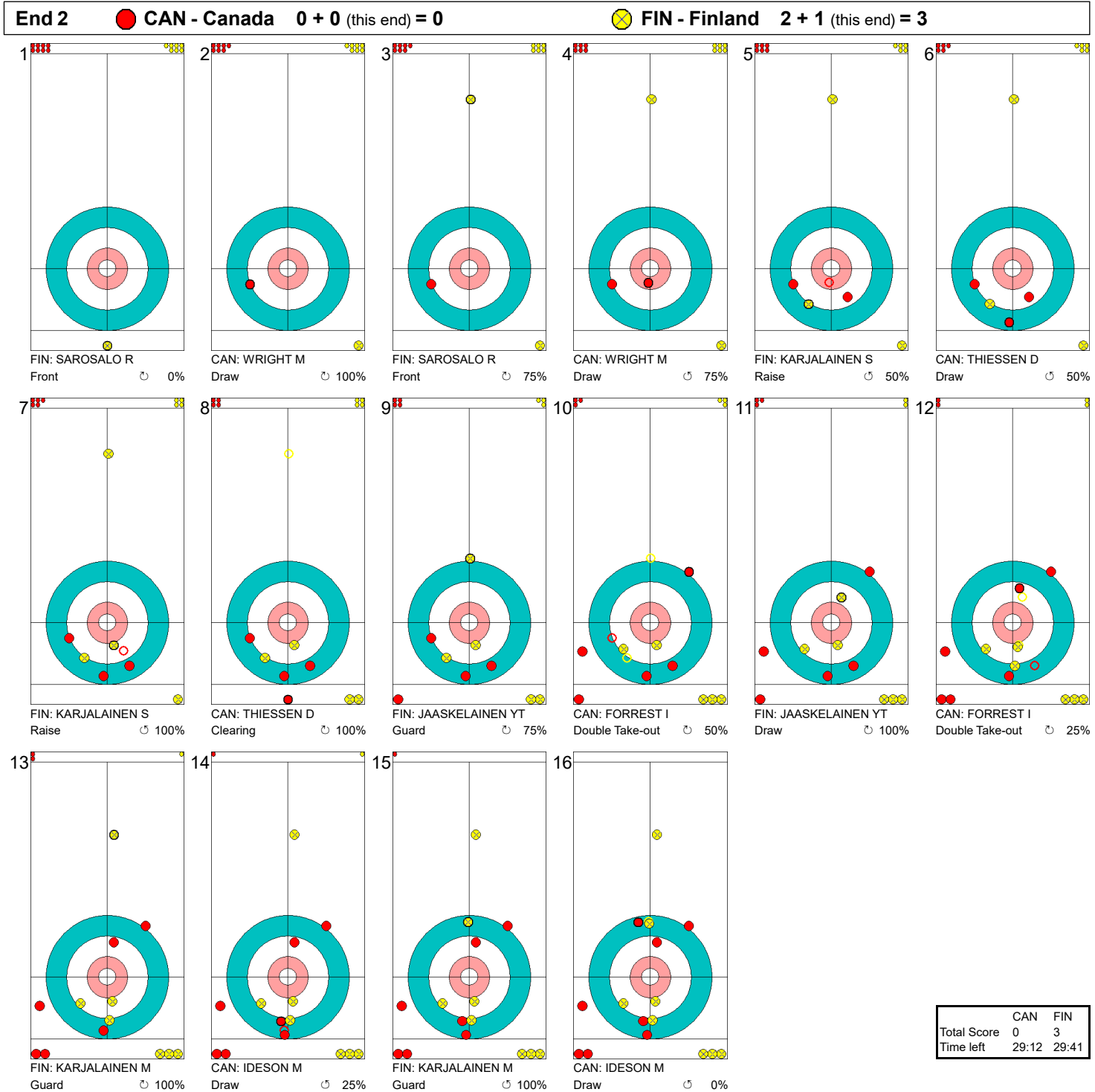


	CAN	FIN
Total Score	0	2
Time left	34:00	33:51

Legend:
 Clockwise
 Counter-clockwise
 - Not considered



Game - Shot by Shot
게임-각각의 샷



Legend:
 ↻ Clockwise ↺ Counter-clockwise - Not considered



Game - Shot by Shot
 게임-각각의 샷

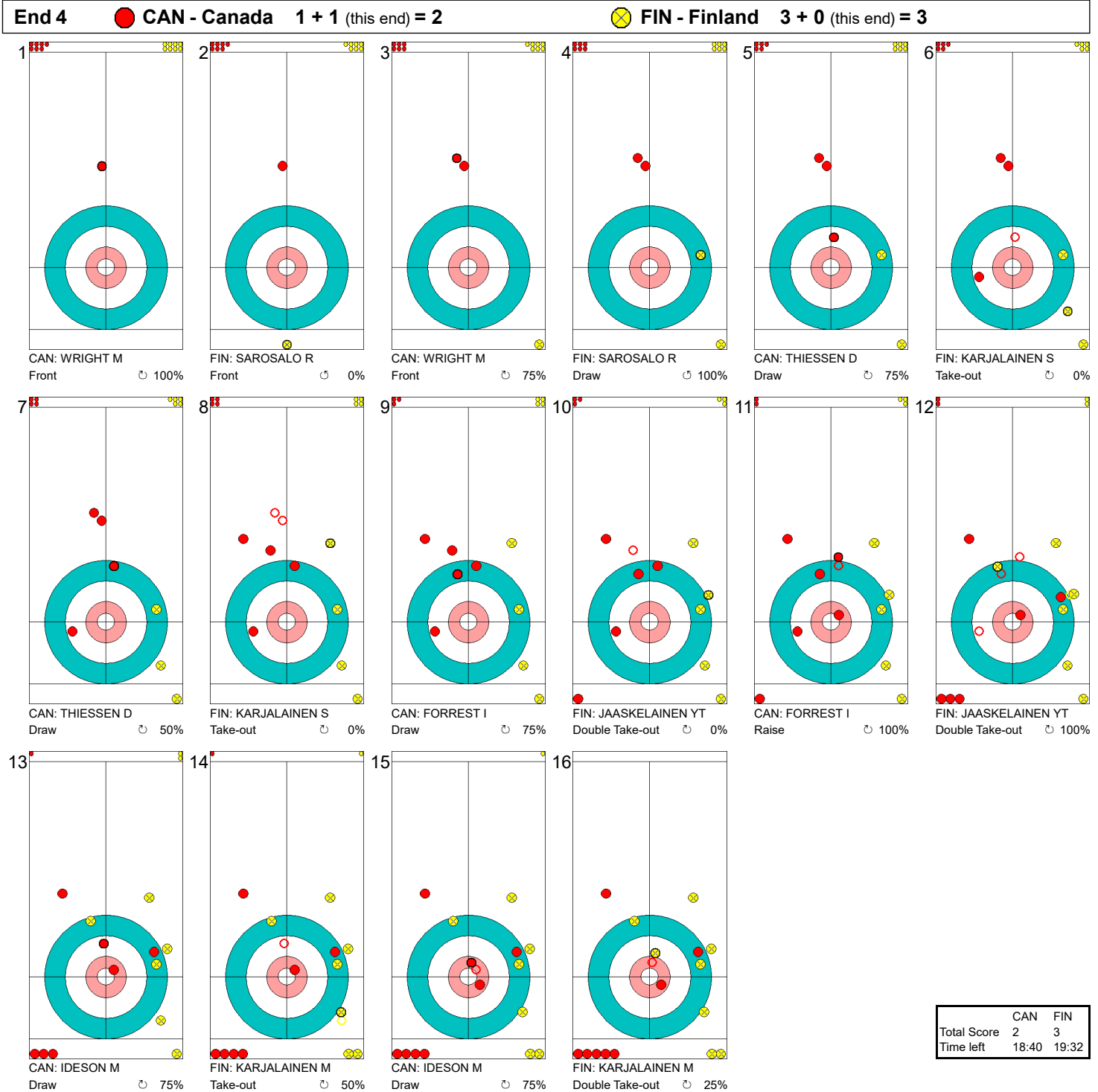


Legend:
 ↻ Clockwise ↺ Counter-clockwise - Not considered



Game - Shot by Shot

게임-각각의 샷

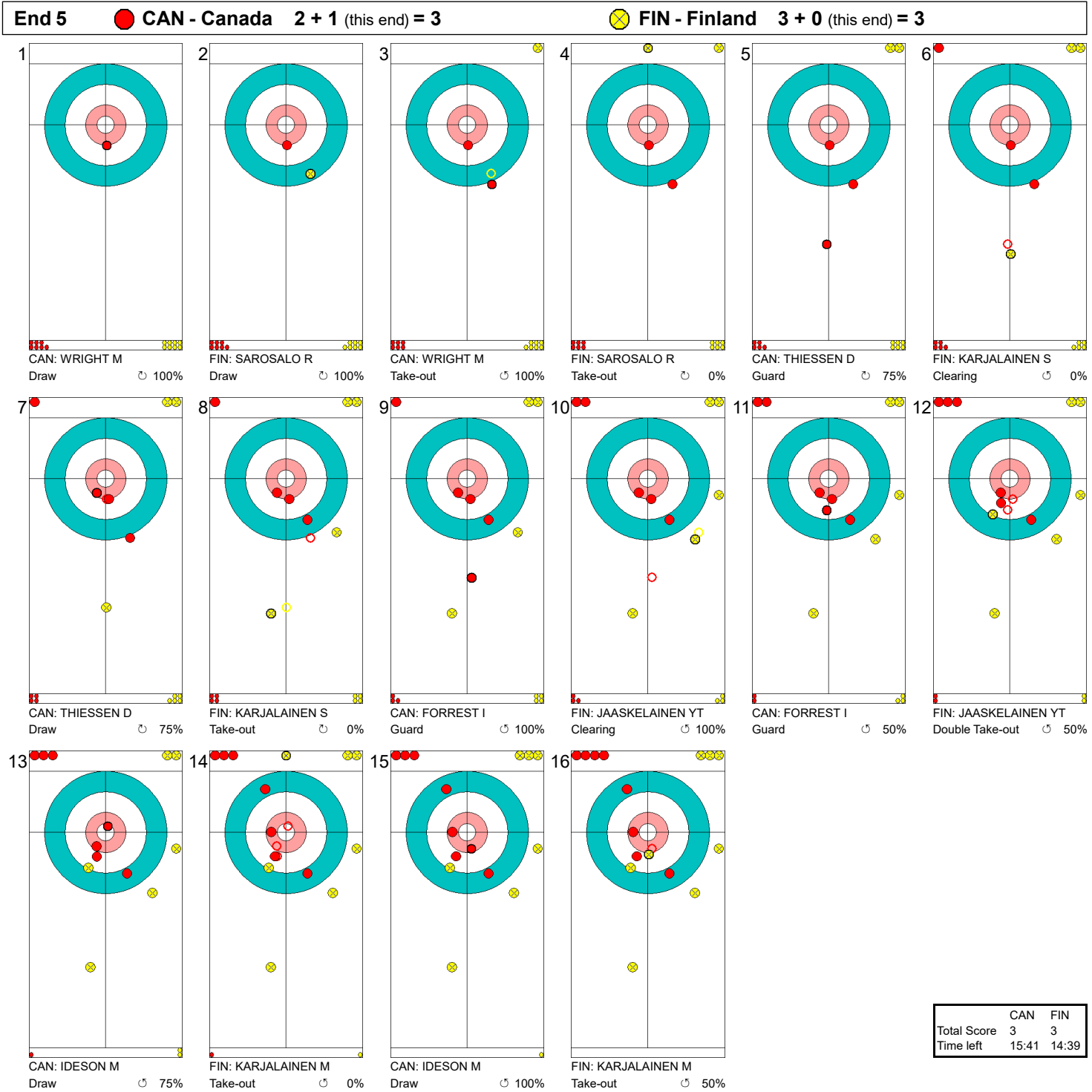


Legend:

↻	Clockwise	↺	Counter-clockwise	-	Not considered
---	-----------	---	-------------------	---	----------------



Game - Shot by Shot
게임-각각의 샷



	CAN	FIN
Total Score	3	3
Time left	15:41	14:39

Legend:
 Clockwise Counter-clockwise - Not considered



Game - Shot by Shot
게임-각각의 샷



Legend:
 ↻ Clockwise ↺ Counter-clockwise - Not considered



Game - Shot by Shot
게임-각각의 샷

End 7 ● **CAN - Canada** 3 + 3 (this end) = 6 ● **FIN - Finland** 4 + 0 (this end) = 4

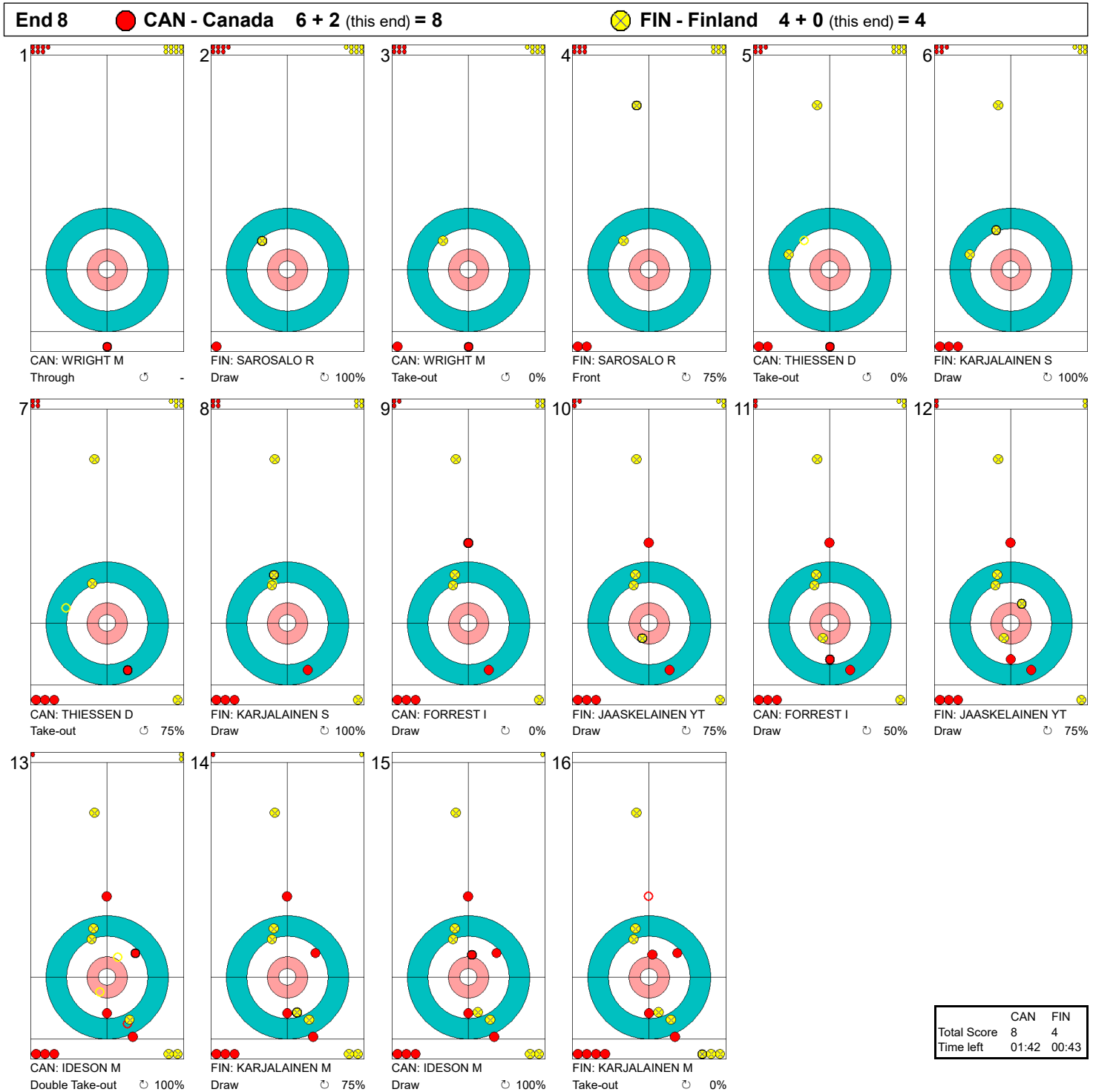


	CAN	FIN
Total Score	6	4
Time left	05:42	04:42

Legend:
 ↻ Clockwise ↺ Counter-clockwise - Not considered



Game - Shot by Shot
게임-각각의 샷



Legend:
 ↻ Clockwise ↺ Counter-clockwise - Not considered



Game Results

대회 경기결과

Sheet	Game	Team	LSFE	1	2	3	4	5	6	7	8	Extra Ends	Total
D	11	NPA - Neutral Paralympic Athletes	*	1	0	0	0	0	1	1	X		3
	10	SWE - Sweden		0	0	2	3	2	0	0	X		7

NPA - Neutral Paralympic Athletes			Shot Success	Game	All
4 S	KUROKHTIN Konstantin	M	30%		53%
3 V	ROMANOV Marat	M	53%		59%
2	SHEVCHENKO Alexander	M	77%		63%
1	SHCHUKINA Daria	F	59%		72%
A	MESHCHERIAKOV Andrei	M	-		59%
Team Total			56%		62%

SWE - Sweden			Shot Success	Game	All
4 S	PETTERSSON DAHL Viljo	M	65%		54%
3	PERSSON Ronny	M	50%		51%
2	ENGBORG Mats Ola	M	63%		57%
1 V	ULANDER Kicki	F	44%		63%
A	REPPE Zandra	F	-		71%
Team Total			55%		56%

Last Stone Draw		Distance
⌚	ROMANOV Marat	127.8cm
⌚	SHEVCHENKO Alexander	101.2cm
Total		229.0cm

Time remaining: 2 minutes 23 seconds
Time-out: End 8 - NPA stone 5

Last Stone Draw		Distance
⌚	PETTERSSON DAHL Viljo	141.2cm
⌚	PERSSON Ronny	199.6cm
Total		340.8cm

Time remaining: 3 minutes 7 seconds

Shot Success Analysis

NPA - Neutral Paralympic Athletes		⌚	⌚	Game	
4	KUROKHTIN Konstantin	Draws	5 15%	3 33%	8 22%
		Take-outs	6 42%	0 -	6 42%
		Total	11 30%	3 33%	14 30%
3	ROMANOV Marat	Draws	6 46%	5 60%	11 52%
		Take-outs	5 55%	0 -	5 55%
		Total	11 50%	5 60%	16 53%
2	SHEVCHENKO Alexander	Draws	7 79%	4 88%	11 82%
		Take-outs	5 65%	0 -	5 65%
		Total	12 73%	4 88%	16 77%
1	SHCHUKINA Daria	Draws	3 17%	12 75%	15 63%
		Take-outs	0 -	1 0%	1 0%
		Total	3 17%	13 69%	16 59%
A	MESHCHERIAKOV Andrei	Draws	0 -	0 -	0 -
		Take-outs	0 -	0 -	0 -
		Total	0 -	0 -	0 -
Team		Draws	21 45%	24 69%	45 58%
		Take-outs	16 53%	1 0%	17 50%
		Total	37 49%	25 66%	62 56%

SWE - Sweden		⌚	⌚	Game	
4	PETTERSSON DAHL Viljo	Draws	4 75%	2 0%	6 50%
		Take-outs	4 75%	3 83%	7 79%
		Total	8 75%	5 50%	13 65%
3	PERSSON Ronny	Draws	1 100%	3 92%	4 94%
		Take-outs	6 42%	5 25%	11 34%
		Total	7 50%	8 50%	15 50%
2	ENGBORG Mats Ola	Draws	3 58%	1 100%	4 69%
		Take-outs	5 65%	7 57%	12 60%
		Total	8 63%	8 63%	16 63%
1	ULANDER Kicki	Draws	11 48%	2 0%	13 40%
		Take-outs	2 88%	1 0%	3 58%
		Total	13 54%	3 0%	16 44%
A	REPPE Zandra	Draws	0 -	0 -	0 -
		Take-outs	0 -	0 -	0 -
		Total	0 -	0 -	0 -
Team		Draws	19 58%	8 47%	27 55%
		Take-outs	17 62%	16 48%	33 55%
		Total	36 60%	24 48%	60 55%

Note:
Position and function for each team member:
4 = Fourth, 3 = Third, 2 = Second, 1 = Lead, A = Alternate, S = Skip, V = Vice-Skip

Legend:
⌚ Clockwise ⌚ Counter-clockwise F Female
LSFE(*) Last Stone First End M Male X Unplayed/unfinished end due to concession



Game - Shot by Shot
 게임-각각의 샷

End 1 ● **NPA - NPA** **0 + 1** (this end) = **1** ● **SWE - Sweden** **0 + 0** (this end) = **0**

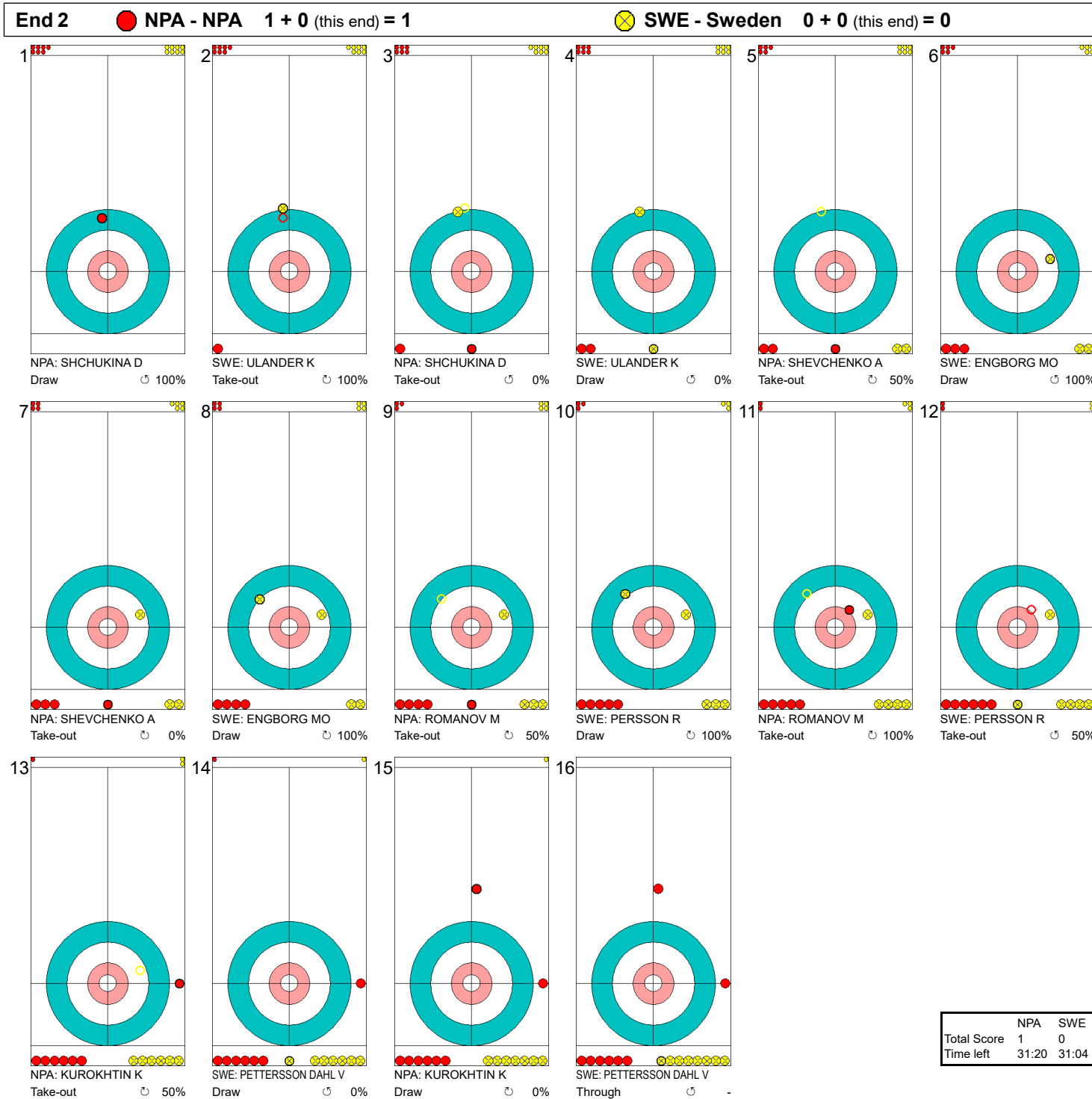


Legend:
 ↻ Clockwise ↺ Counter-clockwise - Not considered



Game - Shot by Shot

게임-각각의 샷

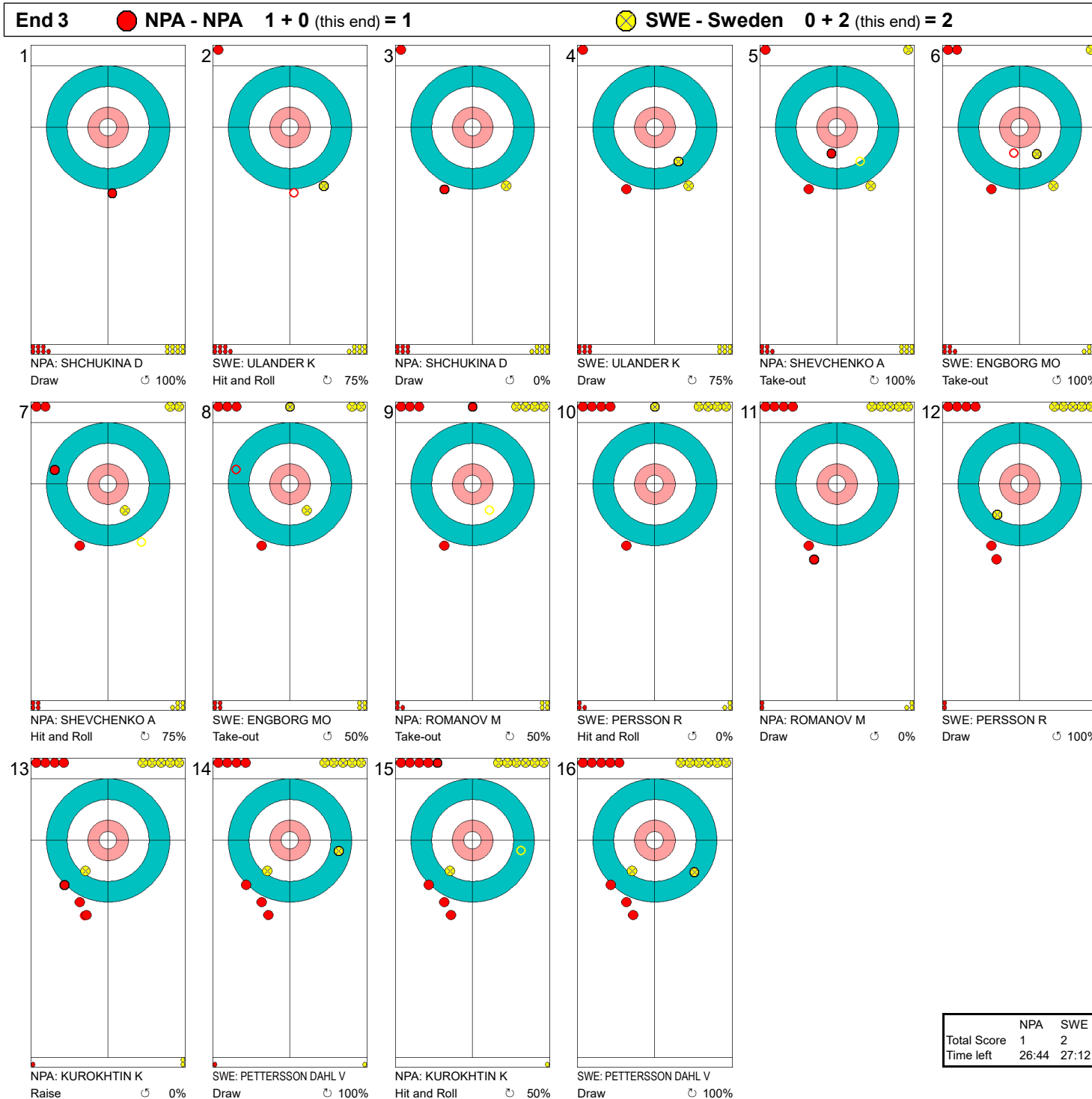


Legend:
 ↻ Clockwise ↺ Counter-clockwise - Not considered



Game - Shot by Shot

게임-각각의 샷



Legend:
 ↻ Clockwise ↺ Counter-clockwise - Not considered



Game - Shot by Shot
게임-각각의 샷

End 4 **NPA - NPA 1 + 0 (this end) = 1** **SWE - Sweden 2 + 3 (this end) = 5**



	NPA	SWE
Total Score	1	5
Time left	21:55	21:49

Legend:
 ↻ Clockwise ↺ Counter-clockwise - Not considered



Game - Shot by Shot

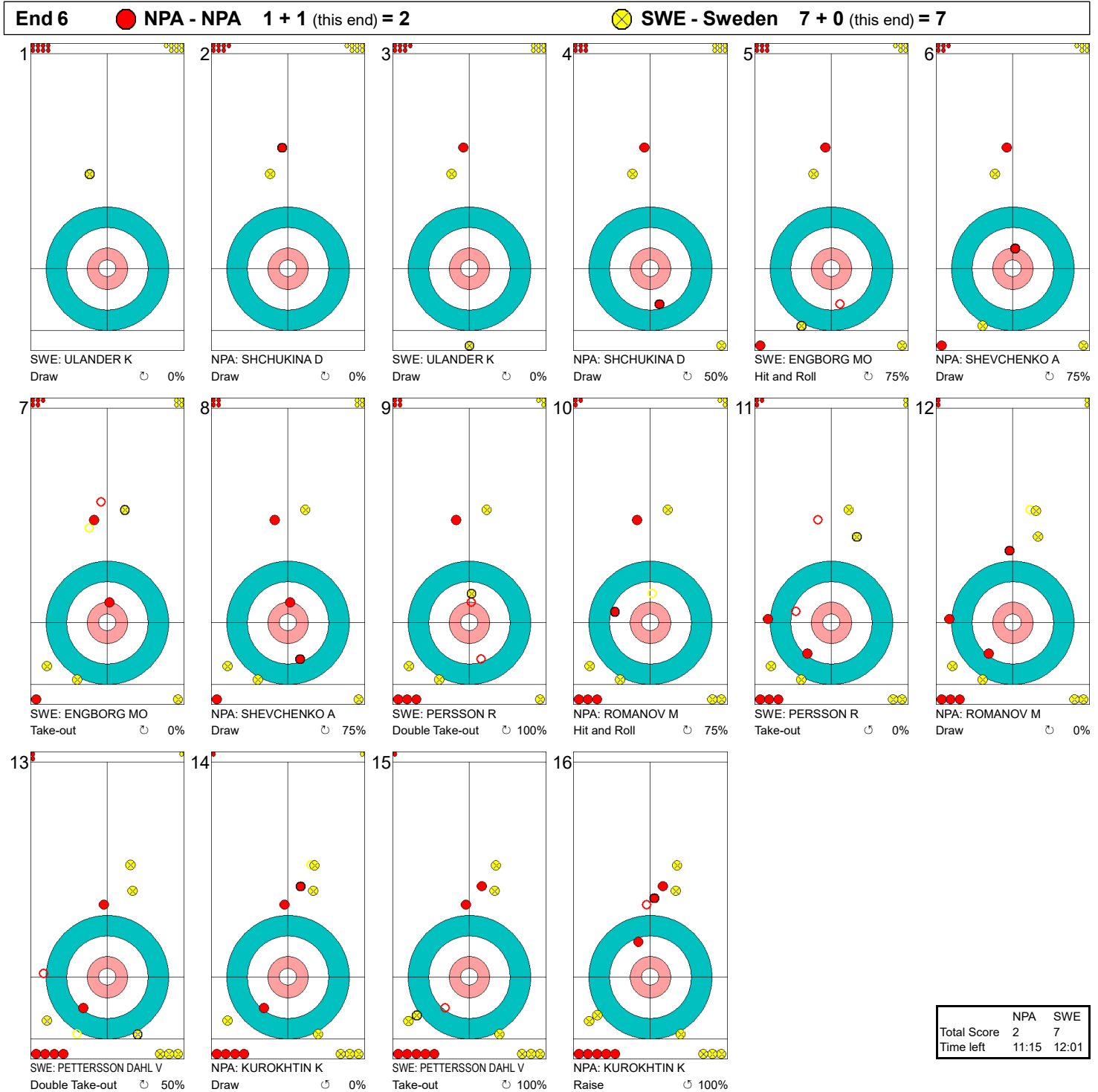
게임-각각의 샷



Legend:
 ↻ Clockwise ↺ Counter-clockwise - Not considered



Game - Shot by Shot
게임-각각의 샷

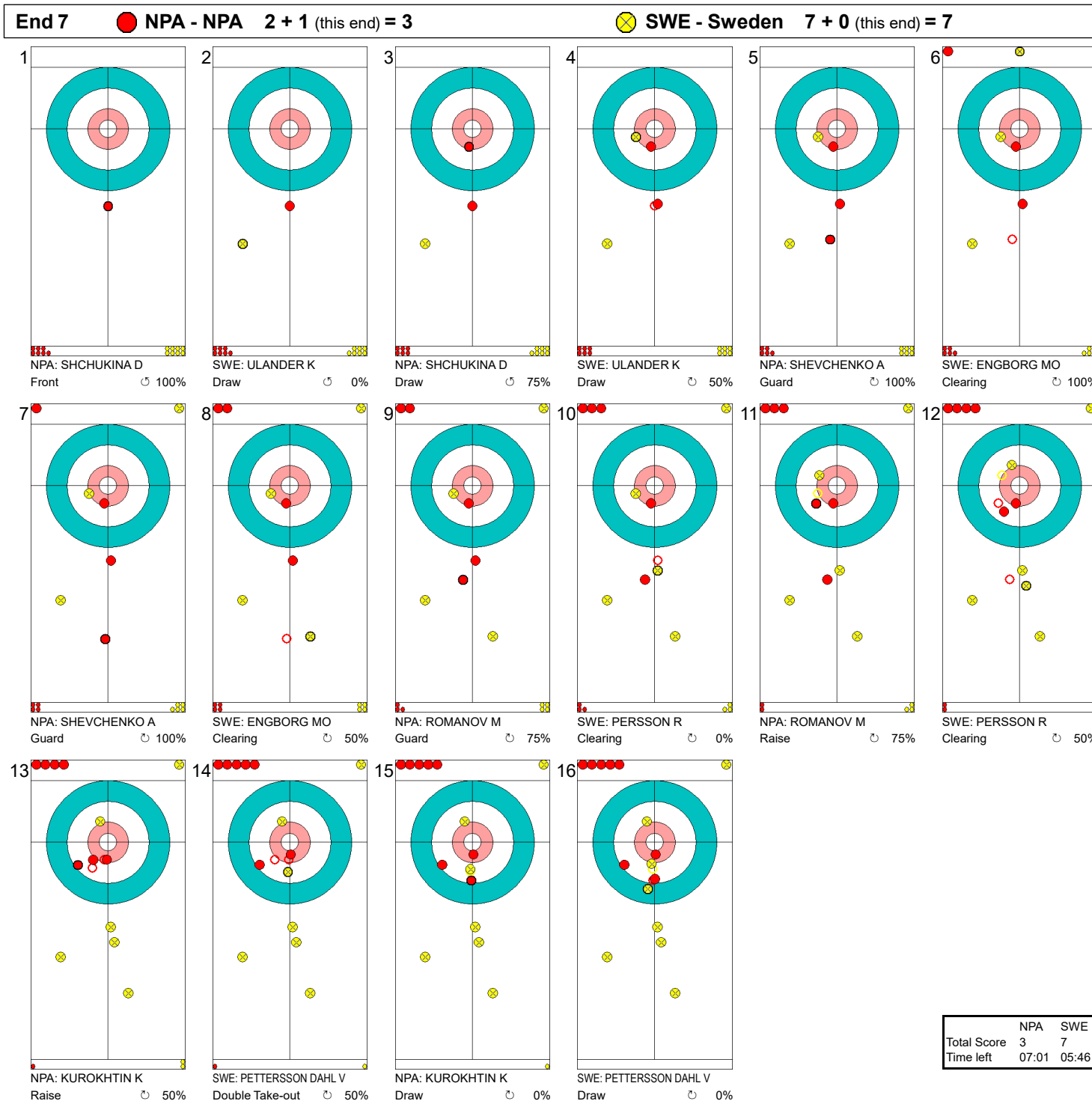


Legend:
 ↻ Clockwise ↺ Counter-clockwise - Not considered



Game - Shot by Shot

게임-각각의 샷

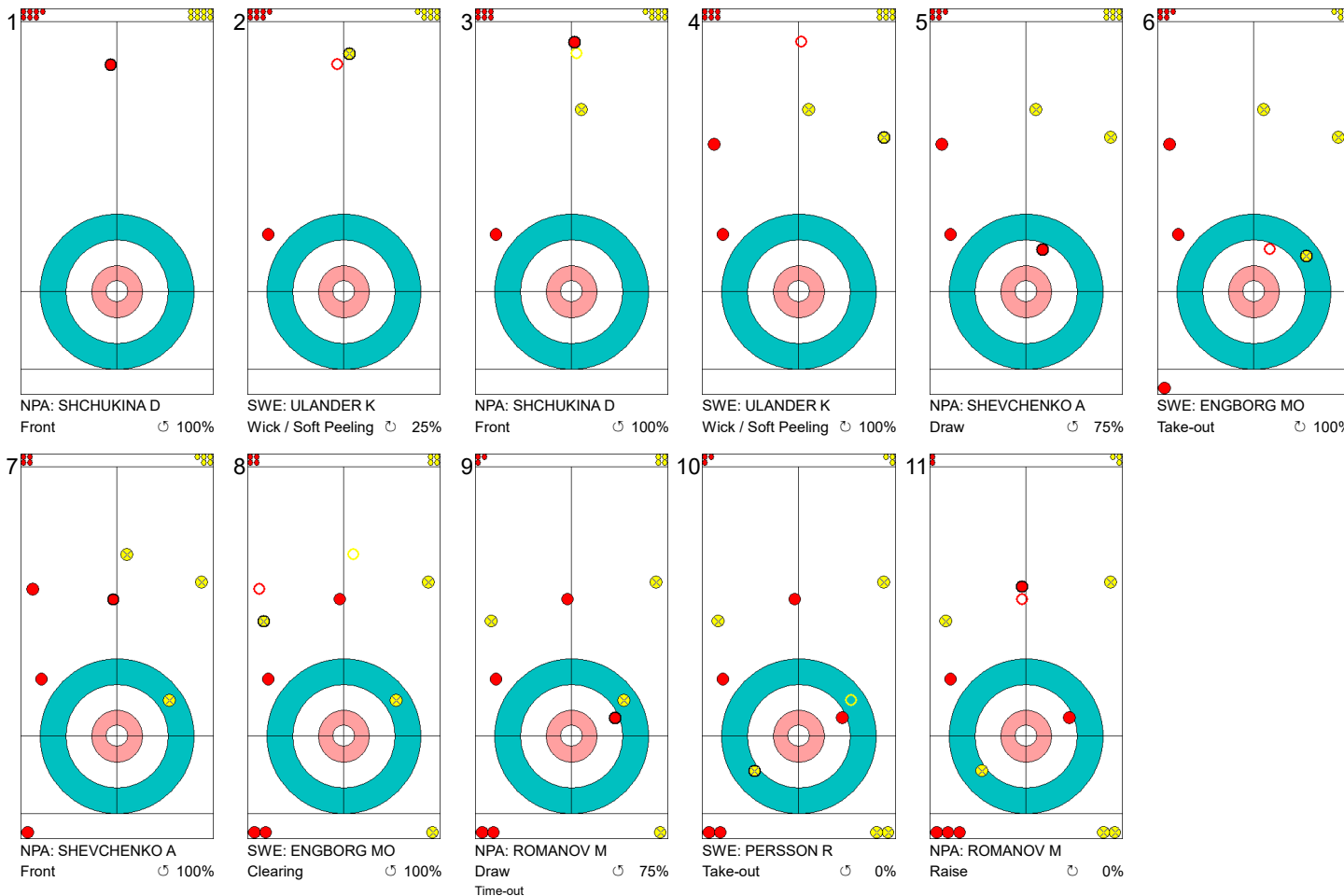


Legend:
 ↻ Clockwise ↺ Counter-clockwise - Not considered



Game - Shot by Shot
 게임-각각의 샷

End 8 ● **NPA - NPA** 3 + X (this end) = 3 ● **SWE - Sweden** 7 + X (this end) = 7



	NPA	SWE
Total Score	3	7
Time left	02:23	03:07

Legend:
 ↻ Clockwise ↺ Counter-clockwise - Not considered
 X Unfinished end due to concession



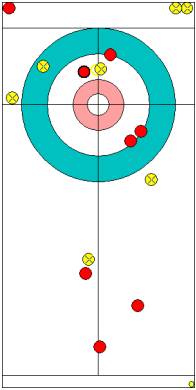
Most Important Shots

승부 유효 샷

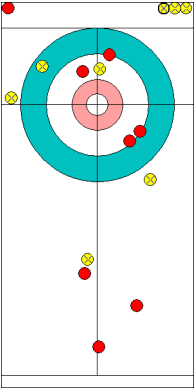
Sheet	Game	Team	LSFE	1	2	3	4	5	6	7	8	Extra Ends	Total	
A	11	NOR - Norway	●	*	1	0	1	0	1	0	1	2	1	7
	10	SVK - Slovakia	●		0	2	0	3	0	1	0	0	0	6

Most Important Shot:

Slovakian Fourth PITONAK D attempted a Draw to the four foot but was heavy and slid through the house, leaving a measure to determine that team Norway had stolen the end and won the game.



Before



After

End: 9

Team: SVK - Slovakia

Player: PITONAK Dusan

Team Stone: 1 2 3 4 5 6 7 ⑧

Task: Draw

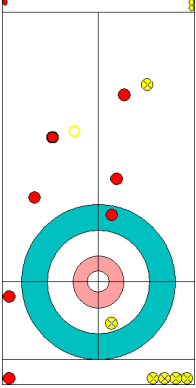
Rotation: ↻

Shot Success: 0%

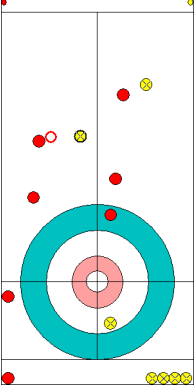
Sheet	Game	Team	LSFE	1	2	3	4	5	6	7	8	Extra Ends	Total
B	10	CHN - People's Republic of China	●		0	1	0	4	0	0	1	0	6
	11	KOR - Republic of Korea	●	*	2	0	1	0	1	2	0	1	7

Most Important Shot:

Having the last stone advantage in the last end, team Korea chose to play a Guard to block the way to the house. They placed it in the perfect position, forcing then team China to play a difficult draw, on which they failed, resulting in a win for the Korean team.



Before



After

End: 8

Team: KOR - Republic of Korea

Player: CHA Jaegoan

Team Stone: 1 2 3 4 5 6 ⑦ 8

Task: Guard

Rotation: ↻

Shot Success: 100%



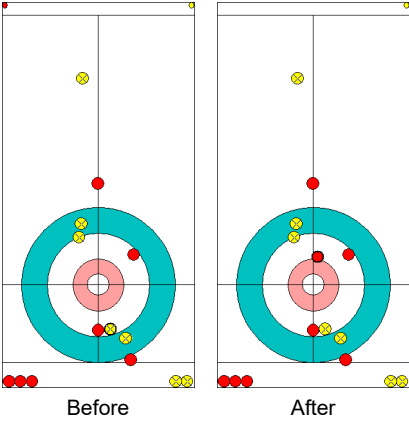
Most Important Shots

승부 유효 샷

Sheet	Game	Team	LSFE	1	2	3	4	5	6	7	8	Extra Ends	Total
C	11	CAN - Canada	●	*	0	0	1	1	1	0	3	2	8
	10	FIN - Finland	●		2	1	0	0	0	1	0	0	4

Most Important Shot:

After the Finnish team dominated the first part of the eighth end, Canadian Skip IDESON M played a perfect Draw to the four foot behind cover to save the end and to secure the win.



Before After

End: 8

Team: CAN - Canada

Player: IDESON Mark

Team Stone: 1 2 3 4 5 6 7 ⑧

Task: Draw

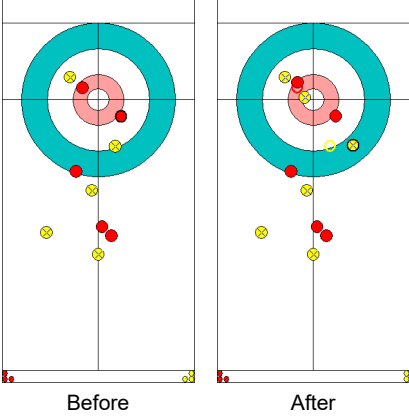
Rotation: ⤵

Shot Success: 100%

Sheet	Game	Team	LSFE	1	2	3	4	5	6	7	8	Extra Ends	Total
D	11	NPA - Neutral Paralympic Athletes	●	*	1	0	0	0	0	1	1	X	3
	10	SWE - Sweden	●		0	0	2	3	2	0	0	X	7

Most Important Shot:

In an end that looked good for team NPA, having two covered shot stones in the four foot, the Swedish Third PERSSON R managed to play a nice Raise to sit in scoring position. This shot eventually led to a steal of 2 points for team Sweden in the fifth end, increasing their lead.



Before After

End: 5

Team: SWE - Sweden

Player: PERSSON Ronny

Team Stone: 1 2 3 4 5 ⑥ 7 8

Task: Raise

Rotation: ⤵

Shot Success: 100%

Legend:
 ⤵ Clockwise ⤴ Counter-clockwise **LSFE(*)** Last Stone First End
 X Unplayed/unfinished end due to concession



Session Results and Standings

세션 결과 및 순위

Sheet	Game	Team	LSFE	1	2	3	4	5	6	7	8	Extra Ends	Total
A	10	CAN - Canada	*	0	0	3	1	0	1	1	X		6
	10	GER - Germany		1	0	0	0	1	0	0	X		2
B	10	SUI - Switzerland		0	0	1	2	0	0	1	0		4
	10	NPA - Neutral Paralympic Athletes	*	2	1	0	0	1	1	0	1		6
C	10	USA - United States of America	*	0	1	1	0	0	2	0	0		4
	10	NOR - Norway		1	0	0	2	1	0	0	1		5
D	10	GBR - Great Britain		1	0	0	2	1	0	0	0		4
	10	KOR - Republic of Korea	*	0	2	0	0	0	1	1	1		5

Current Standings

Rank	Team	Games	Wins	Losses	
1	CHN - People's Republic of China	9	8	1	Q
2	CAN - Canada	10	8	2	Q
2	KOR - Republic of Korea	10	8	2	Q
4	NOR - Norway	10	6	4	
5	GBR - Great Britain	10	5	5	
5	NPA - Neutral Paralympic Athletes	10	5	5	
5	SUI - Switzerland	10	5	5	
8	GER - Germany	10	4	6	
9	SVK - Slovakia	9	3	6	
10	FIN - Finland	9	2	7	
10	SWE - Sweden	9	2	7	
12	USA - United States of America	10	2	8	

Note:

Under WCF rules, tie-breaking rules for standings are not applied until after the last game of the round robin.

Legend:

LSFE(*) Last Stone First End Q Qualified for the semi-finals X Unplayed/unfinished end due to concession



Game Results

대회 경기결과

Sheet	Game	Team	LSFE	1	2	3	4	5	6	7	8	Extra Ends	Total
A	10	CAN - Canada	*	0	0	3	1	0	1	1	X		6
	10	GER - Germany		1	0	0	0	1	0	0	X		2

CAN - Canada			Shot Success	Game	All
4 S	IDESON Mark	M	67%	61%	
3 V	FORREST Ina	F	61%	63%	
2	THIESSEN Dennis	M	75%	61%	
1	WRIGHT Marie	F	68%	65%	
A	ANSEEUW Jamie	M	-	41%	
Team Total			68%	62%	

GER - Germany			Shot Success	Game	All
4 S	PUTZICH Christiane	F	34%	50%	
3	PAVEL Harry	M	61%	57%	
2 V	MEISSNER Wolf	M	48%	50%	
1	MELCHIOR Heike	F	55%	61%	
A	SCHLITT Martin	M	-	43%	
Team Total			50%	54%	

Last Stone Draw		Distance
⌚	IDESON Mark	51.9cm
⌚	FORREST Ina	95.6cm
Total		147.5cm

Time remaining: 8 minutes 7 seconds

Last Stone Draw		Distance
⌚	PUTZICH Christiane	199.6cm
⌚	MELCHIOR Heike	199.6cm
Total		399.2cm

Time remaining: 3 minutes 44 seconds

Shot Success Analysis

CAN - Canada		⌚	⌚	Game	
4	IDESON Mark	Draws	4 63%	4 63%	8 63%
		Take-outs	2 88%	2 63%	4 75%
		Total	6 71%	6 63%	12 67%
3	FORREST Ina	Draws	4 44%	4 81%	8 63%
		Take-outs	2 25%	4 75%	6 58%
		Total	6 38%	8 78%	14 61%
2	THIESSEN Dennis	Draws	1 100%	4 69%	5 75%
		Take-outs	4 63%	6 83%	10 75%
		Total	5 70%	10 78%	15 75%
1	WRIGHT Marie	Draws	5 70%	3 67%	8 69%
		Take-outs	1 50%	5 70%	6 67%
		Total	6 67%	8 69%	14 68%
A	ANSEEUW Jamie	Draws	0 -	0 -	0 -
		Take-outs	0 -	0 -	0 -
		Total	0 -	0 -	0 -
Team		Draws	14 63%	15 70%	29 66%
		Take-outs	9 58%	17 75%	26 69%
		Total	23 61%	32 73%	55 68%

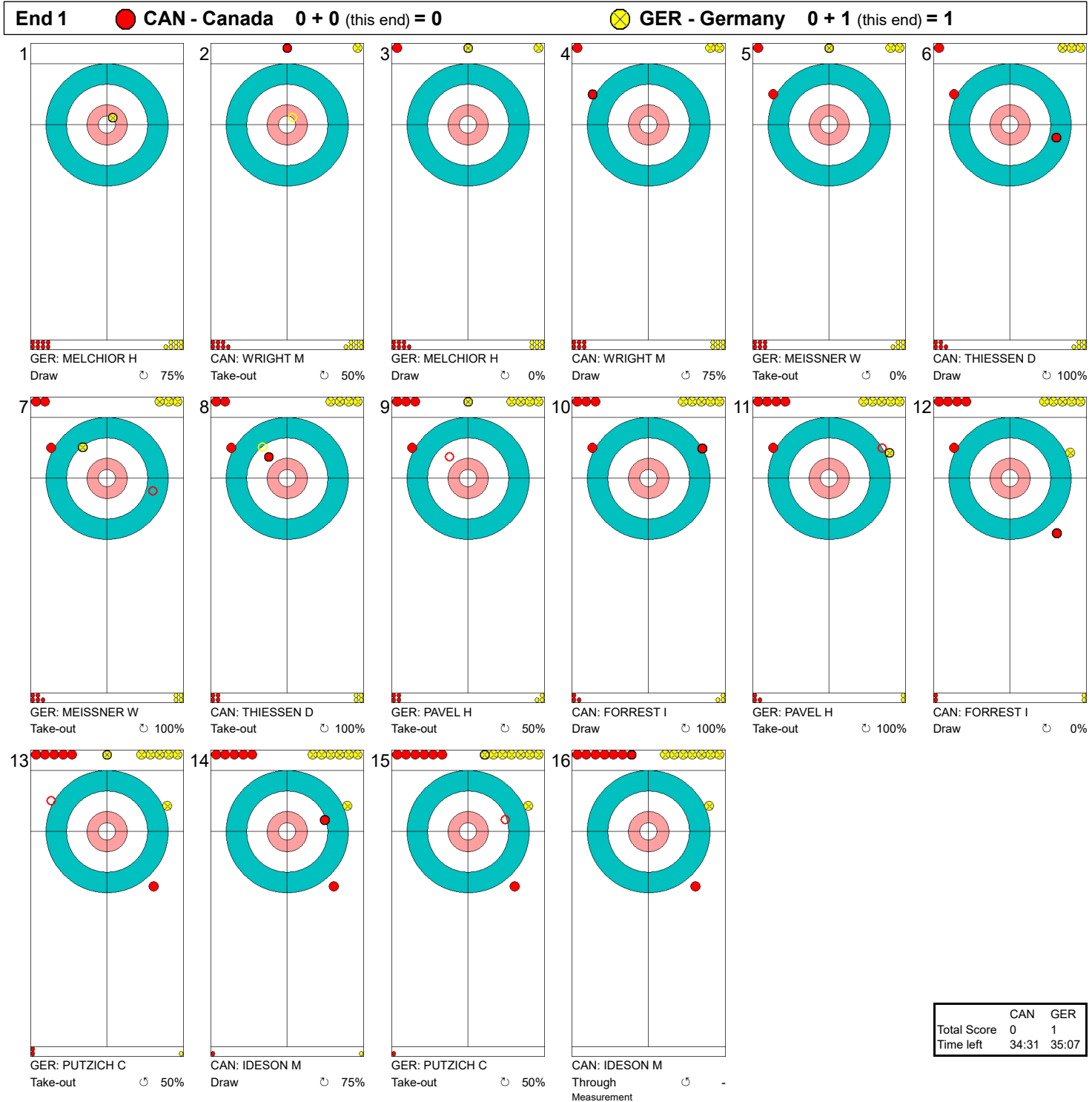
GER - Germany		⌚	⌚	Game	
4	PUTZICH Christiane	Draws	1 50%	1 100%	2 75%
		Take-outs	8 28%	4 25%	12 27%
		Total	9 31%	5 40%	14 34%
3	PAVEL Harry	Draws	1 75%	3 92%	4 88%
		Take-outs	6 42%	4 63%	10 50%
		Total	7 46%	7 75%	14 61%
2	MEISSNER Wolf	Draws	1 75%	6 17%	7 25%
		Take-outs	4 100%	4 38%	8 69%
		Total	5 95%	10 25%	15 48%
1	MELCHIOR Heike	Draws	10 50%	4 69%	14 55%
		Take-outs	1 100%	1 0%	2 50%
		Total	11 55%	5 55%	16 55%
A	SCHLITT Martin	Draws	0 -	0 -	0 -
		Take-outs	0 -	0 -	0 -
		Total	0 -	0 -	0 -
Team		Draws	13 54%	14 54%	27 54%
		Take-outs	19 51%	13 38%	32 46%
		Total	32 52%	27 46%	59 50%

Note:
Position and function for each team member:
4 = Fourth, 3 = Third, 2 = Second, 1 = Lead, A = Alternate, S = Skip, V = Vice-Skip

Legend:
⌚ Clockwise ⌚ Counter-clockwise F Female
LSFE(*) Last Stone First End M Male X Unplayed/unfinished end due to concession



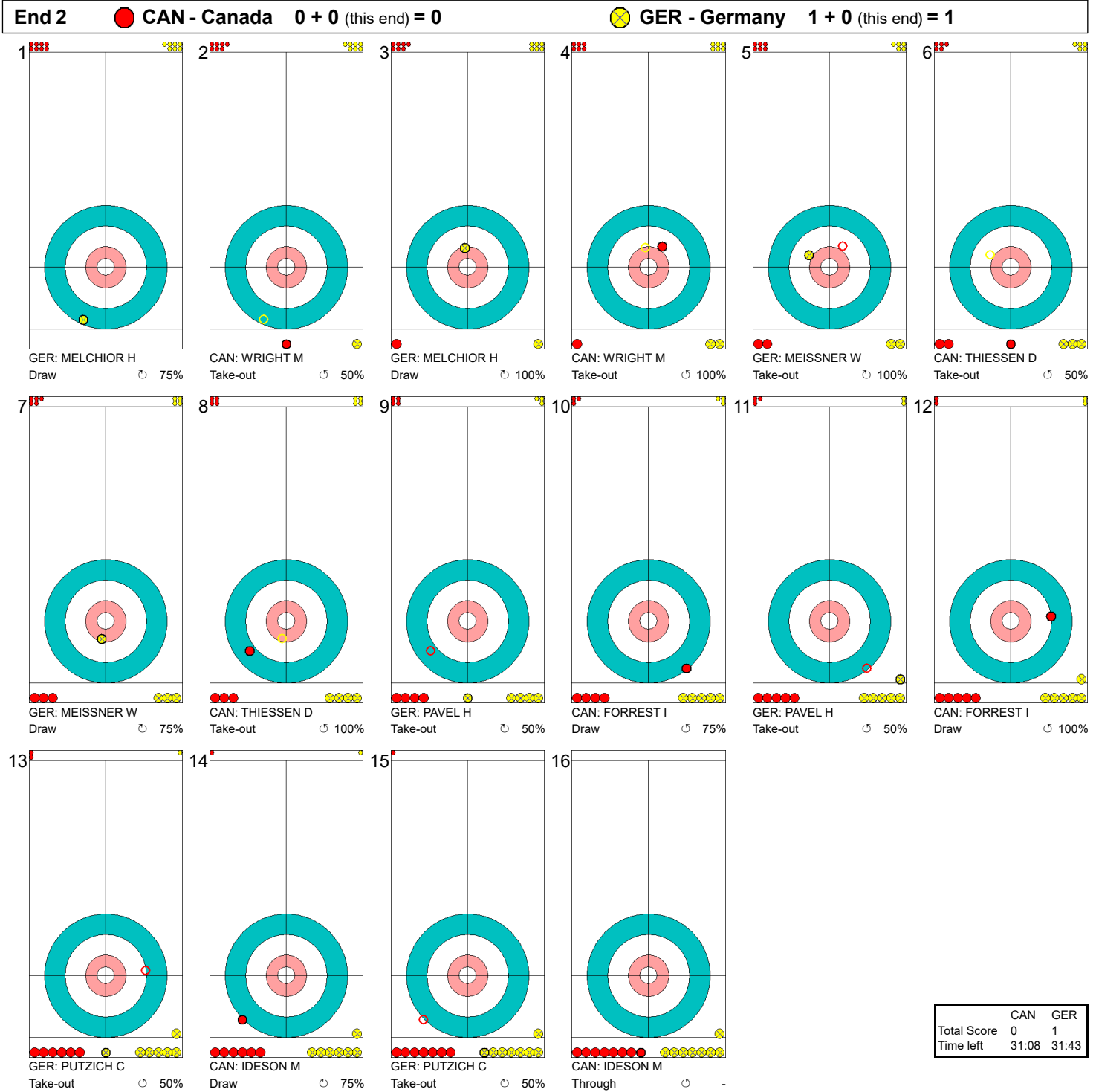
Game - Shot by Shot
게임-각각의 샷



Legend:
 ↻ Clockwise ↺ Counter-clockwise - Not considered



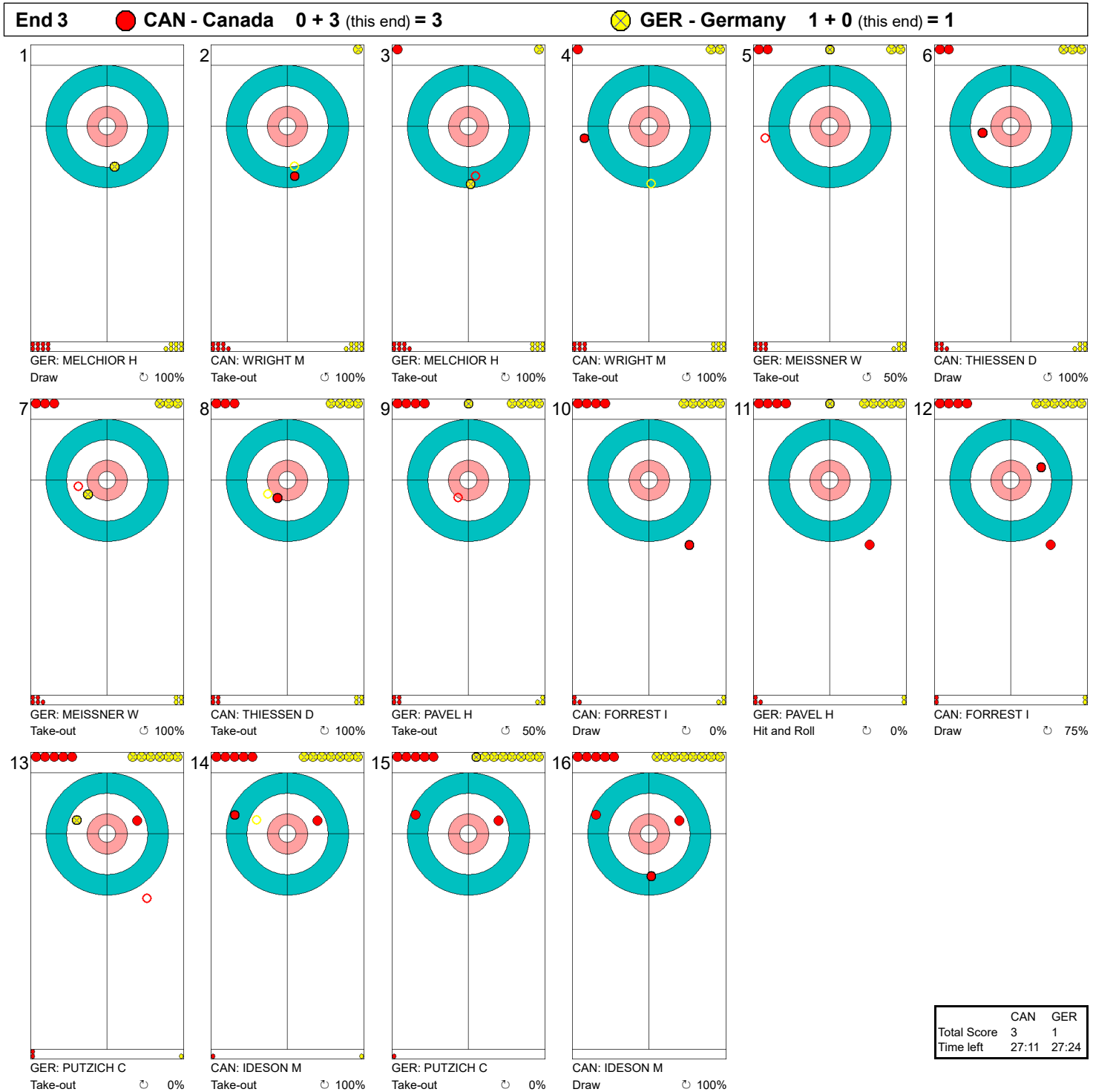
Game - Shot by Shot
게임-각각의 샷



Legend:
 ↻ Clockwise ↺ Counter-clockwise - Not considered



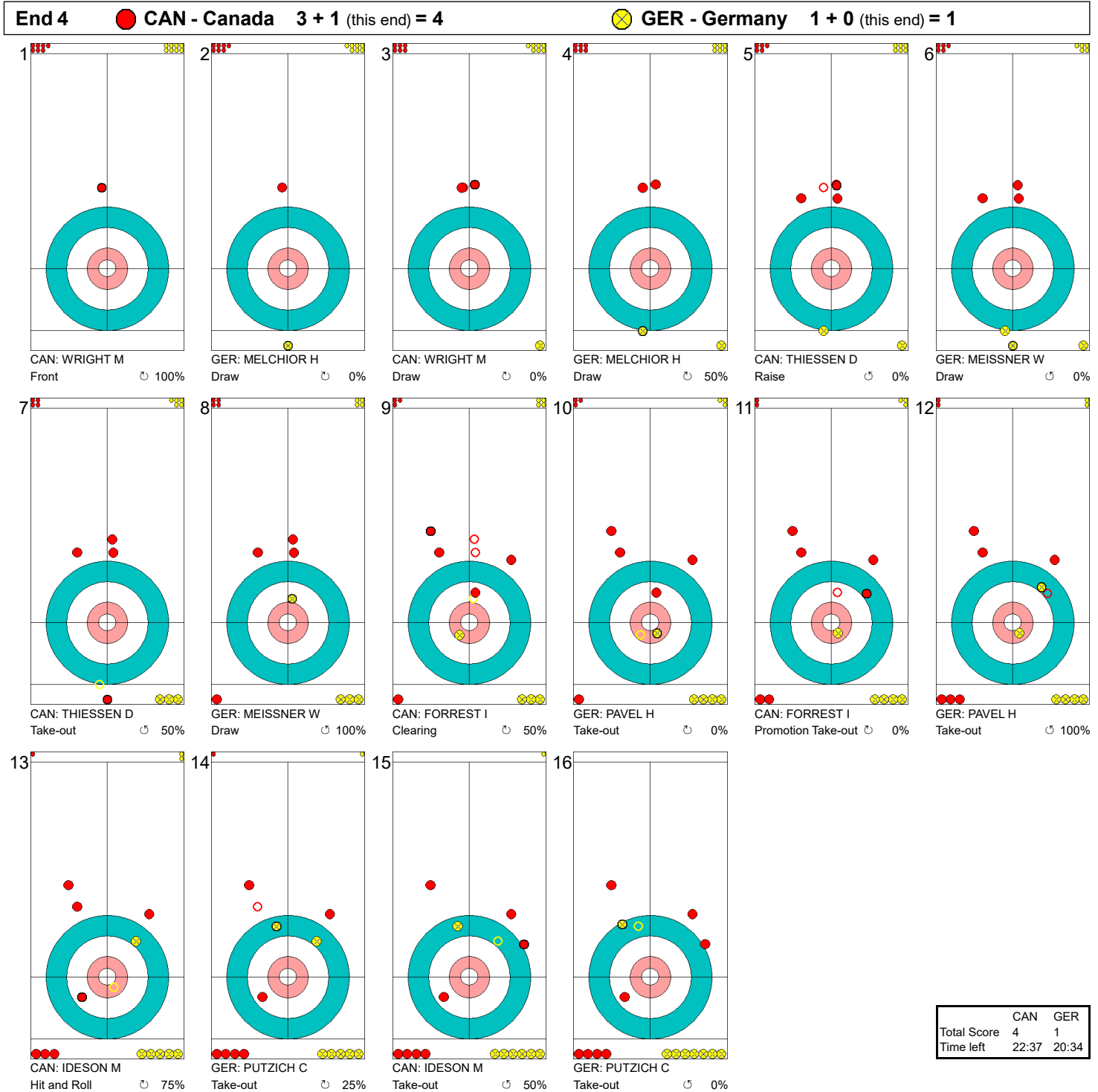
Game - Shot by Shot
게임-각각의 샷



Legend:
 ↻ Clockwise ↺ Counter-clockwise - Not considered



Game - Shot by Shot
게임-각각의 샷



Legend:
 ↻ Clockwise ↺ Counter-clockwise - Not considered

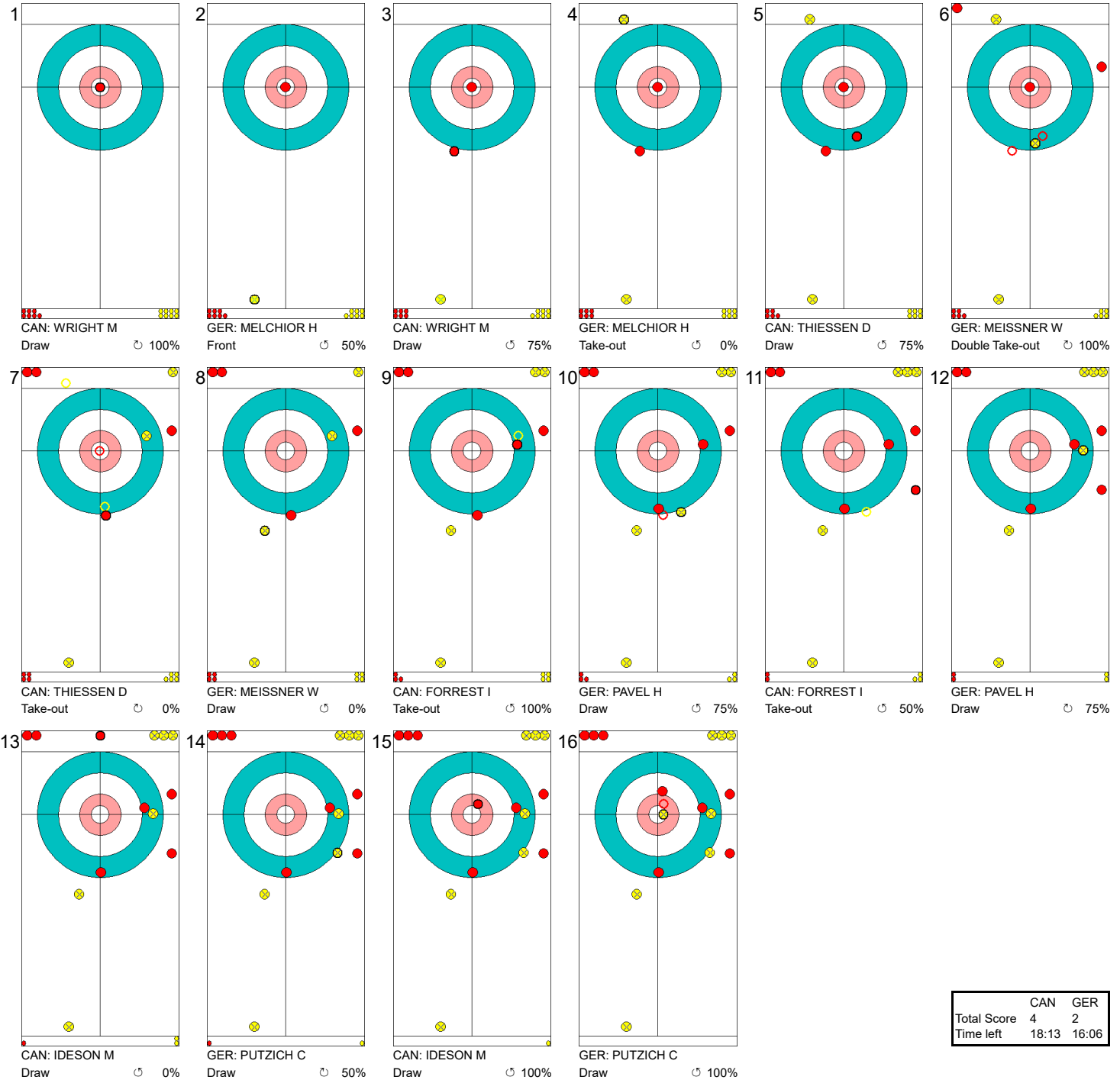


Game - Shot by Shot

게임-각각의 샷

End 5 **CAN - Canada** 4 + 0 (this end) = 4

GER - Germany 1 + 1 (this end) = 2



	CAN	GER
Total Score	4	2
Time left	18:13	16:06

Legend:
 ↻ Clockwise ↺ Counter-clockwise - Not considered



Game - Shot by Shot
게임-각각의 샷

End 6 **CAN - Canada 4 + 1 (this end) = 5** **GER - Germany 2 + 0 (this end) = 2**



	CAN	GER
Total Score	5	2
Time left	13:09	10:34

Legend:
 ↻ Clockwise ↺ Counter-clockwise - Not considered



Game - Shot by Shot

게임-각각의 샷

End 7 ● CAN - Canada 5 + 1 (this end) = 6 ⊗ GER - Germany 2 + 0 (this end) = 2

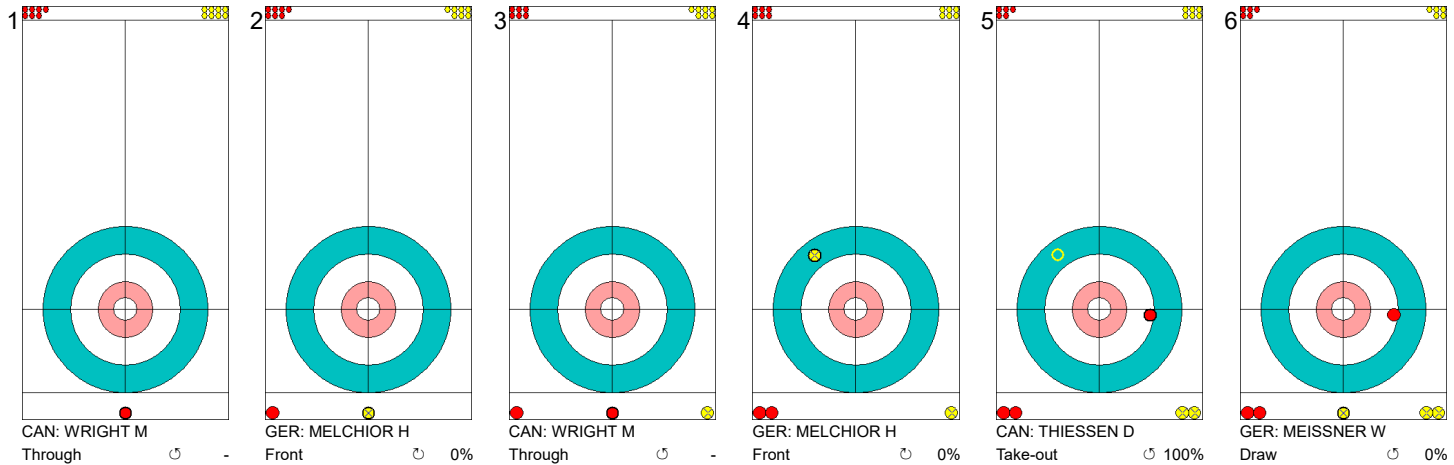


Legend:
↻ Clockwise ↻ Counter-clockwise - Not considered



Game - Shot by Shot
 게임-각각의 샷

End 8 ● **CAN - Canada** 6 + X (this end) = 6 ● **GER - Germany** 2 + X (this end) = 2



	CAN	GER
Total Score	6	2
Time left	08:07	03:44

Legend:
 ↻ Clockwise ↺ Counter-clockwise - Not considered
 X Unfinished end due to concession



Game Results

대회 경기결과

Sheet	Game	Team	LSFE	1	2	3	4	5	6	7	8	Extra Ends	Total
B	10	SUI - Switzerland		0	0	1	2	0	0	1	0		4
	10	NPA - Neutral Paralympic Athletes	*	2	1	0	0	1	1	0	1		6

SUI - Switzerland			Shot Success	
			Game	All
4 S	WAGNER Felix	M	45%	56%
3 V	HUETTENMOSER Claudia	F	69%	61%
2	BODENMANN Marcel	M	47%	56%
1	BLAUDEL-THOMANN Beatrix	F	78%	69%
A	BURGENER Hans	M	-	-
Team Total			60%	60%

NPA - Neutral Paralympic Athletes			Shot Success	
			Game	All
4 S	KUROKHTIN Konstantin	M	58%	56%
3 V	ROMANOV Marat	M	67%	60%
2	SHEVCHENKO Alexander	M	13%	60%
1	SHCHUKINA Daria	F	66%	74%
A	MESHCHERIAKOV Andrei	M	69%	59%
Team Total			58%	62%

Last Stone Draw Distance

⌚	HUETTENMOSER Claudia	199.6cm
⌚	WAGNER Felix	199.6cm
Total		399.2cm

Time remaining: 1 minute 54 seconds
Time-out: End 5 - SUI stone 7

Last Stone Draw Distance

⌚	KUROKHTIN Konstantin	101.6cm
⌚	SHEVCHENKO Alexander	66.5cm
Total		168.1cm

Time remaining: 3 minutes 21 seconds
Time-out: End 7 - NPA stone 8

MESHCHERIAKOV A replaced SHEVCHENKO A at the beginning of end 5

Shot Success Analysis

SUI - Switzerland		⌚	⌚	Game
4	WAGNER Felix	Draws 4 38%	2 88%	6 54%
		Take-outs 9 44%	1 0%	10 40%
		Total 13 42%	3 58%	16 45%
3	HUETTENMOSER Claudia	Draws 6 71%	1 75%	7 71%
		Take-outs 7 71%	2 50%	9 67%
		Total 13 71%	3 58%	16 69%
2	BODENMANN Marcel	Draws 9 33%	0 -	9 33%
		Take-outs 5 70%	2 50%	7 64%
		Total 14 46%	2 50%	16 47%
1	BLAUDEL-THOMANN Beatrix	Draws 11 86%	1 50%	12 83%
		Take-outs 3 50%	1 100%	4 63%
		Total 14 79%	2 75%	16 78%
A	BURGENER Hans	Draws 0 -	0 -	0 -
		Take-outs 0 -	0 -	0 -
		Total 0 -	0 -	0 -
Team		Draws 30 61%	4 75%	34 63%
		Take-outs 24 58%	6 50%	30 57%
		Total 54 60%	10 60%	64 60%

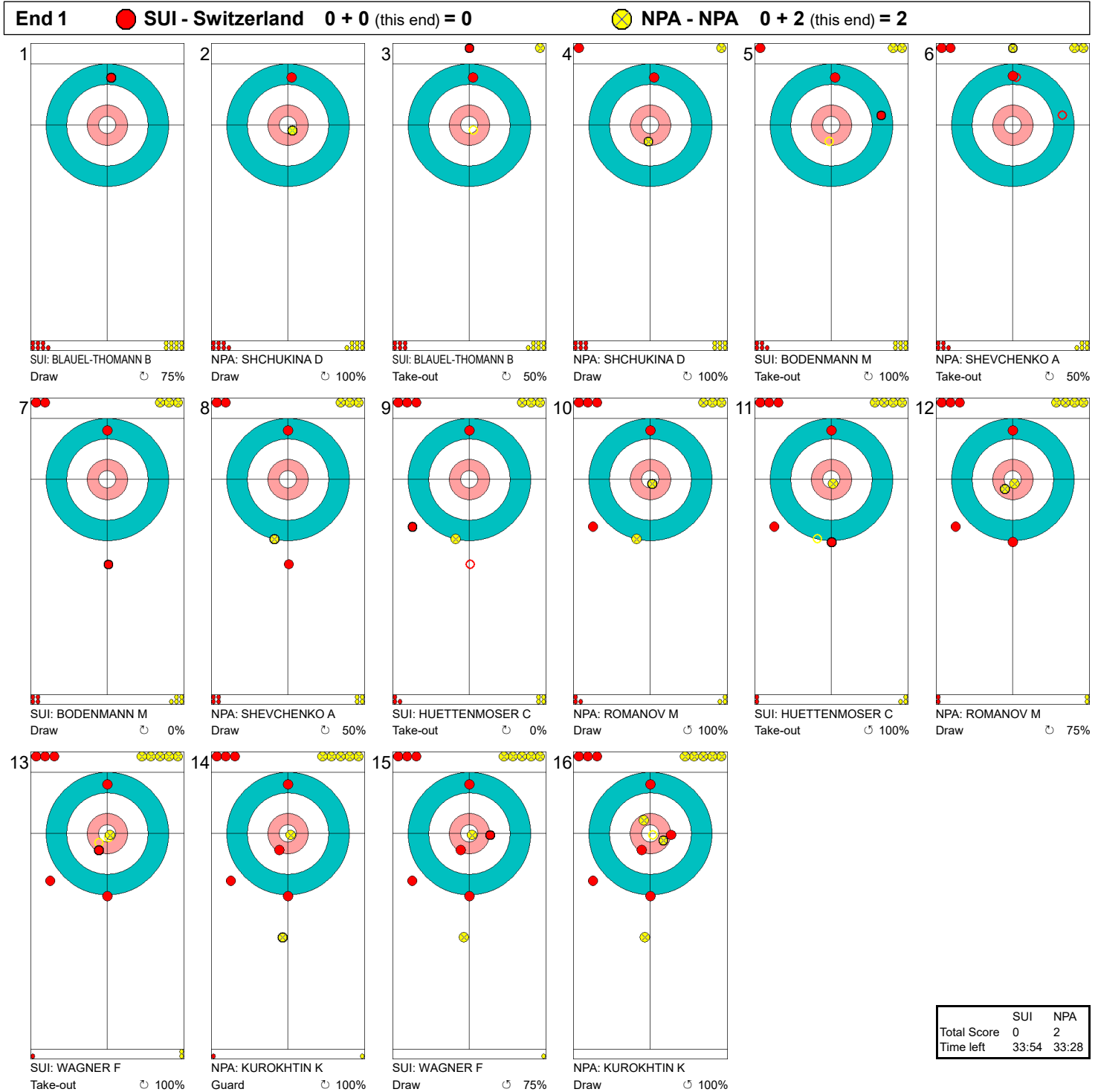
NPA - Neutral Paralympic Athletes		⌚	⌚	Game
4	KUROKHTIN Konstantin	Draws 7 61%	1 100%	8 66%
		Take-outs 2 50%	5 50%	7 50%
		Total 9 58%	6 58%	15 58%
3	ROMANOV Marat	Draws 8 53%	2 88%	10 60%
		Take-outs 5 75%	1 100%	6 79%
		Total 13 62%	3 92%	16 67%
2	SHEVCHENKO Alexander	Draws 3 17%	1 0%	4 13%
		Take-outs 2 25%	2 0%	4 13%
		Total 5 20%	3 0%	8 13%
1	SHCHUKINA Daria	Draws 4 69%	10 63%	14 64%
		Take-outs 1 50%	1 100%	2 75%
		Total 5 65%	11 66%	16 66%
A	MESHCHERIAKOV Andrei	Draws 2 50%	0 -	2 50%
		Take-outs 5 70%	1 100%	6 75%
		Total 7 64%	1 100%	8 69%
Team		Draws 24 53%	14 64%	38 57%
		Take-outs 15 62%	10 55%	25 59%
		Total 39 56%	24 60%	63 58%

Note:
Position and function for each team member:
4 = Fourth, 3 = Third, 2 = Second, 1 = Lead, A = Alternate, S = Skip, V = Vice-Skip

Legend:
⌚ Clockwise ⌚ Counter-clockwise F Female
LSFE(*) Last Stone First End M Male



Game - Shot by Shot
게임-각각의 샷



Legend:
 ↻ Clockwise ↺ Counter-clockwise - Not considered



Game - Shot by Shot

게임-각각의 샷

End 2 **SUI - Switzerland 0 + 0 (this end) = 0** **NPA - NPA 2 + 1 (this end) = 3**



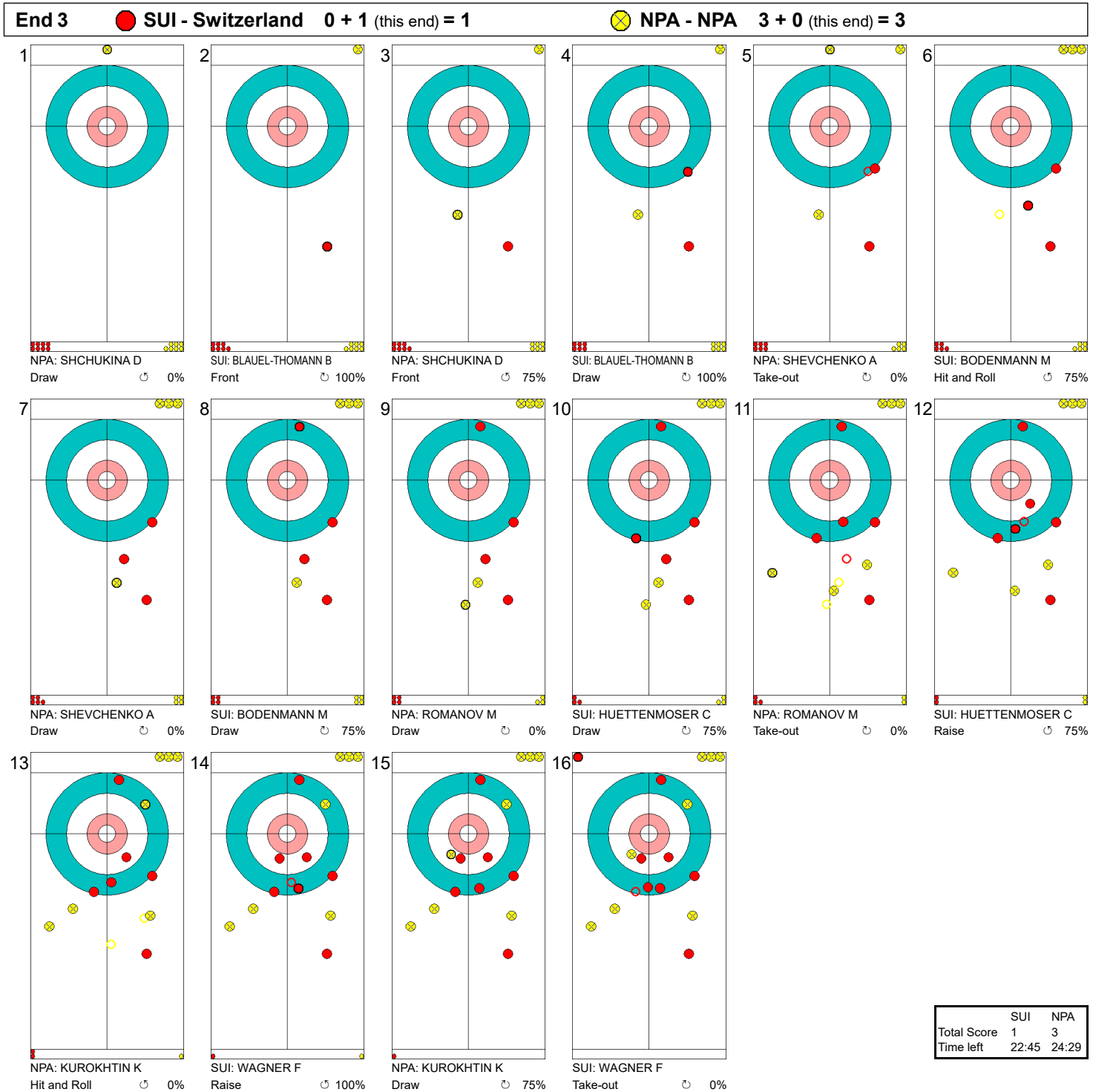
	SUI	NPA
Total Score	0	3
Time left	29:48	29:46

Legend:
 ↻ Clockwise ↺ Counter-clockwise - Not considered



Game - Shot by Shot

게임-각각의 샷



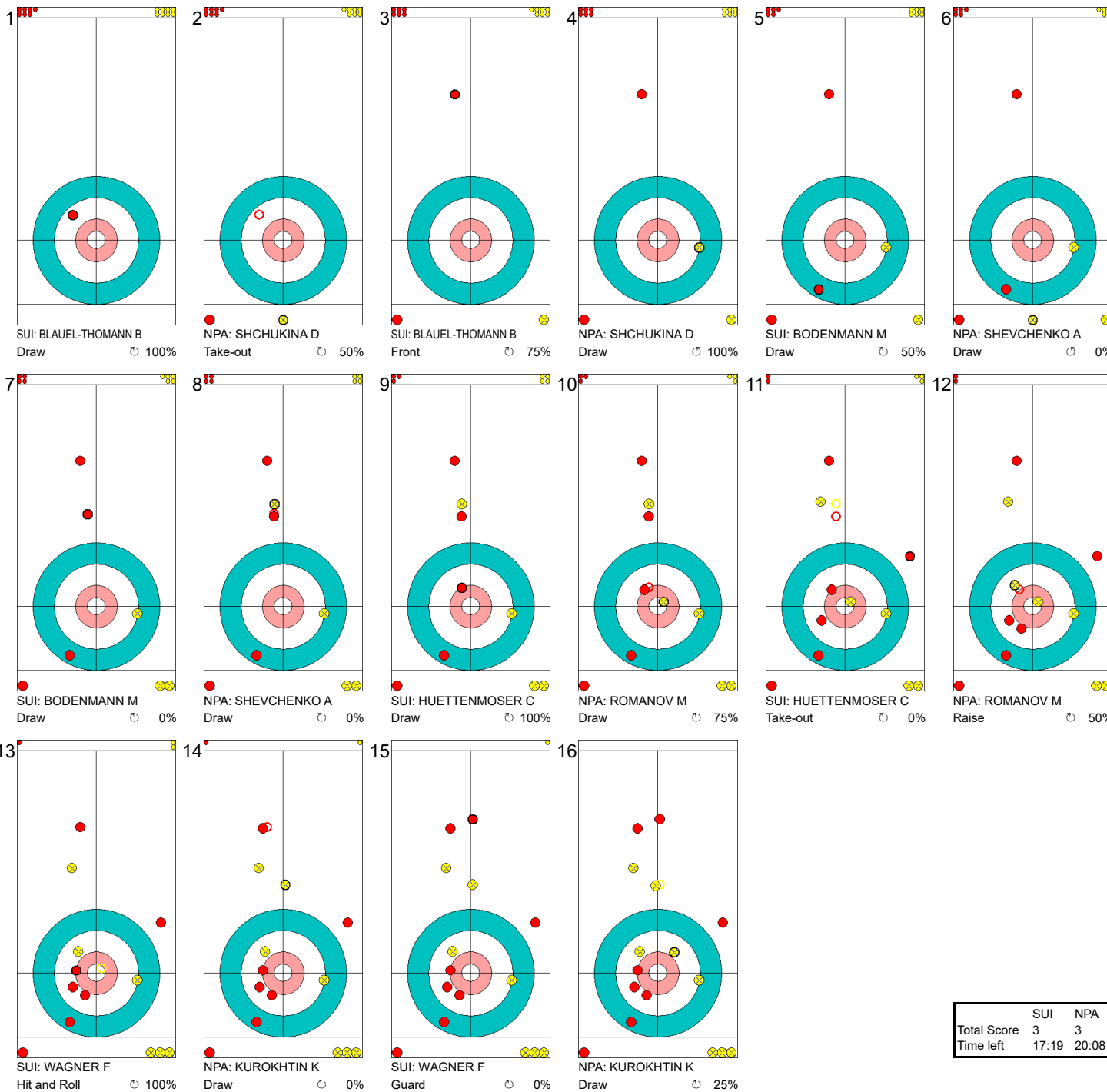
Legend:
 ↻ Clockwise ↺ Counter-clockwise - Not considered



Game - Shot by Shot

게임-각각의 샷

End 4 **SUI - Switzerland 1 + 2 (this end) = 3** **NPA - NPA 3 + 0 (this end) = 3**



	SUI	NPA
Total Score	3	3
Time left	17:19	20:08

Legend:
 ↻ Clockwise ↺ Counter-clockwise - Not considered



Game - Shot by Shot

게임-각각의 샷

End 5 ● **SUI - Switzerland** 3 + 0 (this end) = 3 ● **NPA - NPA** 3 + 1 (this end) = 4



	SUI	NPA
Total Score	3	4
Time left	13:18	16:00

Legend:
 ↻ Clockwise ↺ Counter-clockwise - Not considered



Game - Shot by Shot

게임-각각의 샷

End 6 **SUI - Switzerland 3 + 0 (this end) = 3** **NPA - NPA 4 + 1 (this end) = 5**



	SUI	NPA
Total Score	3	5
Time left	10:54	11:55

Legend:
 ↻ Clockwise ↺ Counter-clockwise - Not considered



Game - Shot by Shot

게임-각각의 샷

End 7 **SUI - Switzerland 3 + 1 (this end) = 4** **NPA - NPA 5 + 0 (this end) = 5**



	SUI	NPA
Total Score	4	5
Time left	07:44	07:21

Legend:
 ↻ Clockwise ↺ Counter-clockwise - Not considered





Game - Shot by Shot
게임-각각의 샷

End 8 **SUI - Switzerland 4 + 0 (this end) = 4** **NPA - NPA 5 + 1 (this end) = 6**



	SUI	NPA
Total Score	4	6
Time left	01:54	03:21

Legend:
 ↻ Clockwise ↺ Counter-clockwise - Not considered



Game Results

대회 경기결과

Sheet	Game	Team	LSFE	1	2	3	4	5	6	7	8	Extra Ends	Total
C	10	USA - United States of America	*	0	1	1	0	0	2	0	0		4
	10	NOR - Norway		1	0	0	2	1	0	0	1		5

USA - United States of America			Shot Success	Game	All
4	V	EMT Steve	M	47%	61%
3	S	BLACK Kirk	M	64%	53%
2		MARSHALL Justin	M	66%	60%
1		GREELY Penny	F	61%	62%
A		LINO Meghan	F	-	-
Team Total				59%	59%

NOR - Norway			Shot Success	Game	All
4	S	LORENTSEN Rune	M	50%	51%
3	V	STORDAHL Jostein	M	50%	57%
2		SYVERSEN Ole Fredrik	M	70%	64%
1		LOECHEN Sissel	F	70%	61%
A		IVERSEN Rikke	F	-	-
Team Total				60%	58%

Last Stone Draw		Distance
⌚	EMT Steve	69.9cm
⌚	MARSHALL Justin	29.9cm
Total		99.8cm

Time remaining: 0 minutes 18 seconds
Time-out: End 8 - USA stone 8

Last Stone Draw		Distance
⌚	SYVERSEN Ole Fredrik	199.6cm
⌚	LORENTSEN Rune	57.6cm
Total		257.2cm

Time remaining: 1 minute 25 seconds
Time-out: End 8 - NOR stone 3

Shot Success Analysis

USA - United States of America		⌚	⌚	Game
4 EMT Steve	Draws	3 58%	7 50%	10 53%
	Take-outs	4 44%	2 25%	6 38%
	Total	7 50%	9 44%	16 47%
3 BLACK Kirk	Draws	3 33%	0 -	3 33%
	Take-outs	7 61%	6 83%	13 71%
	Total	10 53%	6 83%	16 64%
2 MARSHALL Justin	Draws	7 43%	0 -	7 43%
	Take-outs	8 81%	1 100%	9 83%
	Total	15 63%	1 100%	16 66%
1 GREELY Penny	Draws	11 70%	2 100%	13 75%
	Take-outs	1 0%	2 0%	3 0%
	Total	12 65%	4 50%	16 61%
A LINO Meghan	Draws	0 -	0 -	0 -
	Take-outs	0 -	0 -	0 -
	Total	0 -	0 -	0 -
Team	Draws	24 56%	9 61%	33 58%
	Take-outs	20 63%	11 59%	31 61%
	Total	44 59%	20 60%	64 59%

NOR - Norway		⌚	⌚	Game
4 LORENTSEN Rune	Draws	5 60%	4 31%	9 47%
	Take-outs	2 50%	4 56%	6 54%
	Total	7 57%	8 44%	15 50%
3 STORDAHL Jostein	Draws	6 67%	3 25%	9 53%
	Take-outs	5 35%	2 75%	7 46%
	Total	11 52%	5 45%	16 50%
2 SYVERSEN Ole Fredrik	Draws	7 79%	0 -	7 79%
	Take-outs	5 70%	4 56%	9 64%
	Total	12 75%	4 56%	16 70%
1 LOECHEN Sissel	Draws	13 71%	2 50%	15 68%
	Take-outs	1 100%	0 -	1 100%
	Total	14 73%	2 50%	16 70%
A IVERSEN Rikke	Draws	0 -	0 -	0 -
	Take-outs	0 -	0 -	0 -
	Total	0 -	0 -	0 -
Team	Draws	31 70%	9 33%	40 62%
	Take-outs	13 56%	10 60%	23 58%
	Total	44 66%	19 47%	63 60%

Note:

Position and function for each team member:
4 = Fourth, 3 = Third, 2 = Second, 1 = Lead, A = Alternate, S = Skip, V = Vice-Skip

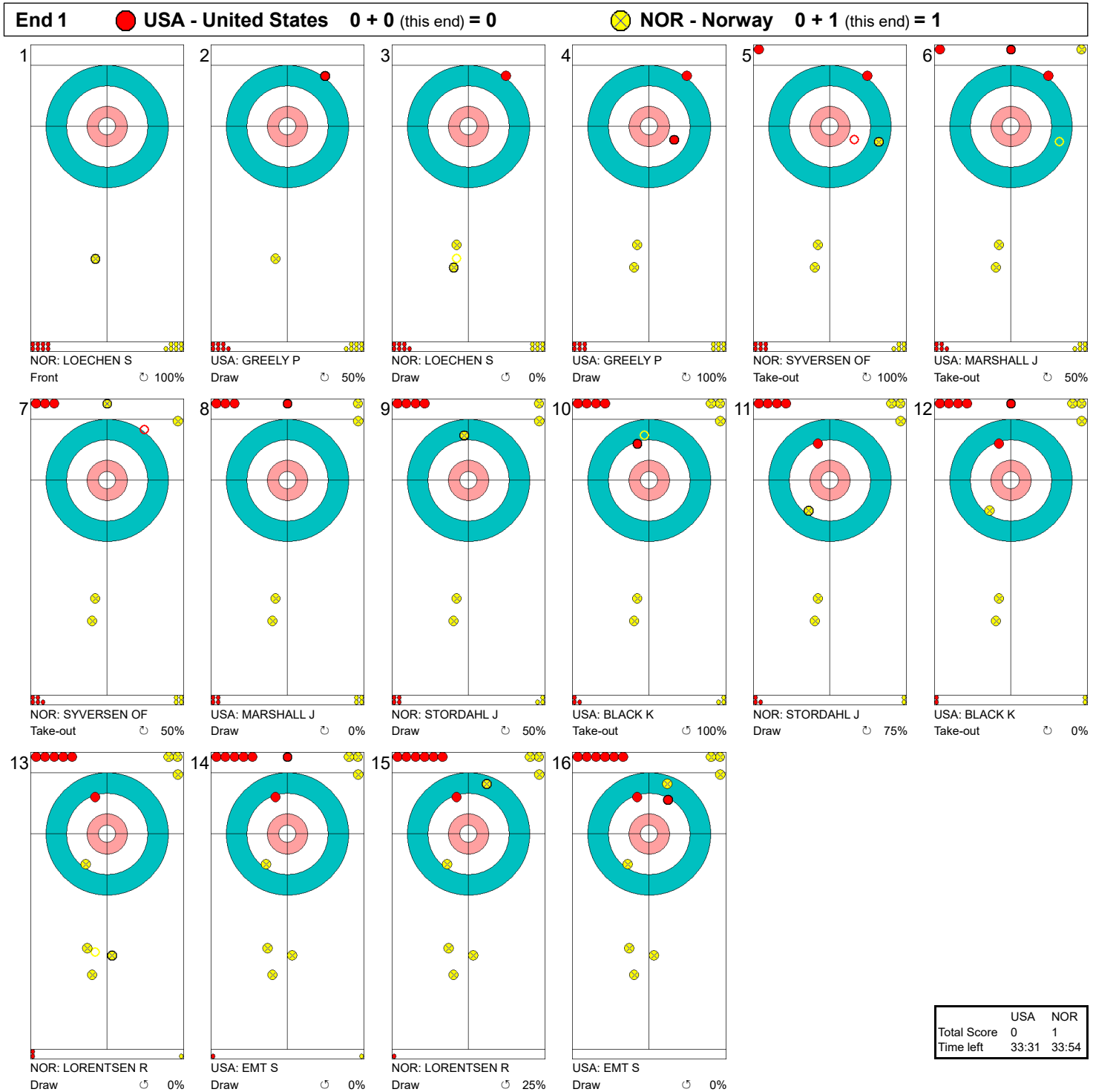
Legend:

⌚ Clockwise ⌚ Counter-clockwise F Female
LSFE(*) Last Stone First End M Male



Game - Shot by Shot

게임-각각의 샷

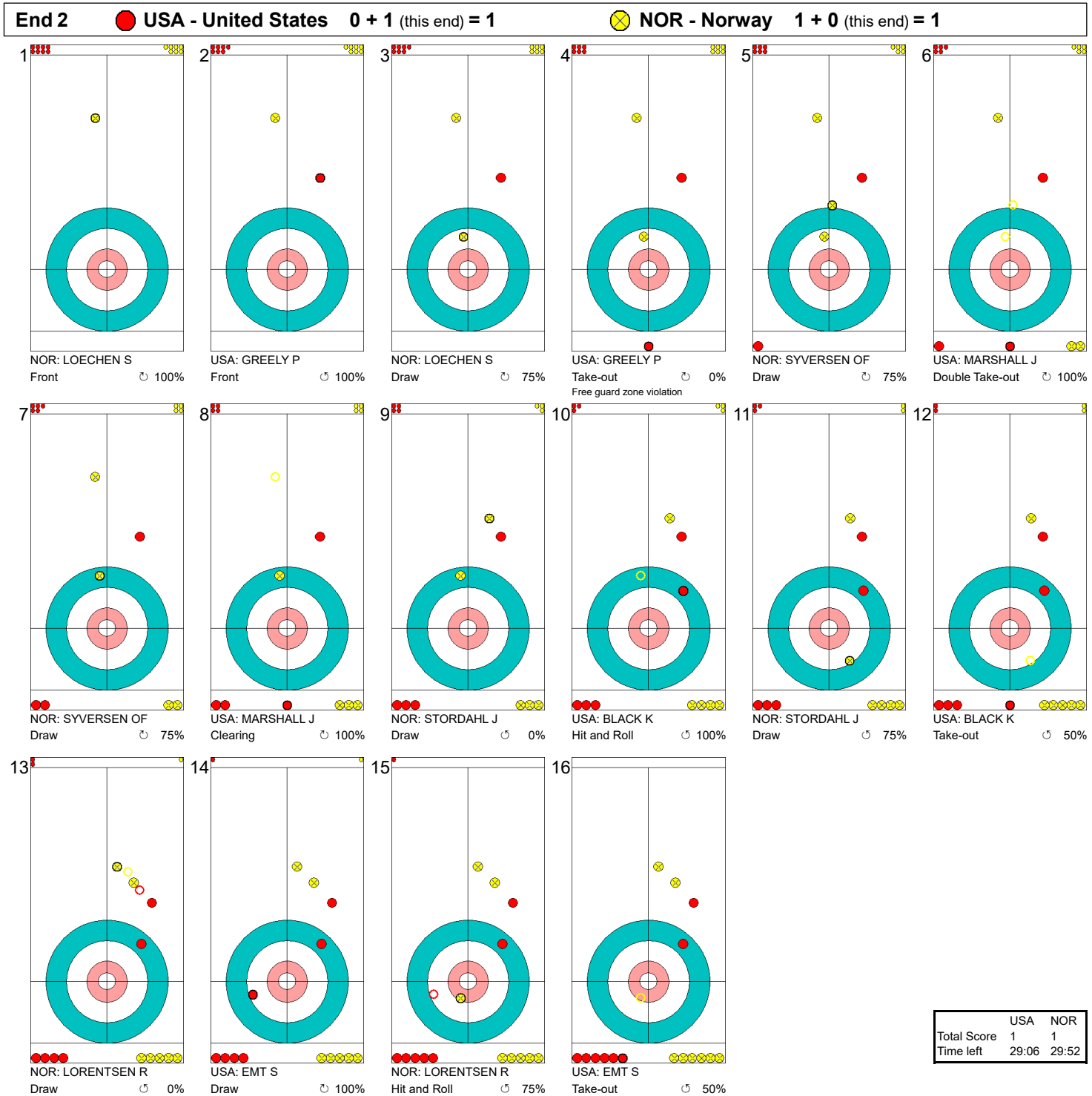


Legend:
 ↻ Clockwise ↺ Counter-clockwise - Not considered



Game - Shot by Shot

 게임-각각의 샷

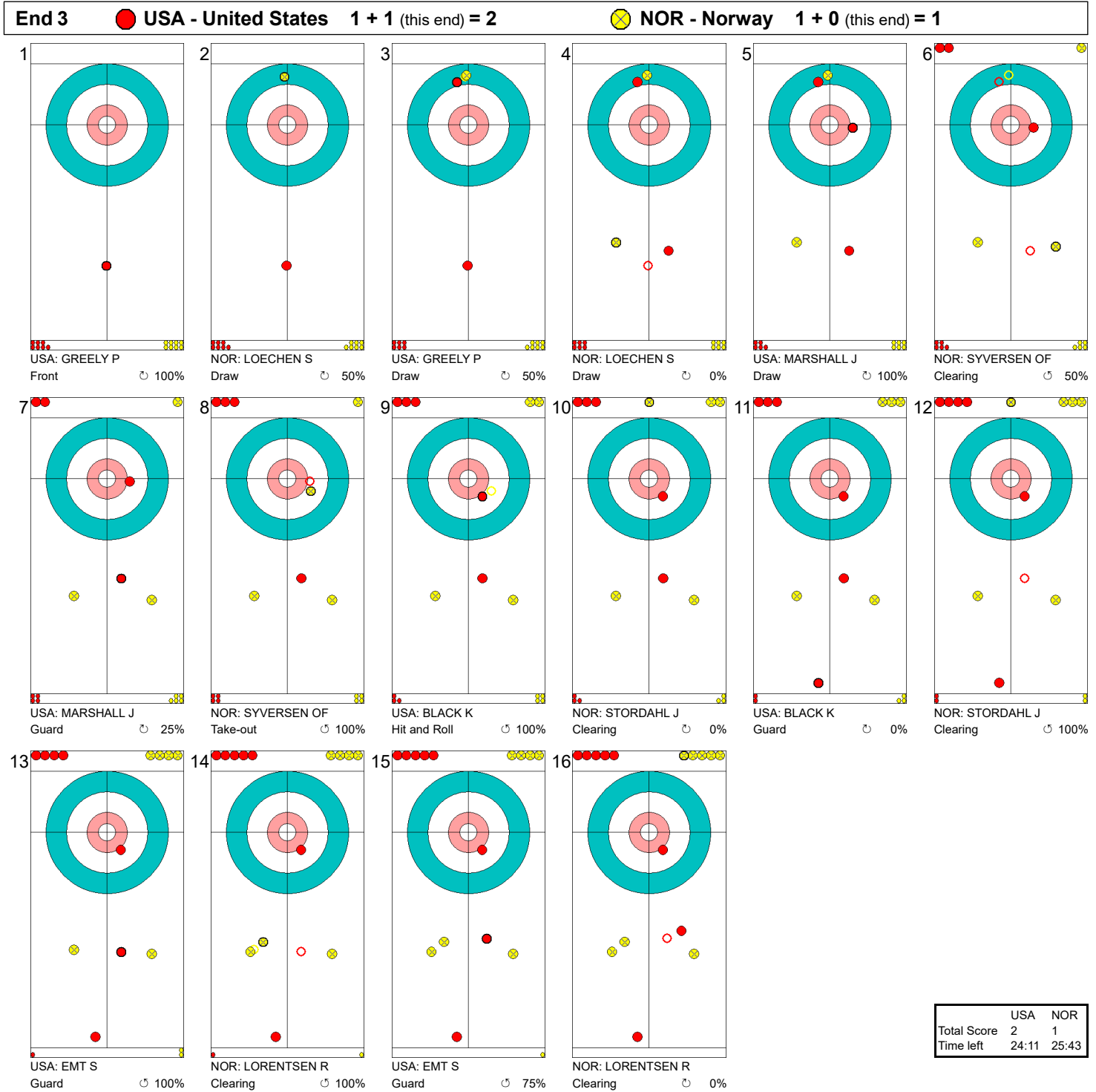


Legend:

 ↻ Clockwise ↺ Counter-clockwise - Not considered



Game - Shot by Shot
게임-각각의 샷

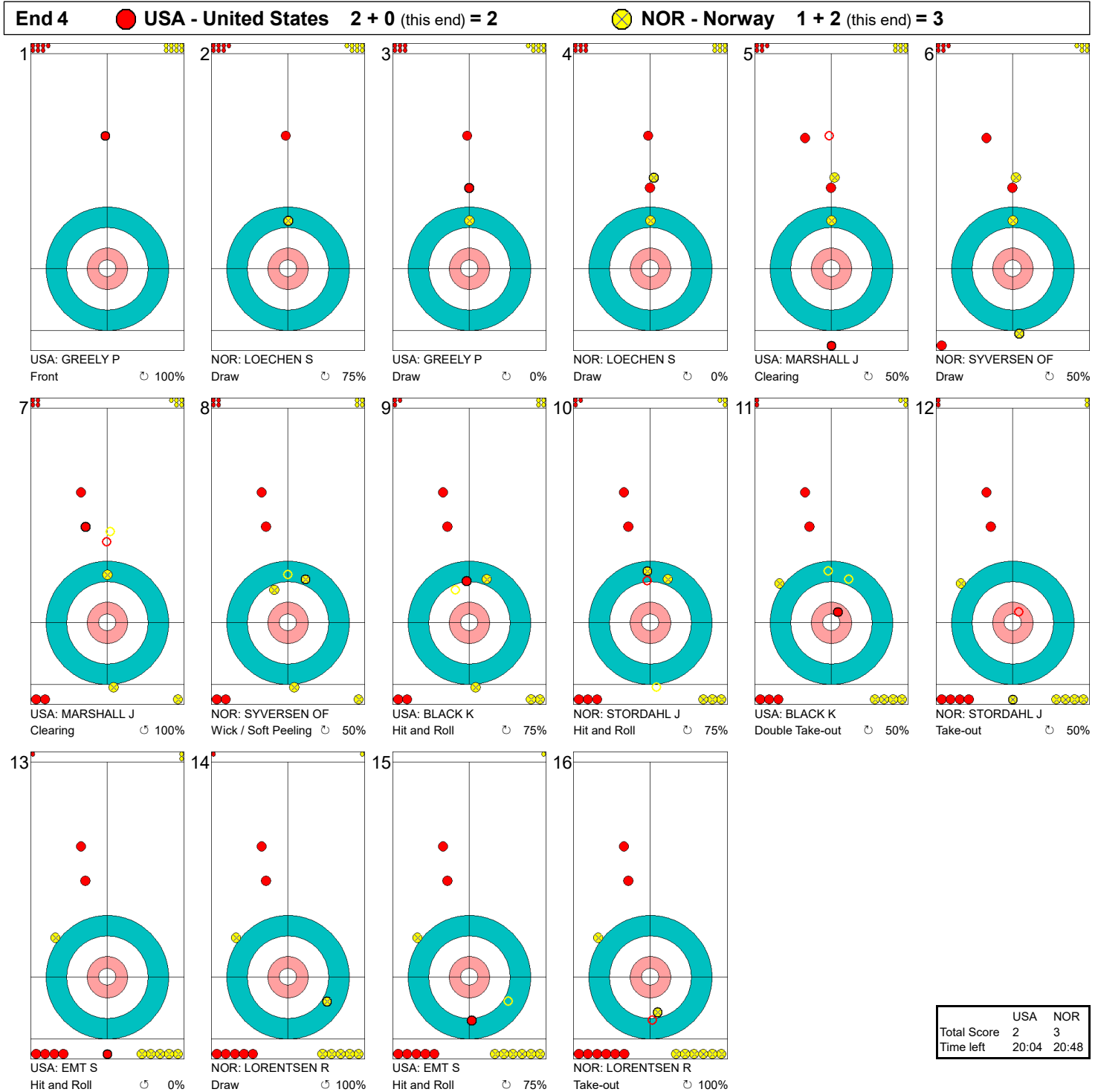


Legend:
 ↻ Clockwise ↺ Counter-clockwise - Not considered





Game - Shot by Shot
게임-각각의 샷



Legend:
 ↻ Clockwise ↺ Counter-clockwise - Not considered



Game - Shot by Shot

 게임-각각의 샷



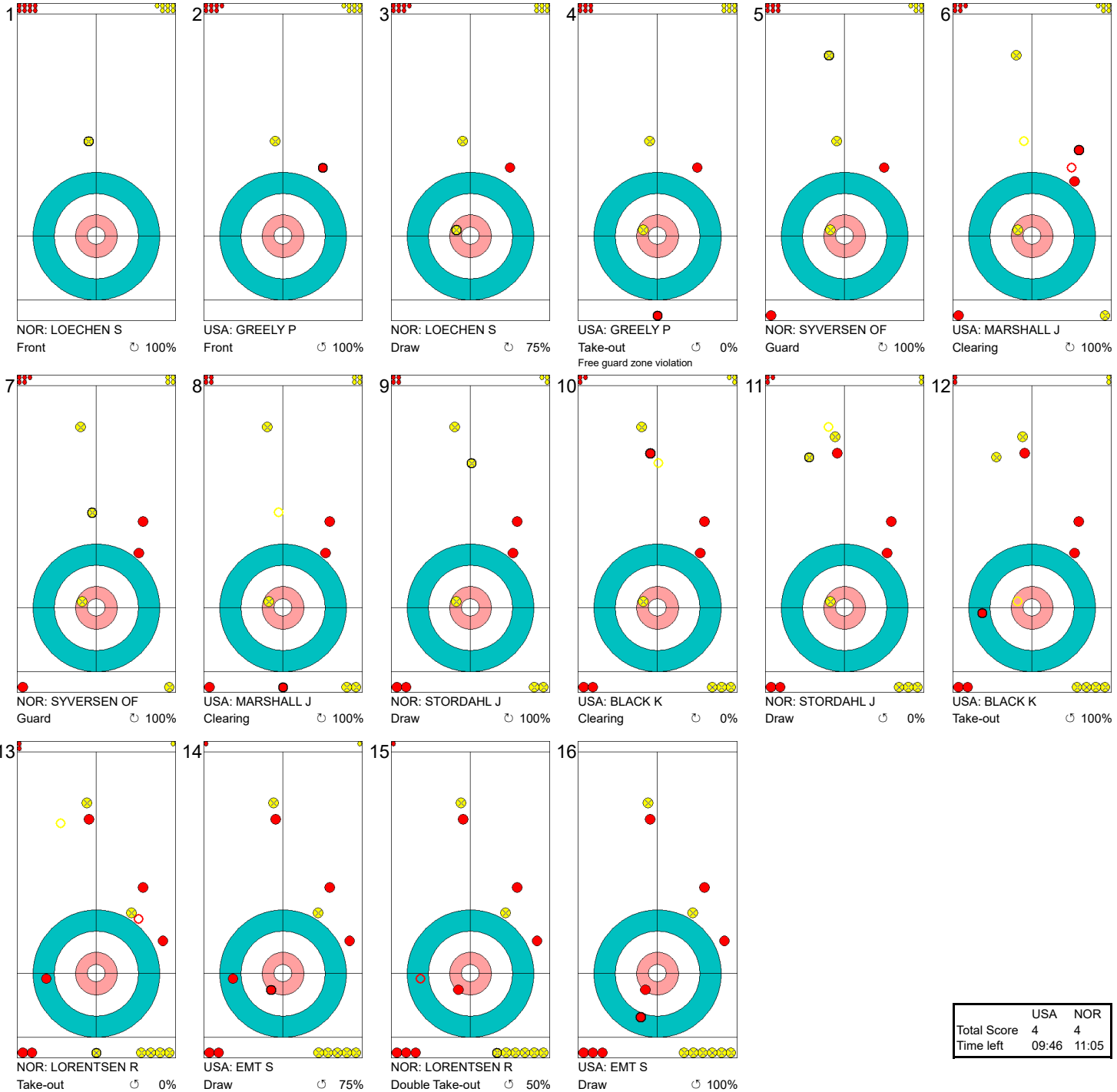
Legend:

 ↻ Clockwise ↺ Counter-clockwise - Not considered



Game - Shot by Shot
게임-각각의 샷

End 6 **USA - United States 2 + 2 (this end) = 4** **NOR - Norway 4 + 0 (this end) = 4**

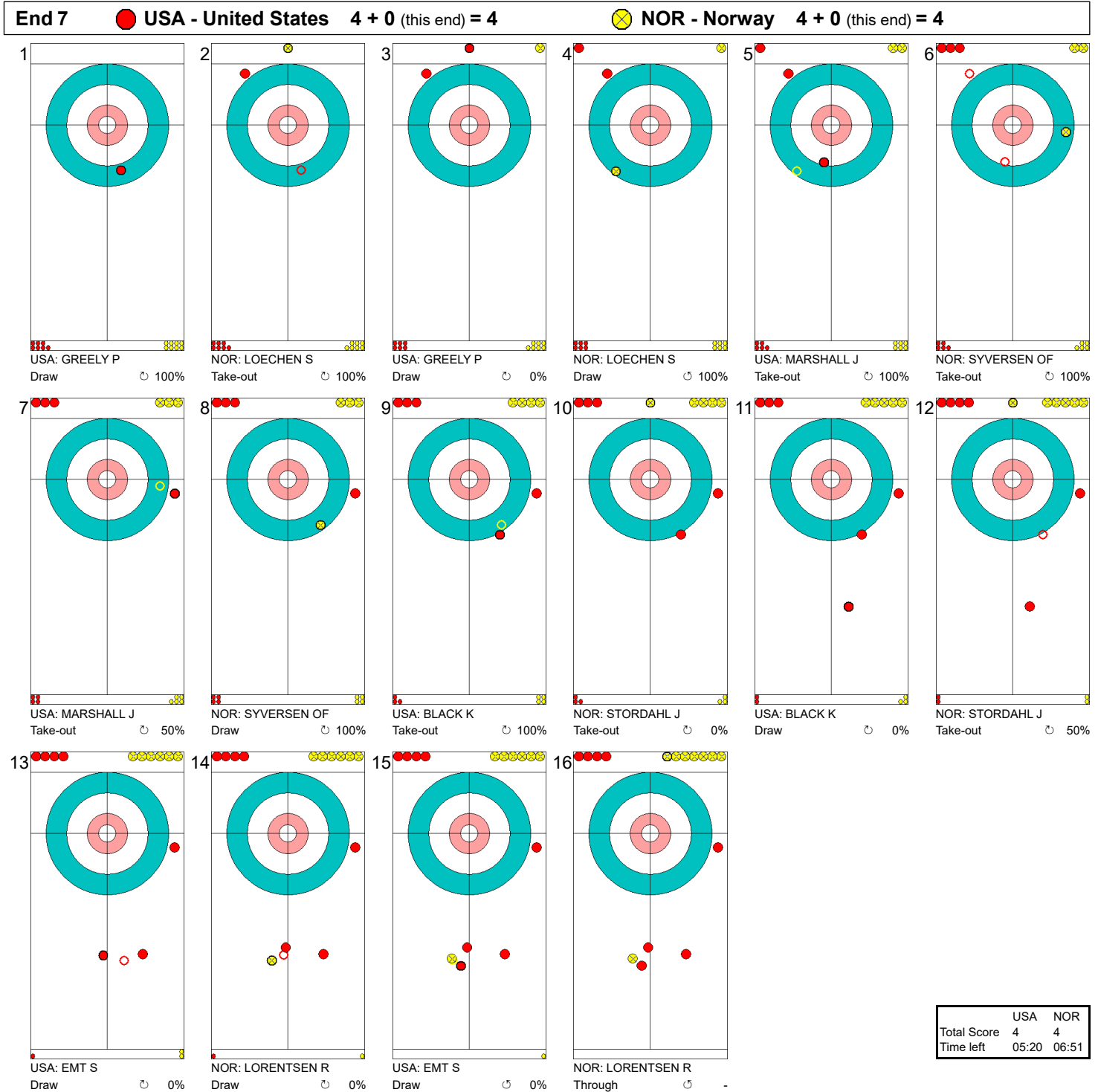


	USA	NOR
Total Score	4	4
Time left	09:46	11:05

Legend:
 ↻ Clockwise ↺ Counter-clockwise - Not considered



Game - Shot by Shot
게임-각각의 샷



Legend:
 ↻ Clockwise ↺ Counter-clockwise - Not considered



Game - Shot by Shot
게임-각각의 샷



Legend:
 ↻ Clockwise ↺ Counter-clockwise - Not considered



Game Results

대회 경기결과

Sheet	Game	Team	LSFE	1	2	3	4	5	6	7	8	Extra Ends	Total
D	10	GBR - Great Britain		1	0	0	2	1	0	0	0		4
	10	KOR - Republic of Korea	*	0	2	0	0	0	1	1	1		5

GBR - Great Britain			Shot Success	
4	S	NEILSON Aileen	Game	All
3	V	NIBLOE Hugh	M	66% 63%
2		EWAN Gregor	M	56% 58%
1		McPHERSON Bob	M	73% 72%
A		MALONE Angie	F	- 61%
Team Total				62% 62%

KOR - Republic of Korea			Shot Success	
4	V	CHA Jaegoan	Game	All
3		JUNG Seungwon	M	61% 64%
2	S	SEO Soonseok	M	59% 67%
1		BANG Min-Ja	F	67% 72%
A		LEE Dongha	M	- 50%
Team Total				60% 66%

Last Stone Draw Distance

⌚	EWAN Gregor	78.5cm
⌚	NEILSON Aileen	117.2cm
Total		195.7cm

Last Stone Draw Distance

⌚	SEO Soonseok	70.5cm
⌚	CHA Jaegoan	55.8cm
Total		126.3cm

Time remaining: 0 minutes 11 seconds

Time remaining: 1 minute 57 seconds

Time-out: End 8 - GBR stone 4

Time-out: End 7 - KOR stone 8

Shot Success Analysis

GBR - Great Britain		⌚	⌚	Game
4 NEILSON Aileen	Draws	4 63%	9 50%	13 54%
	Take-outs	2 75%	1 0%	3 50%
	Total	6 67%	10 45%	16 53%
3 NIBLOE Hugh	Draws	5 85%	4 63%	9 75%
	Take-outs	3 42%	4 63%	7 54%
	Total	8 69%	8 63%	16 66%
2 EWAN Gregor	Draws	3 42%	6 71%	9 61%
	Take-outs	4 50%	3 50%	7 50%
	Total	7 46%	9 64%	16 56%
1 McPHERSON Bob	Draws	2 88%	10 60%	12 65%
	Take-outs	1 100%	3 100%	4 100%
	Total	3 92%	13 69%	16 73%
A MALONE Angie	Draws	0 -	0 -	0 -
	Take-outs	0 -	0 -	0 -
	Total	0 -	0 -	0 -
Team	Draws	14 70%	29 59%	43 63%
	Take-outs	10 58%	11 64%	21 61%
	Total	24 65%	40 61%	64 62%

KOR - Republic of Korea		⌚	⌚	Game
4 CHA Jaegoan	Draws	2 100%	5 50%	7 64%
	Take-outs	3 50%	5 30%	8 38%
	Total	5 70%	10 40%	15 50%
3 JUNG Seungwon	Draws	6 63%	4 63%	10 63%
	Take-outs	5 60%	1 50%	6 58%
	Total	11 61%	5 60%	16 61%
2 SEO Soonseok	Draws	5 50%	4 38%	9 44%
	Take-outs	5 70%	2 100%	7 79%
	Total	10 60%	6 58%	16 59%
1 BANG Min-Ja	Draws	9 67%	1 75%	10 68%
	Take-outs	5 70%	1 50%	6 67%
	Total	14 68%	2 63%	16 67%
A LEE Dongha	Draws	0 -	0 -	0 -
	Take-outs	0 -	0 -	0 -
	Total	0 -	0 -	0 -
Team	Draws	22 65%	14 52%	36 60%
	Take-outs	18 64%	9 50%	27 59%
	Total	40 64%	23 51%	63 60%

Note:


Position and function for each team member:
4 = Fourth, 3 = Third, 2 = Second, 1 = Lead, A = Alternate, S = Skip, V = Vice-Skip

Legend:

⌚ Clockwise ⌚ Counter-clockwise F Female
LSFE(*) Last Stone First End M Male



Game - Shot by Shot
게임-각각의 샷



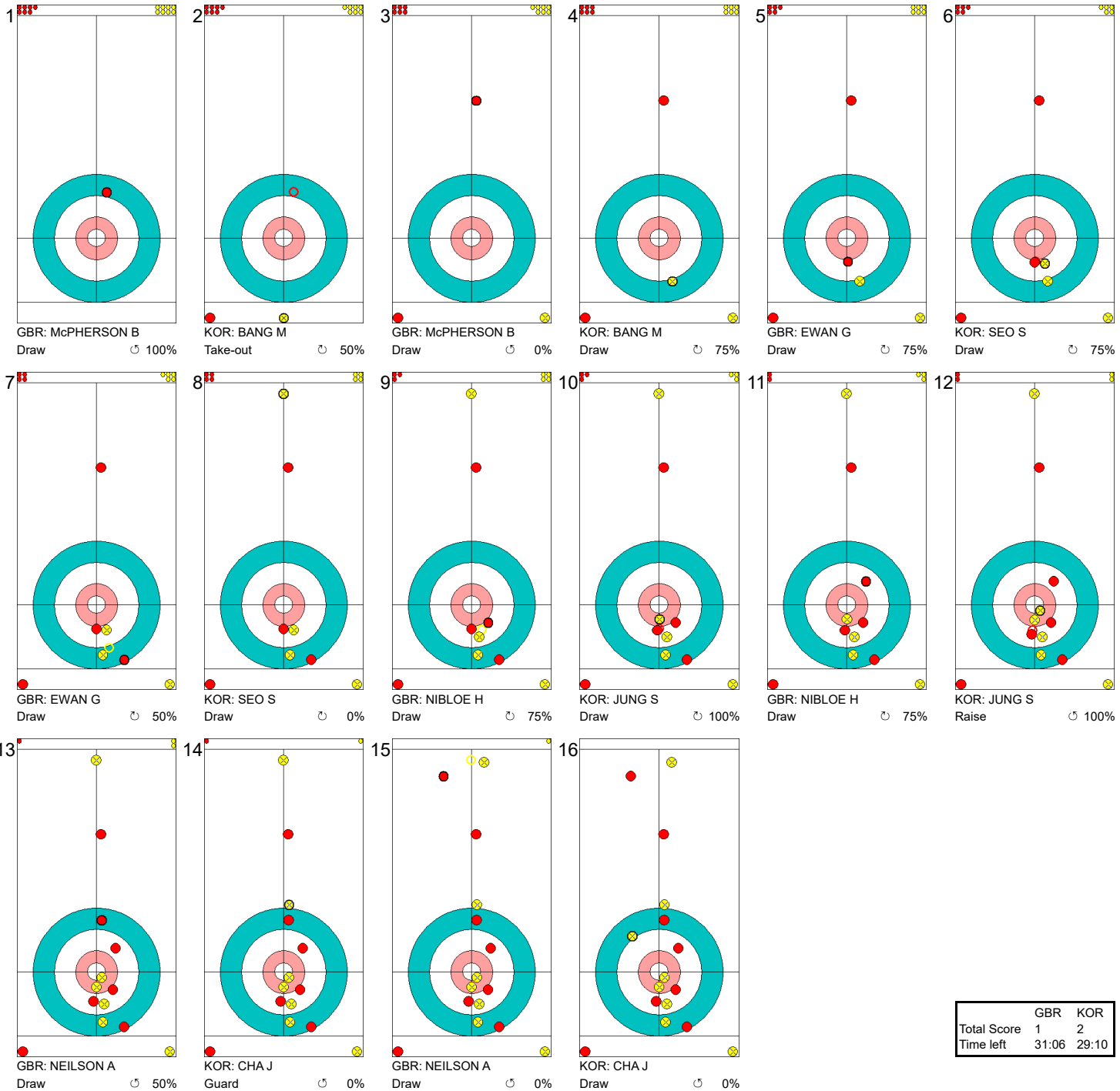
Legend:
 ↻ Clockwise ↺ Counter-clockwise - Not considered



Game - Shot by Shot

게임-각각의 샷

End 2 ● **GBR - Great Britain** 1 + 0 (this end) = 1 ● **KOR - Republic of Korea** 0 + 2 (this end) = 2

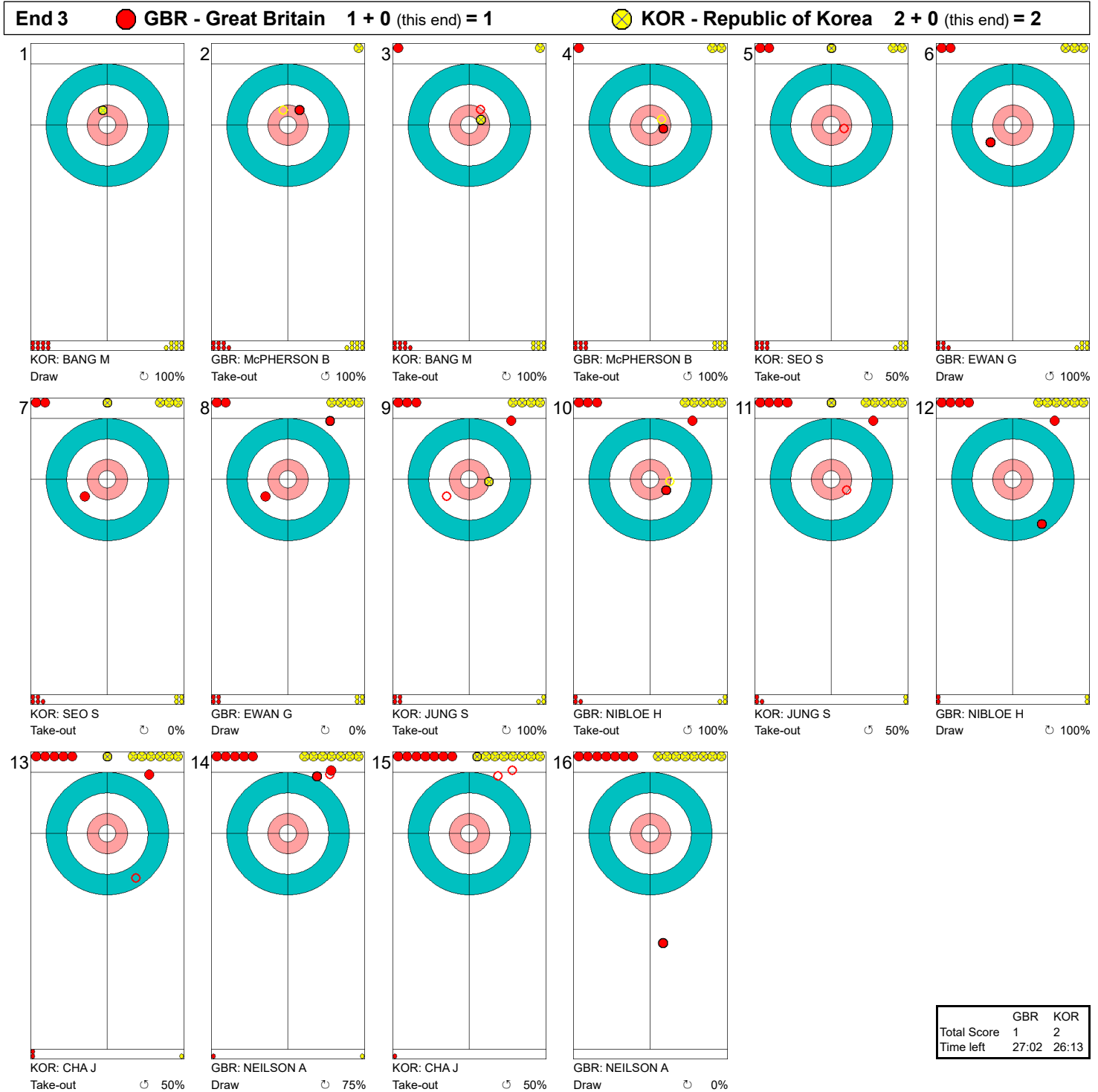


	GBR	KOR
Total Score	1	2
Time left	31:06	29:10

Legend:
 ↻ Clockwise ↺ Counter-clockwise - Not considered



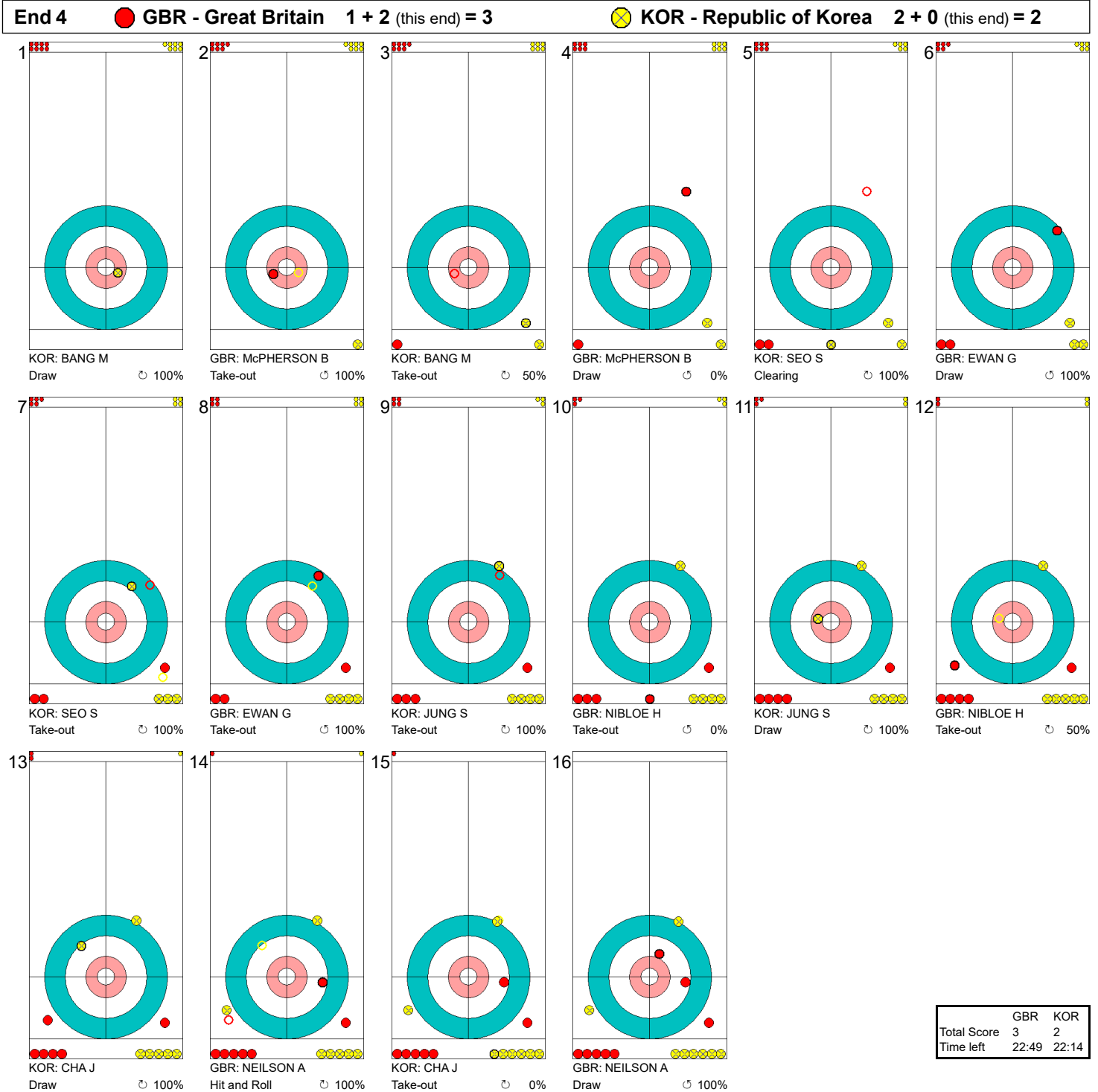
Game - Shot by Shot
게임-각각의 샷



Legend:
 ↻ Clockwise ↺ Counter-clockwise - Not considered



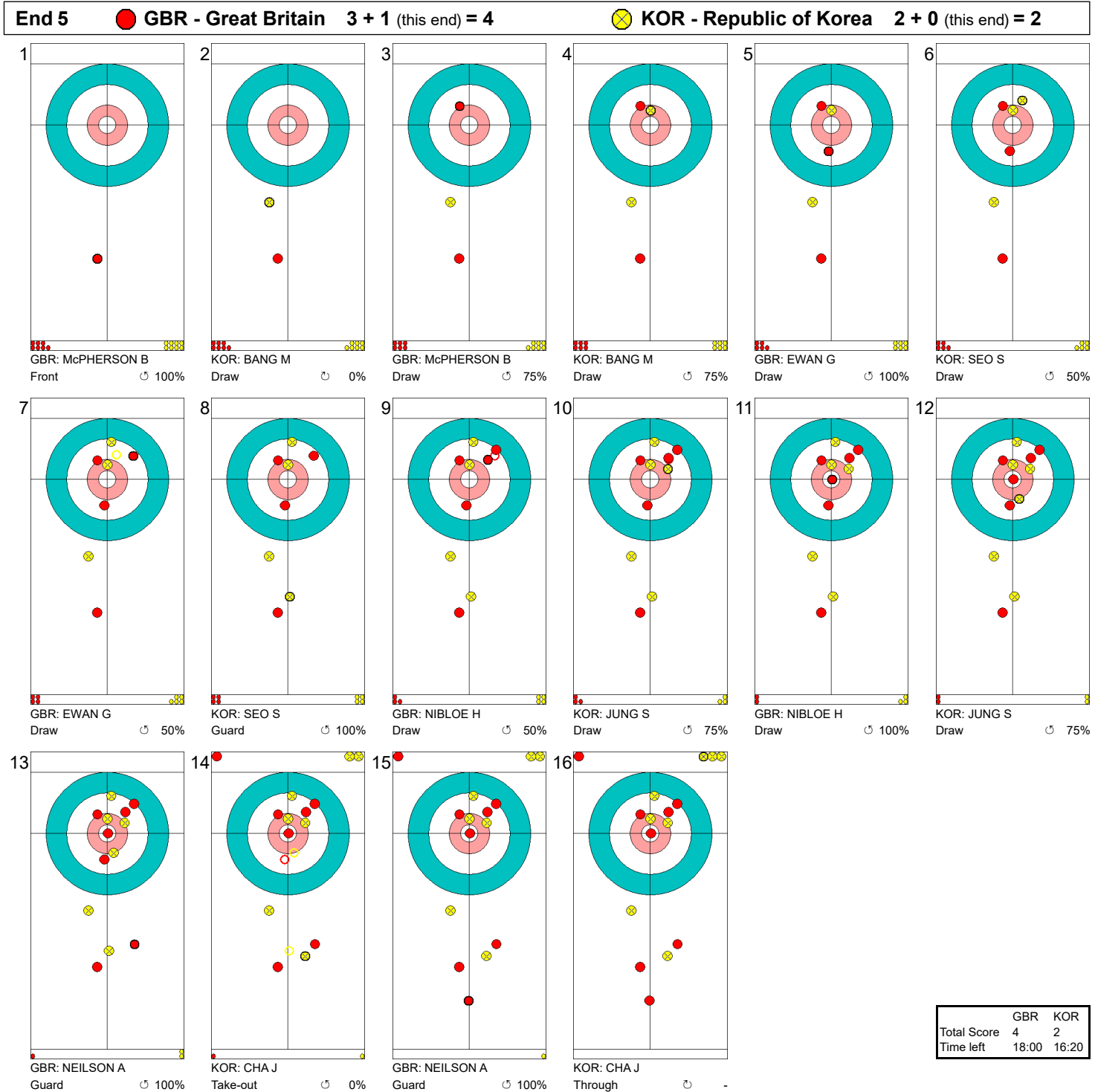
Game - Shot by Shot
게임-각각의 샷



Legend:
 ↻ Clockwise ↺ Counter-clockwise - Not considered



Game - Shot by Shot
 게임-각각의 샷



Legend:
 ↻ Clockwise ↺ Counter-clockwise - Not considered



Game - Shot by Shot
게임-각각의 샷

End 6 ● GBR - Great Britain 4 + 0 (this end) = 4 ● KOR - Republic of Korea 2 + 1 (this end) = 3

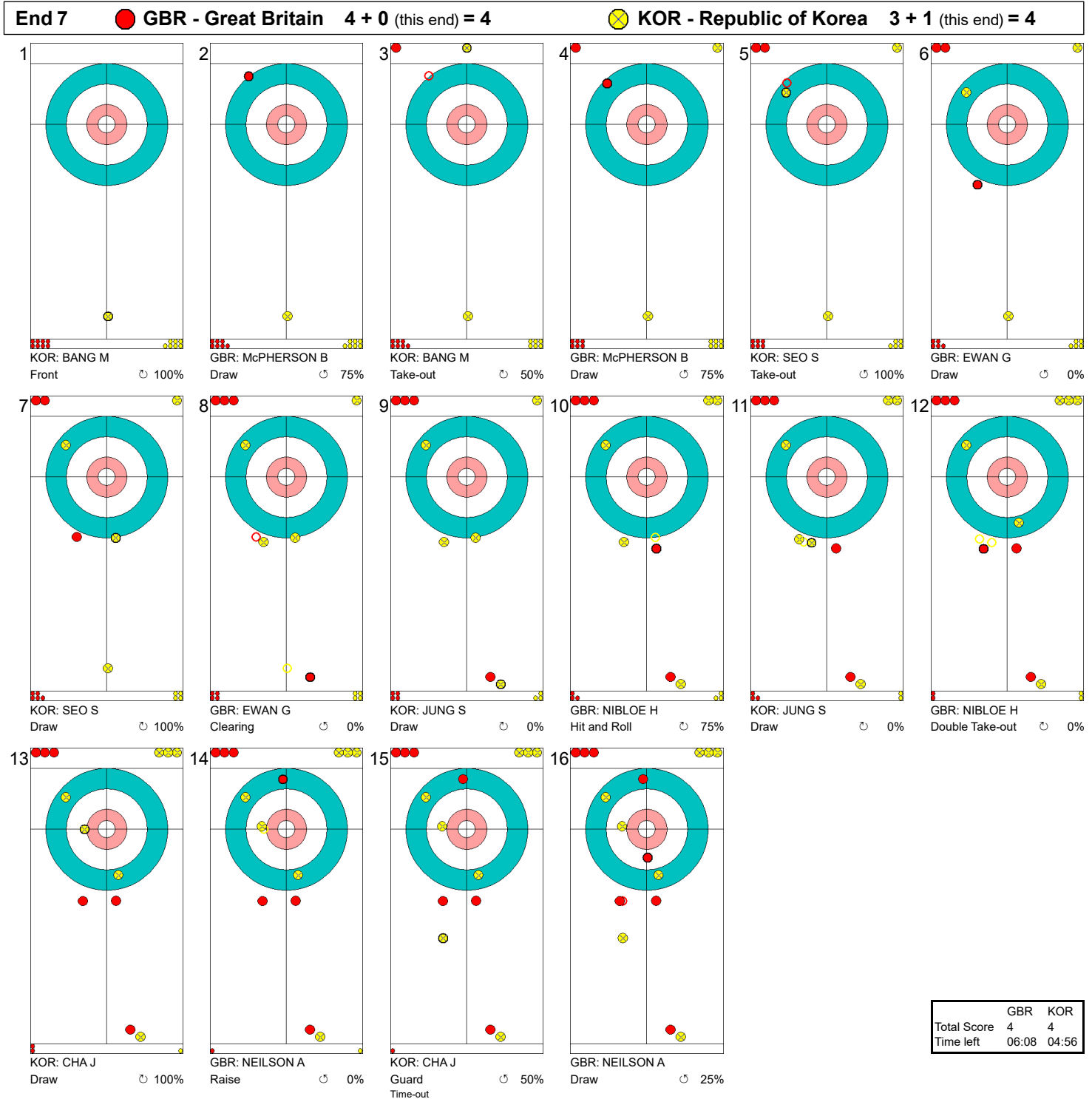


	GBR	KOR
Total Score	4	3
Time left	13:34	11:35

Legend: ↻ Clockwise ↺ Counter-clockwise - Not considered



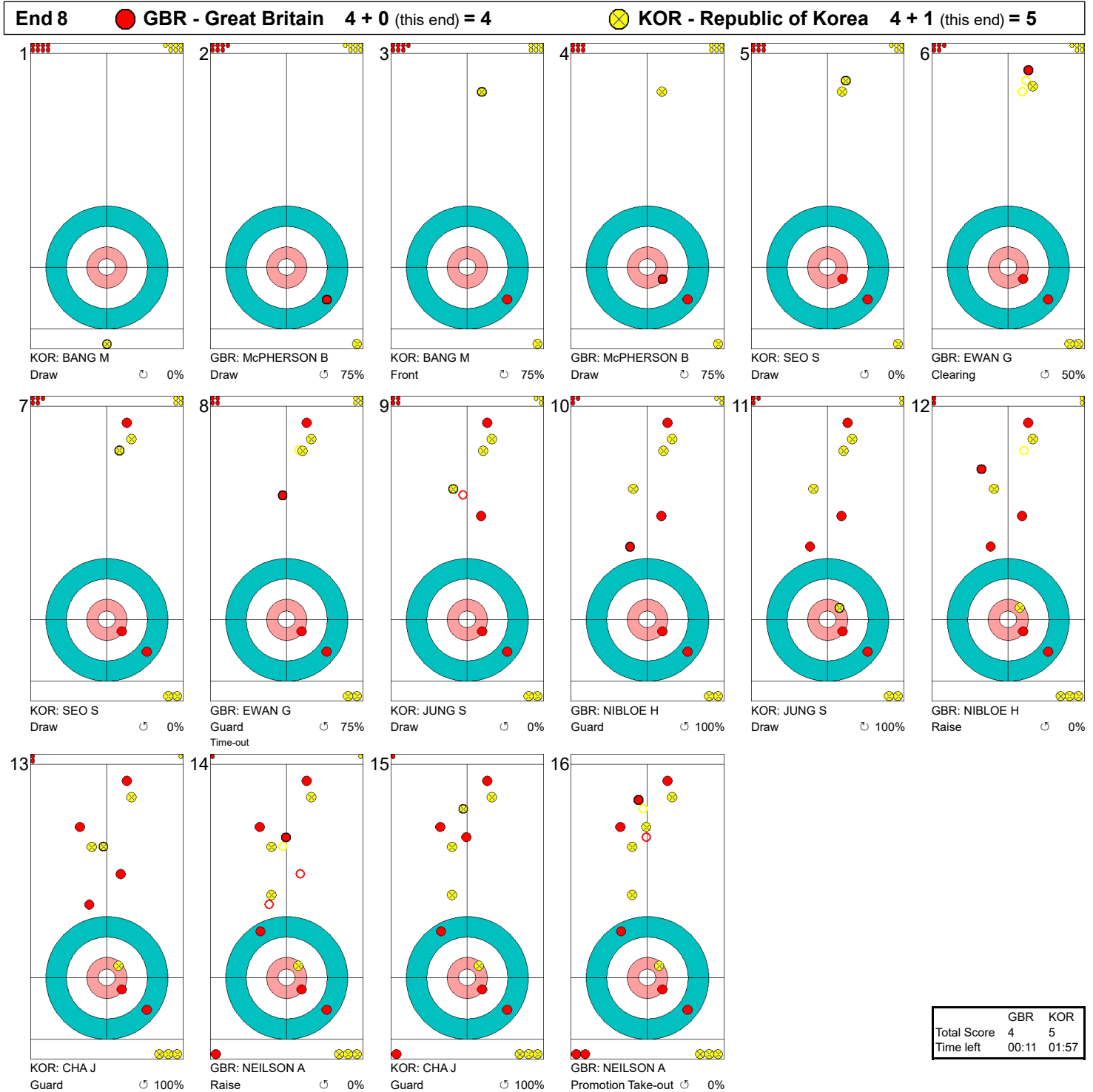
Game - Shot by Shot
게임-각각의 샷



Legend:
 ↻ Clockwise ↺ Counter-clockwise - Not considered



Game - Shot by Shot
게임-각각의 샷



Legend:
 ↻ Clockwise ↺ Counter-clockwise - Not considered



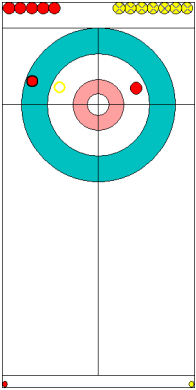
Most Important Shots

승부 유효 샷

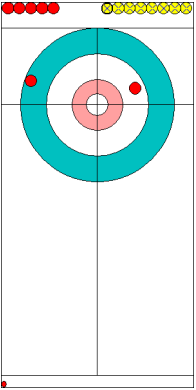
Sheet	Game	Team	LSFE	1	2	3	4	5	6	7	8	Extra Ends	Total
A	10	CAN - Canada	●	*	0	0	3	1	0	1	1	X	6
	10	GER - Germany	●	1	0	0	0	1	0	0	X		2

Most Important Shot:

Facing two Canadian stones in the house, the German Skip PUTZICH C decided to play a Take-out on her last stone to remove one of them. She missed completely and gave the Canadian Skip IDESON M the possibility to score 3 points with an easy Draw. He made this Draw and Canada took a 3:1 lead after 3 ends.



Before



After

End: 3

Team: GER - Germany

Player: PUTZICH Christiane

Team Stone: 1 2 3 4 5 6 7 ⑧

Task: Take-out

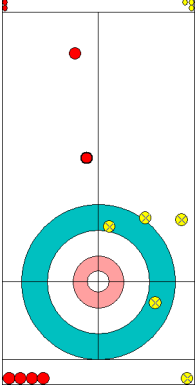
Rotation: ⤵

Shot Success: 0%

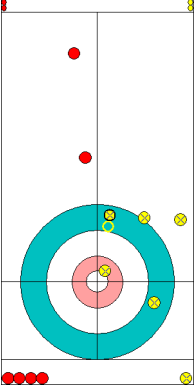
Sheet	Game	Team	LSFE	1	2	3	4	5	6	7	8	Extra Ends	Total
B	10	SUI - Switzerland	●	0	0	1	2	0	0	1	0		4
	10	NPA - Neutral Paralympic Athletes	●	*	2	1	0	0	1	1	0	1	6

Most Important Shot:

The Third of team NPA ROMANOV M played a perfect Raise to tap his own stone from the twelve foot to the centre of the four foot. This made it impossible for the Swiss team to get in scoring position for a steal which would have been necessary to go to an extra end.



Before



After

End: 8

Team: NPA - Neutral Paralympic Athletes

Player: ROMANOV Marat

Team Stone: 1 2 3 4 5 ⑥ 7 8

Task: Raise

Rotation: ⤵

Shot Success: 100%



Most Important Shots

승부 유효 샷

Sheet	Game	Team	LSFE	1	2	3	4	5	6	7	8	Extra Ends	Total
C	10	USA - United States of America	●	*	0	1	1	0	0	2	0	0	4
	10	NOR - Norway	●		1	0	0	2	1	0	0	1	5

Most Important Shot:

With his first stone of the end, the Norwegian Skip LORENSTEN R played a Draw to the eight foot which the US team could not remove. The game was concluded by a measurement and this shot brought the victory for team Norway.

Before

After

End: 8

Team: NOR - Norway

Player: LORENSTEN Rune

Team Stone: 1 2 3 4 5 6 ⑦ 8

Task: Draw

Rotation: ⤵

Shot Success: 100%

Sheet	Game	Team	LSFE	1	2	3	4	5	6	7	8	Extra Ends	Total
D	10	GBR - Great Britain	●		1	0	0	2	1	0	0	0	4
	10	KOR - Republic of Korea	●	*	0	2	0	0	0	1	1	1	5

Most Important Shot:

With the game tied going into the last end the Korean Third JUNG S played a perfect Draw to the four foot behind cover. The Korean team successfully protected this stone to win the game.

Before

After

End: 8

Team: KOR - Republic of Korea

Player: JUNG Seungwon

Team Stone: 1 2 3 4 5 ⑥ 7 8

Task: Draw

Rotation: ⤵

Shot Success: 100%

Legend:
 ⤵ Clockwise ⤴ Counter-clockwise LSFE(*) Last Stone First End
 X Unplayed/unfinished end due to concession



Session Results and Standings

세션 결과 및 순위

Sheet	Game	Team	LSFE	1	2	3	4	5	6	7	8	Extra Ends	Total
A	9	CHN - People's Republic of China	*	3	0	0	3	0	3	1	X		10
	9	NPA - Neutral Paralympic Athletes		0	1	2	0	1	0	0	X		4
B	9	SVK - Slovakia		0	0	0	0	3	1	1	0		5
	9	CAN - Canada	*	2	3	1	1	0	0	0	2		9
C	9	KOR - Republic of Korea		1	1	0	1	0	0	1	X		4
	9	SWE - Sweden	*	0	0	1	0	1	0	0	X		2
D	9	NOR - Norway	*	2	2	0	1	0	1	0	X		6
	9	FIN - Finland		0	0	1	0	1	0	2	X		4

Current Standings

Rank	Team	Games	Wins	Losses
1	CHN - People's Republic of China	9	8	1
2	CAN - Canada	9	7	2
2	KOR - Republic of Korea	9	7	2
4	GBR - Great Britain	9	5	4
4	NOR - Norway	9	5	4
4	SUI - Switzerland	9	5	4
7	GER - Germany	9	4	5
7	NPA - Neutral Paralympic Athletes	9	4	5
9	SVK - Slovakia	9	3	6
10	FIN - Finland	9	2	7
10	SWE - Sweden	9	2	7
10	USA - United States of America	9	2	7

Note:

Under WCF rules, tie-breaking rules for standings are not applied until after the last game of the round robin.

Legend:

LSFE(*) Last Stone First End Q Qualified for the semi-finals X Unplayed/unfinished end due to concession



Game Results

대회 경기결과

Sheet	Game	Team	LSFE	1	2	3	4	5	6	7	8	Extra Ends	Total
A	9	CHN - People's Republic of China	*	3	0	0	3	0	3	1	X		10
	9	NPA - Neutral Paralympic Athletes		0	1	2	0	1	0	0	X		4

CHN - People's Republic of China			Shot Success	
			Game	All
4 S	WANG Haitao	M	63%	67%
3 V	CHEN Jianxin	M	70%	66%
2	LIU Wei	M	79%	65%
1	WANG Meng	F	79%	71%
A	ZHANG Qiang	M	-	-
Team Total			72%	67%

NPA - Neutral Paralympic Athletes			Shot Success	
			Game	All
4 S	KUROKHTIN Konstantin	M	50%	55%
3 V	ROMANOV Marat	M	75%	59%
2	MESHCHERIAKOV Andrei	M	52%	57%
1	SHCHUKINA Daria	F	73%	75%
A	SHEVCHENKO Alexander	M	-	65%
Team Total			63%	63%

Last Stone Draw		Distance
⌚	WANG Meng	78.2cm
⌚	CHEN Jianxin	57.6cm
Total		135.8cm

Time remaining: 7 minutes 42 seconds

Last Stone Draw		Distance
⌚	SHCHUKINA Daria	199.6cm
⌚	KUROKHTIN Konstantin	22.4cm
Total		222.0cm

Time remaining: 6 minutes 51 seconds

Time-out: End 7 - NPA stone 8

Shot Success Analysis

CHN - People's Republic of China		⌚	⌚	Game	
4	WANG Haitao	Draws	4 100%	3 67%	7 86%
		Take-outs	2 50%	5 35%	7 39%
		Total	6 83%	8 47%	14 63%
3	CHEN Jianxin	Draws	1 100%	2 88%	3 92%
		Take-outs	6 75%	5 50%	11 64%
		Total	7 79%	7 61%	14 70%
2	LIU Wei	Draws	1 50%	1 100%	2 75%
		Take-outs	6 75%	6 83%	12 79%
		Total	7 71%	7 86%	14 79%
1	WANG Meng	Draws	10 88%	1 75%	11 86%
		Take-outs	3 50%	0 -	3 50%
		Total	13 79%	1 75%	14 79%
A	ZHANG Qiang	Draws	0 -	0 -	0 -
		Take-outs	0 -	0 -	0 -
		Total	0 -	0 -	0 -
Team		Draws	16 89%	7 79%	23 86%
		Take-outs	17 68%	16 58%	33 63%
		Total	33 78%	23 64%	56 72%

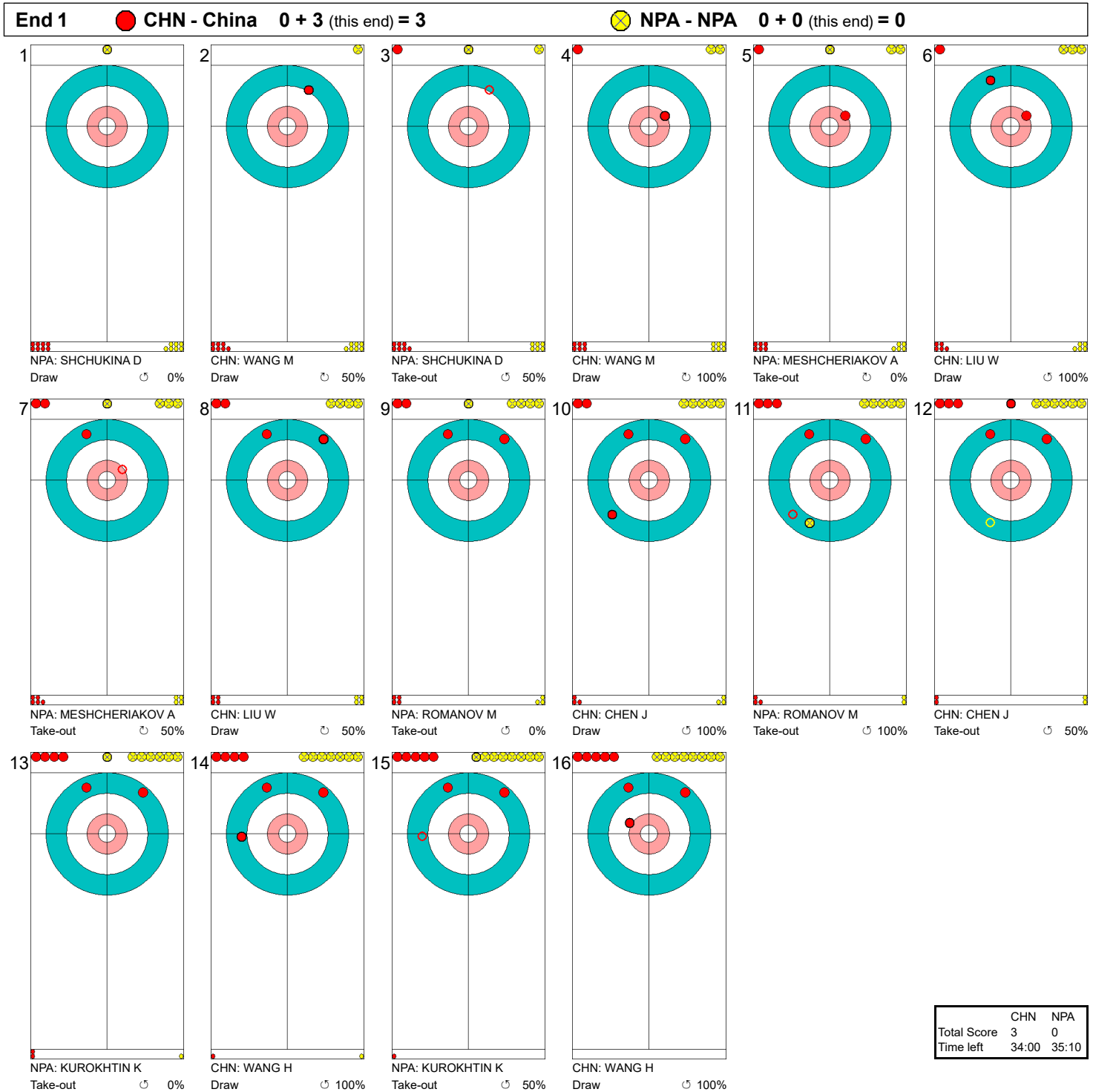
NPA - Neutral Paralympic Athletes		⌚	⌚	Game	
4	KUROKHTIN Konstantin	Draws	7 71%	1 100%	8 75%
		Take-outs	3 17%	3 17%	6 17%
		Total	10 55%	4 38%	14 50%
3	ROMANOV Marat	Draws	6 75%	3 83%	9 78%
		Take-outs	1 100%	4 63%	5 70%
		Total	7 79%	7 71%	14 75%
2	MESHCHERIAKOV Andrei	Draws	5 40%	3 58%	8 47%
		Take-outs	3 50%	3 67%	6 58%
		Total	8 44%	6 63%	14 52%
1	SHCHUKINA Daria	Draws	6 63%	5 80%	11 70%
		Take-outs	1 100%	2 75%	3 83%
		Total	7 68%	7 79%	14 73%
A	SHEVCHENKO Alexander	Draws	0 -	0 -	0 -
		Take-outs	0 -	0 -	0 -
		Total	0 -	0 -	0 -
Team		Draws	24 64%	12 77%	36 68%
		Take-outs	8 50%	12 54%	20 53%
		Total	32 60%	24 66%	56 63%

Note:
Position and function for each team member:
4 = Fourth, 3 = Third, 2 = Second, 1 = Lead, A = Alternate, S = Skip, V = Vice-Skip

Legend:
⌚ Clockwise ⌚ Counter-clockwise F Female
LSFE(*) Last Stone First End M Male X Unplayed/unfinished end due to concession



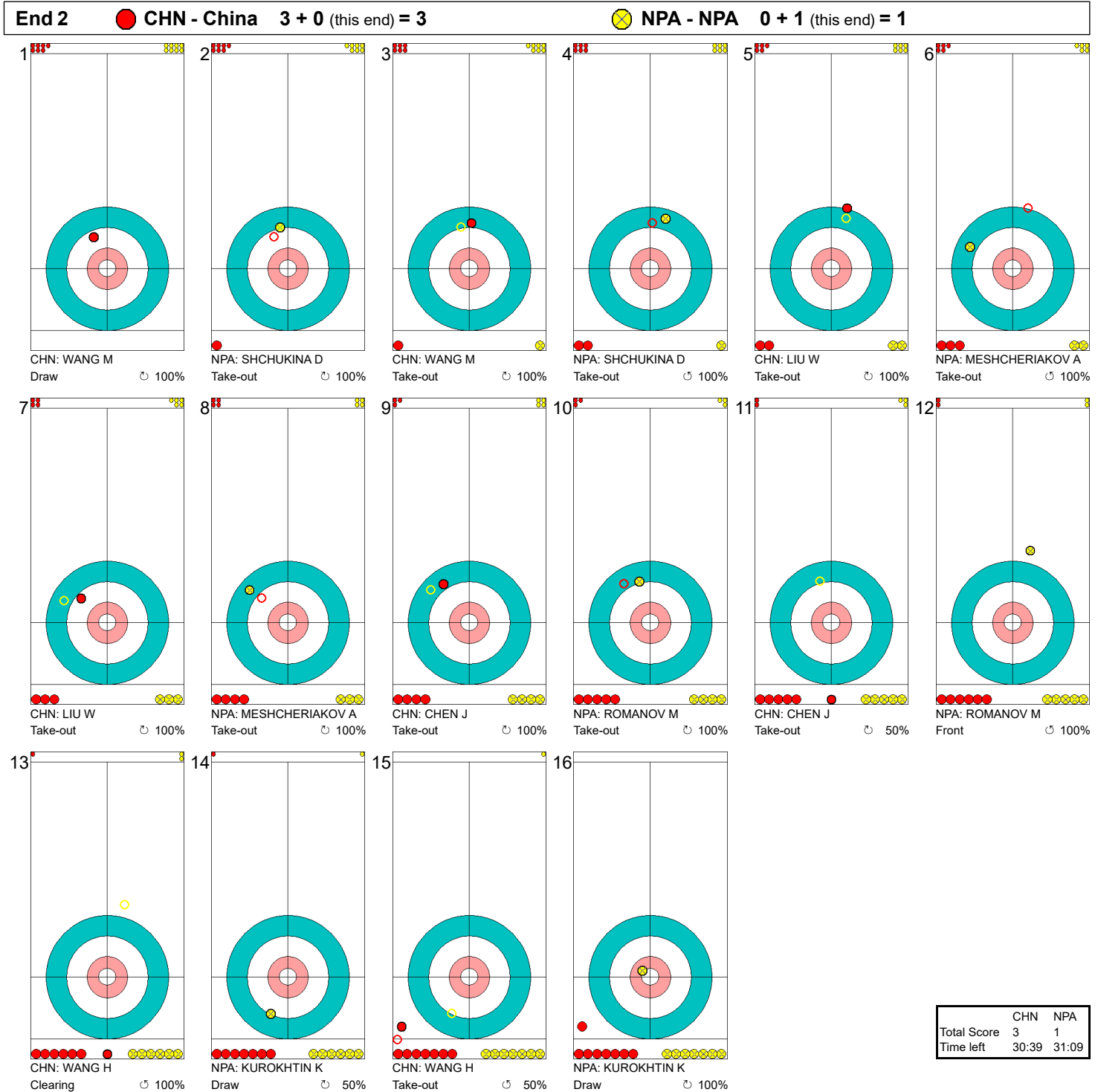
Game - Shot by Shot
게임-각각의 샷



Legend:
 ↻ Clockwise ↺ Counter-clockwise - Not considered



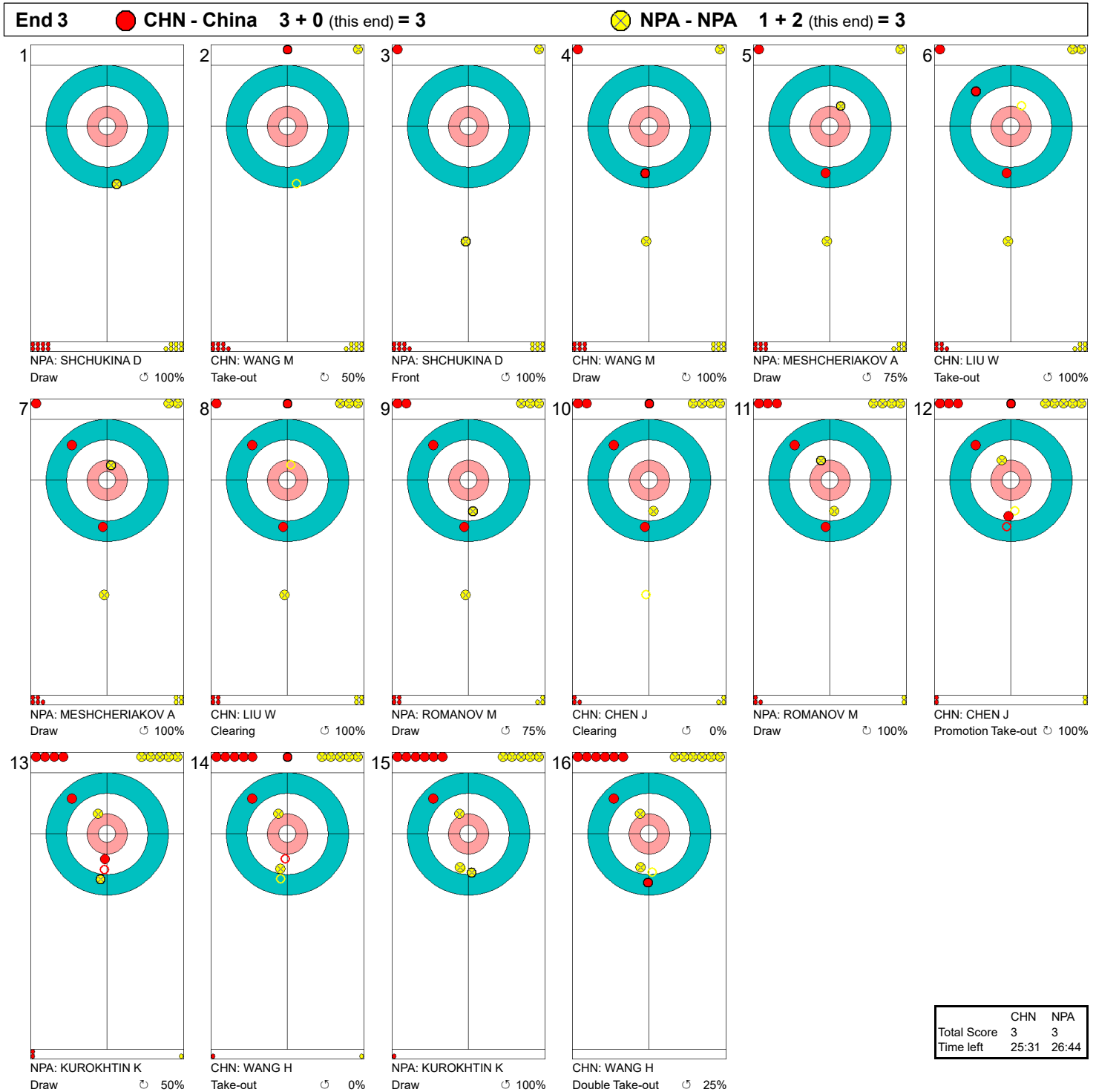
Game - Shot by Shot
게임-각각의 샷



Legend:
 ↻ Clockwise ↺ Counter-clockwise - Not considered



Game - Shot by Shot
게임-각각의 샷




Legend:
 ↻ Clockwise ↺ Counter-clockwise - Not considered



Game - Shot by Shot
게임-각각의 샷

End 4 **CHN - China 3 + 3 (this end) = 6** **NPA - NPA 3 + 0 (this end) = 3**



	CHN	NPA
Total Score	6	3
Time left	20:55	23:03

Legend:
 ↻ Clockwise ↺ Counter-clockwise - Not considered





Game - Shot by Shot
게임-각각의 샷

End 5 ● CHN - China **6 + 0 (this end) = 6** ● NPA - NPA **3 + 1 (this end) = 4**

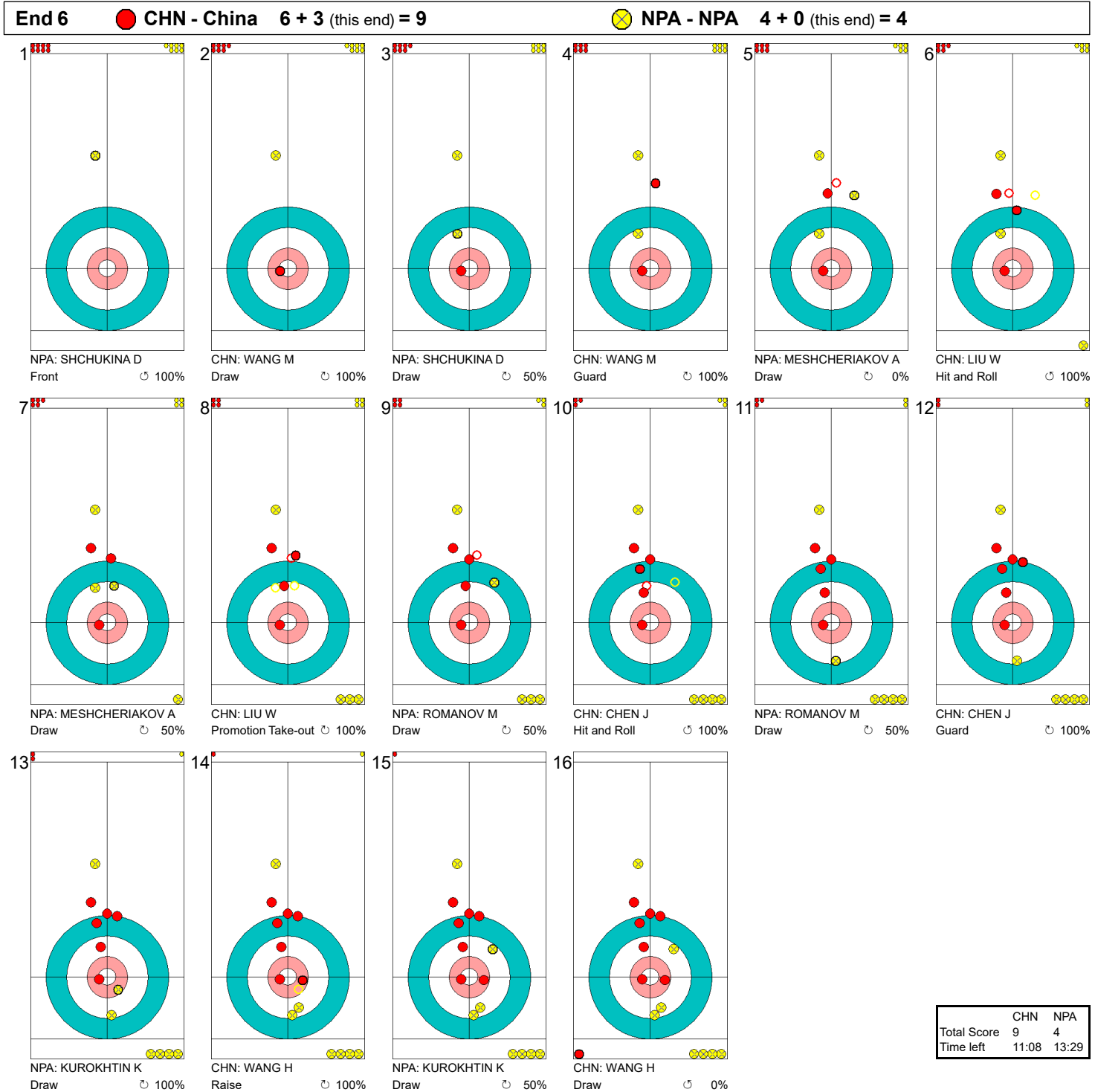
1 ● CHN: WANG M Draw 75%	2 ● NPA: SHCHUKINA D Front 100%	3 ● CHN: WANG M Draw 75%	4 ● NPA: SHCHUKINA D Draw 50%	5 ● CHN: LIU W Clearing 100%	6 ● NPA: MESHCHERIAKOV A Raise 50%
7 ● CHN: LIU W Take-out 0%	8 ● NPA: MESHCHERIAKOV A Draw 50%	9 ● CHN: CHEN J Take-out 50%	10 ● NPA: ROMANOV M Draw 75%	11 ● CHN: CHEN J Double Take-out 50%	12 ● NPA: ROMANOV M Draw 75%
13 ● CHN: WANG H Take-out 0%	14 ● NPA: KUROKHTIN K Draw 50%	15 ● CHN: WANG H Take-out 100%	16 ● NPA: KUROKHTIN K Take-out 50%		

	CHN	NPA
Total Score	6	4
Time left	16:17	17:21

Legend:
 ↻ Clockwise ↺ Counter-clockwise - Not considered



Game - Shot by Shot
게임-각각의 샷



Legend:
 ↻ Clockwise ↺ Counter-clockwise - Not considered



Game - Shot by Shot

게임-각각의 샷

End 7 ● **CHN - China** 9 + 1 (this end) = 10 ● **NPA - NPA** 4 + 0 (this end) = 4



	CHN	NPA
Total Score	10	4
Time left	07:42	06:51

Legend:
 ↻ Clockwise ↻ Counter-clockwise - Not considered





Game Results

대회 경기결과

Sheet	Game	Team	LSFE	1	2	3	4	5	6	7	8	Extra Ends	Total
B	9	SVK - Slovakia		0	0	0	0	3	1	1	0		5
	9	CAN - Canada	*	2	3	1	1	0	0	0	2		9

SVK - Slovakia			Shot Success	
			Game	All
4	ZATKO Peter	M	38%	52%
3	PITONAK Dusan	M	39%	54%
2 S	DURIS Radoslav	M	48%	57%
1 V	KUNKELOVA Monika	F	72%	63%
A	LYOCSA Imrich	M	-	42%
Team Total			49%	55%

CAN - Canada			Shot Success	
			Game	All
4 S	IDESON Mark	M	53%	60%
3 V	FORREST Ina	F	67%	63%
2	THIESSEN Dennis	M	59%	60%
1	WRIGHT Marie	F	67%	65%
A	ANSEEUW Jamie	M	41%	41%
Team Total			59%	62%

Last Stone Draw		Distance
⌚	ZATKO Peter	41.2cm
⌚	PITONAK Dusan	199.6cm
Total		240.8cm

Time remaining: 2 minutes 36 seconds

Time-out: End 7 - SVK stone 5

Last Stone Draw		Distance
⌚	IDESON Mark	126.3cm
⌚	FORREST Ina	39.2cm
Total		165.5cm

Time remaining: 1 minute 23 seconds

Time-out: End 7 - CAN stone 5

ANSEEUW J replaced THIESSEN D at the beginning of end 5

Shot Success Analysis

SVK - Slovakia		⌚	⌚	Game
4 ZATKO Peter	Draws	3 33%	5 25%	8 28%
	Take-outs	6 63%	2 0%	8 47%
	Total	9 53%	7 18%	16 38%
3 PITONAK Dusan	Draws	4 19%	9 44%	13 37%
	Take-outs	2 25%	1 100%	3 50%
	Total	6 21%	10 50%	16 39%
2 DURIS Radoslav	Draws	6 54%	3 17%	9 42%
	Take-outs	1 50%	6 58%	7 57%
	Total	7 54%	9 44%	16 48%
1 KUNKELOVA Monika	Draws	14 75%	0 -	14 75%
	Take-outs	2 50%	0 -	2 50%
	Total	16 72%	0 -	16 72%
A LYOCSA Imrich	Draws	0 -	0 -	0 -
	Take-outs	0 -	0 -	0 -
	Total	0 -	0 -	0 -
Team	Draws	27 57%	17 34%	44 48%
	Take-outs	11 52%	9 50%	20 51%
	Total	38 56%	26 39%	64 49%

CAN - Canada		⌚	⌚	Game
4 IDESON Mark	Draws	5 60%	6 67%	11 64%
	Take-outs	1 100%	3 0%	4 25%
	Total	6 67%	9 44%	15 53%
3 FORREST Ina	Draws	5 75%	4 56%	9 67%
	Take-outs	2 50%	5 75%	7 68%
	Total	7 68%	9 67%	16 67%
2 THIESSEN Dennis	Draws	3 50%	0 -	3 50%
	Take-outs	5 65%	0 -	5 65%
	Total	8 59%	0 -	8 59%
1 WRIGHT Marie	Draws	9 61%	6 75%	15 67%
	Take-outs	0 -	0 -	0 -
	Total	9 61%	6 75%	15 67%
A ANSEEUW Jamie	Draws	1 50%	0 -	1 50%
	Take-outs	4 38%	3 42%	7 39%
	Total	5 40%	3 42%	8 41%
Team	Draws	23 62%	16 67%	39 64%
	Take-outs	12 56%	11 45%	23 51%
	Total	35 60%	27 58%	62 59%

Note:

Position and function for each team member:

4 = Fourth, 3 = Third, 2 = Second, 1 = Lead, A = Alternate, S = Skip, V = Vice-Skip

Legend:

⌚ Clockwise

⌚ Counter-clockwise

F Female

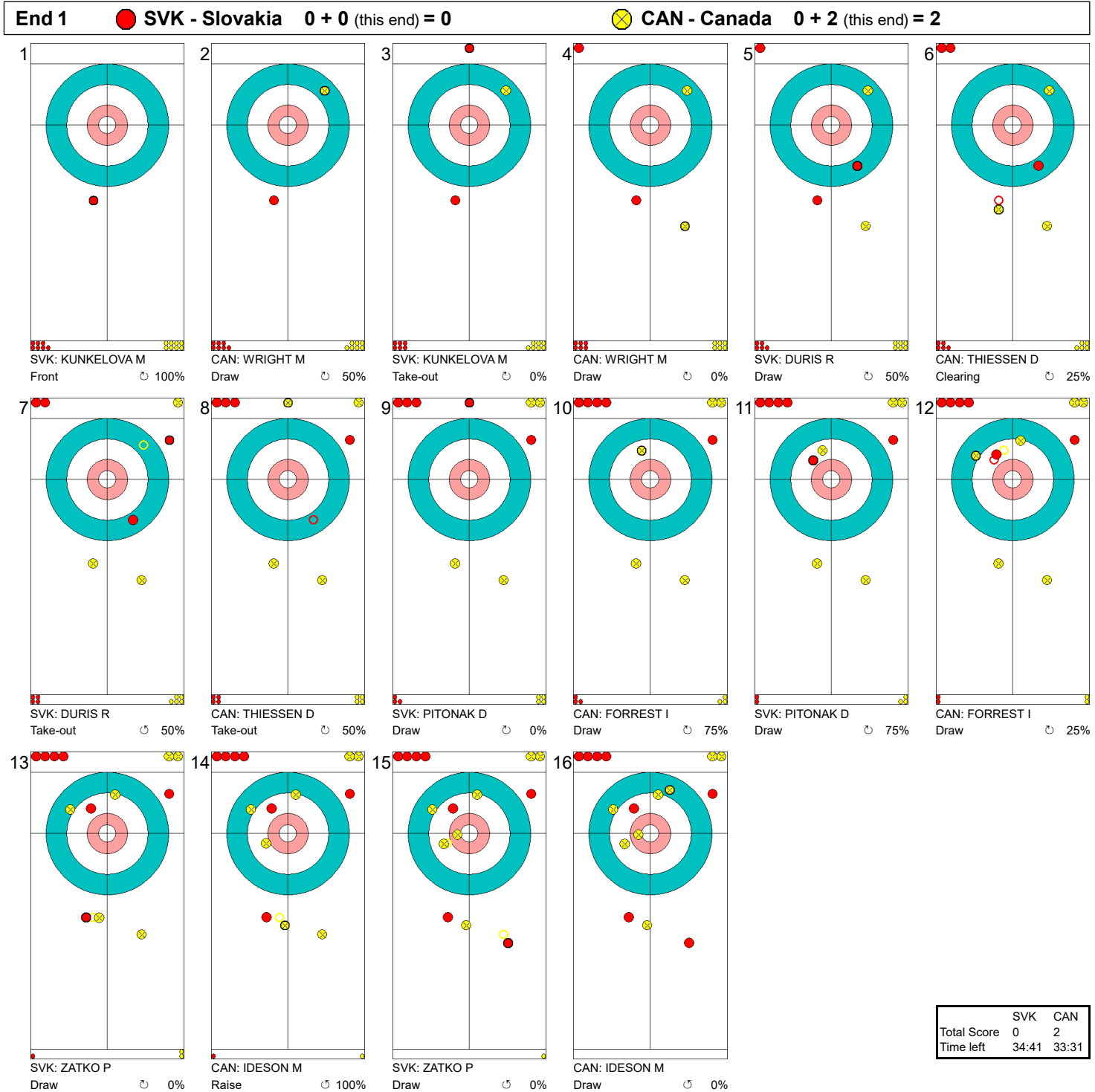
LSFE(*) Last Stone First End

M Male



Game - Shot by Shot

게임-각각의 샷



Legend:
 ↻ Clockwise ↺ Counter-clockwise - Not considered



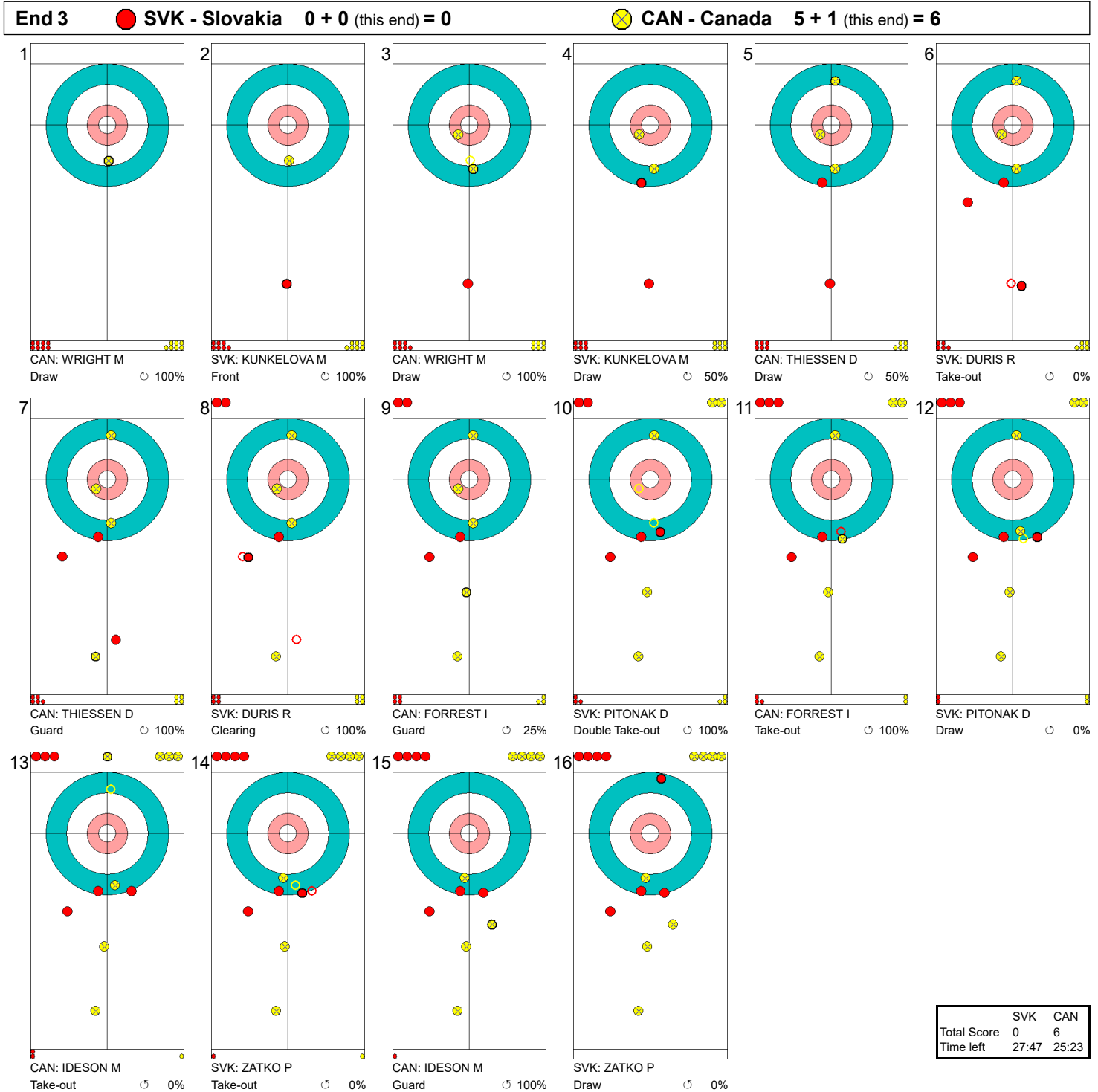
Game - Shot by Shot
게임-각각의 샷



Legend:
 ↻ Clockwise ↺ Counter-clockwise - Not considered




Game - Shot by Shot
게임-각각의 샷



Legend:
 ↻ Clockwise ↺ Counter-clockwise - Not considered



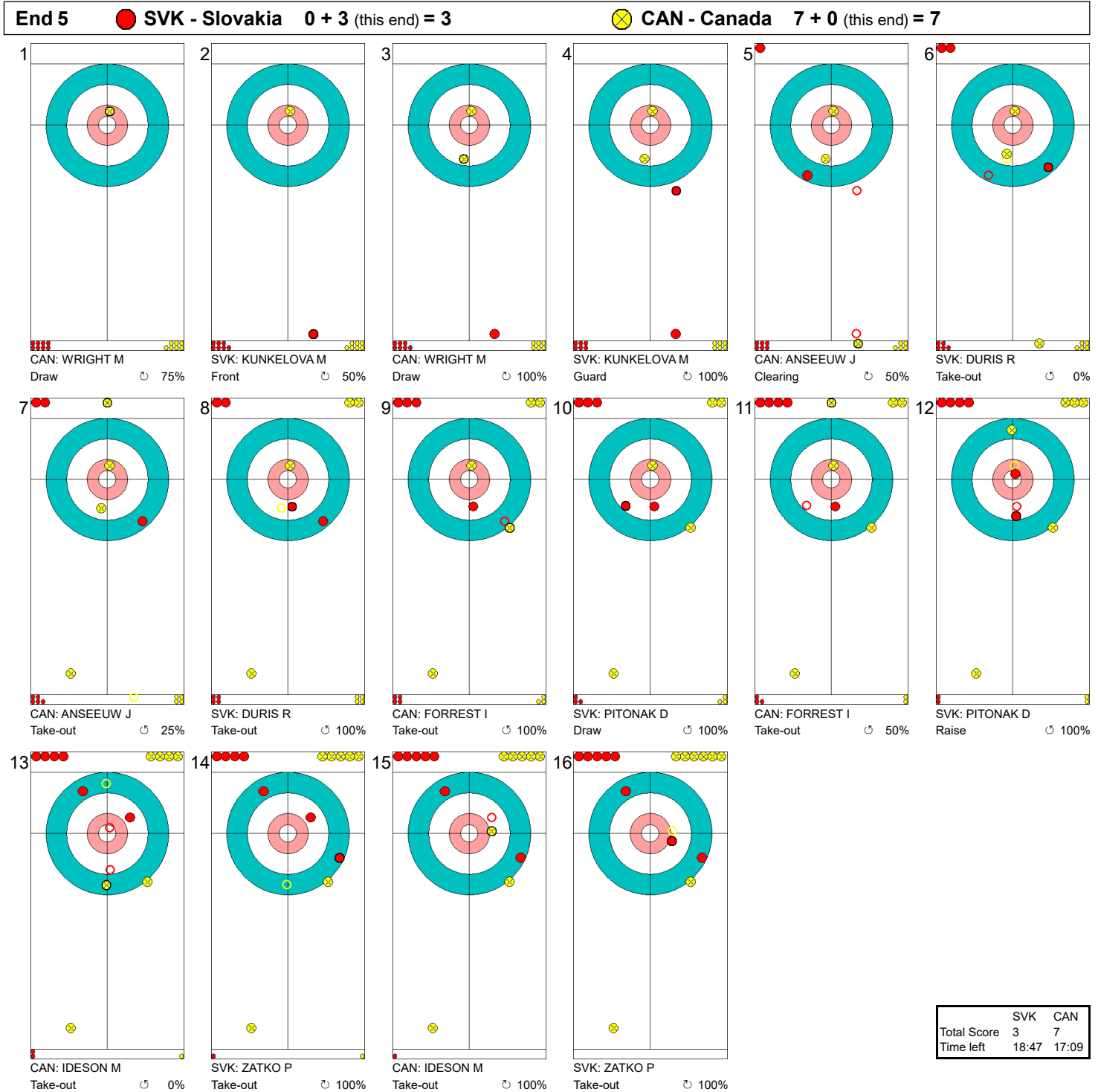
Game - Shot by Shot
게임-각각의 샷



Legend:
 ↻ Clockwise ↺ Counter-clockwise - Not considered



Game - Shot by Shot
게임-각각의 샷



Legend:
 ↻ Clockwise ↺ Counter-clockwise - Not considered



Game - Shot by Shot
게임-각각의 샷

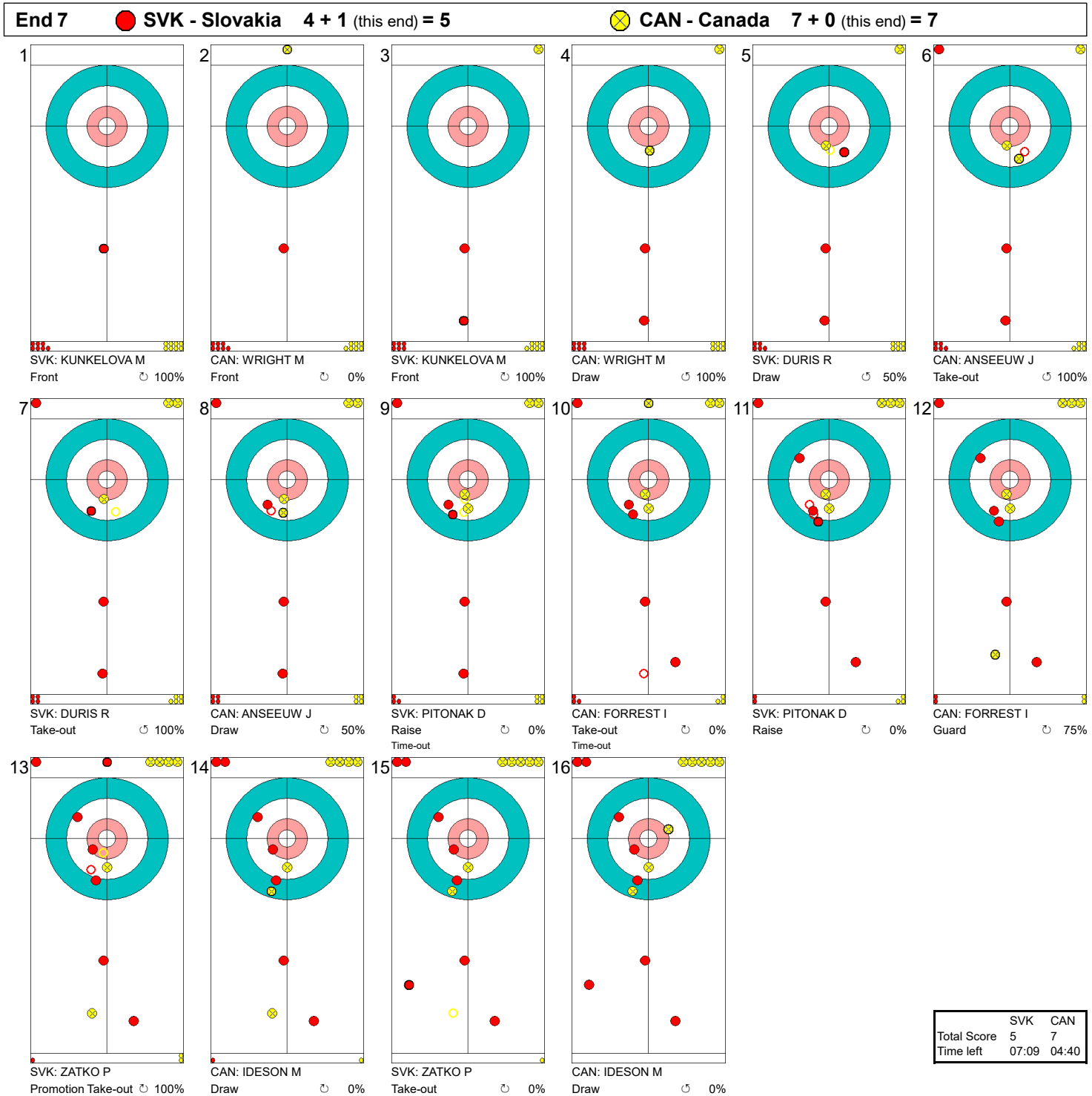


Legend:
 ↻ Clockwise ↺ Counter-clockwise - Not considered



Game - Shot by Shot

 게임-각각의 샷

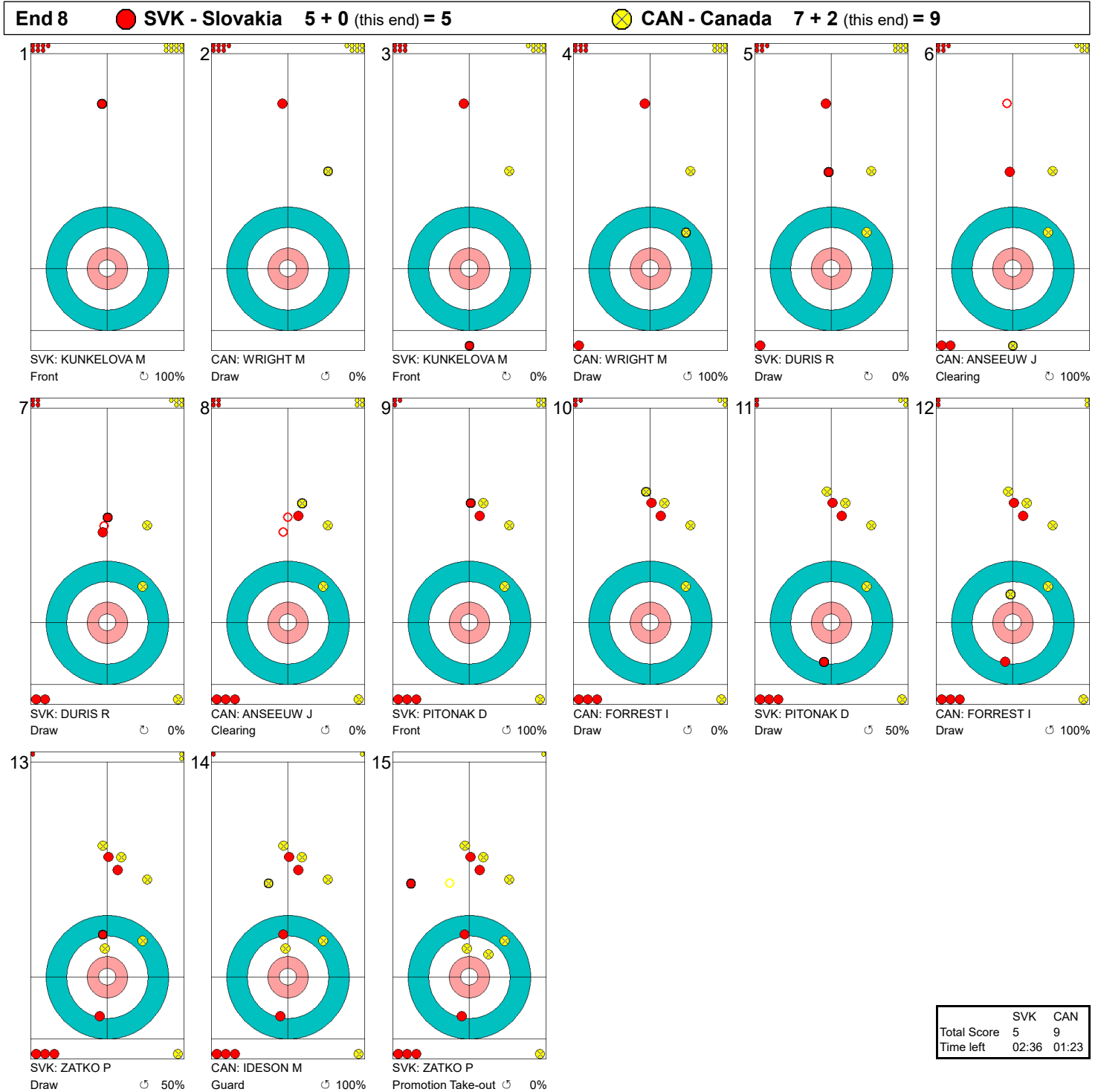


Legend:

↻ Clockwise
 ↺ Counter-clockwise
- Not considered



Game - Shot by Shot
게임-각각의 샷



Legend:
 ↻ Clockwise ↺ Counter-clockwise - Not considered



Game Results

대회 경기결과

Sheet	Game	Team	LSFE	1	2	3	4	5	6	7	8	Extra Ends	Total
C	9	KOR - Republic of Korea		1	1	0	1	0	0	1	X		4
	9	SWE - Sweden	*	0	0	1	0	1	0	0	X		2

KOR - Republic of Korea			Shot Success	
			Game	All
4 V	CHA Jaegoan	M	78 %	63 %
3	JUNG Seungwon	M	72 %	64 %
2 S	SEO Soonseok	M	84 %	68 %
1	BANG Min-Ja	F	83 %	73 %
A	LEE Dongha	M	-	50 %
Team Total			79 %	66 %

SWE - Sweden			Shot Success	
			Game	All
4 S	PETTERSSON DAHL Viljo	M	65 %	53 %
3	PERSSON Ronny	M	63 %	51 %
2	ENGBORG Mats Ola	M	59 %	57 %
1 V	ULANDER Kicki	F	69 %	65 %
A	REPPE Zandra	F	-	71 %
Team Total			64 %	57 %

Last Stone Draw		Distance
↻	SEO Soonseok	199.6cm
↺	CHA Jaegoan	84.7cm
Total		284.3cm

Time remaining: 2 minutes 10 seconds
Time-out: End 7 - KOR stone 7

Last Stone Draw		Distance
↻	ULANDER Kicki	70.2cm
↺	ENGBORG Mats Ola	199.6cm
Total		269.8cm

Time remaining: 1 minute 20 seconds
Time-out: End 8 - SWE stone 4

Shot Success Analysis

KOR - Republic of Korea		↻	↺	Game
4 CHA Jaegoan	Draws	7 68%	0 -	7 68%
	Take-outs	5 80%	3 100%	8 88%
	Total	12 73%	3 100%	15 78%
3 JUNG Seungwon	Draws	2 100%	2 50%	4 75%
	Take-outs	8 69%	4 75%	12 71%
	Total	10 75%	6 67%	16 72%
2 SEO Soonseok	Draws	4 81%	2 100%	6 88%
	Take-outs	5 75%	5 90%	10 83%
	Total	9 78%	7 93%	16 84%
1 BANG Min-Ja	Draws	9 83%	4 69%	13 79%
	Take-outs	2 100%	1 100%	3 100%
	Total	11 86%	5 75%	16 83%
A LEE Dongha	Draws	0 -	0 -	0 -
	Take-outs	0 -	0 -	0 -
	Total	0 -	0 -	0 -
Team	Draws	22 80%	8 72%	30 78%
	Take-outs	20 76%	13 88%	33 81%
	Total	42 78%	21 82%	63 79%

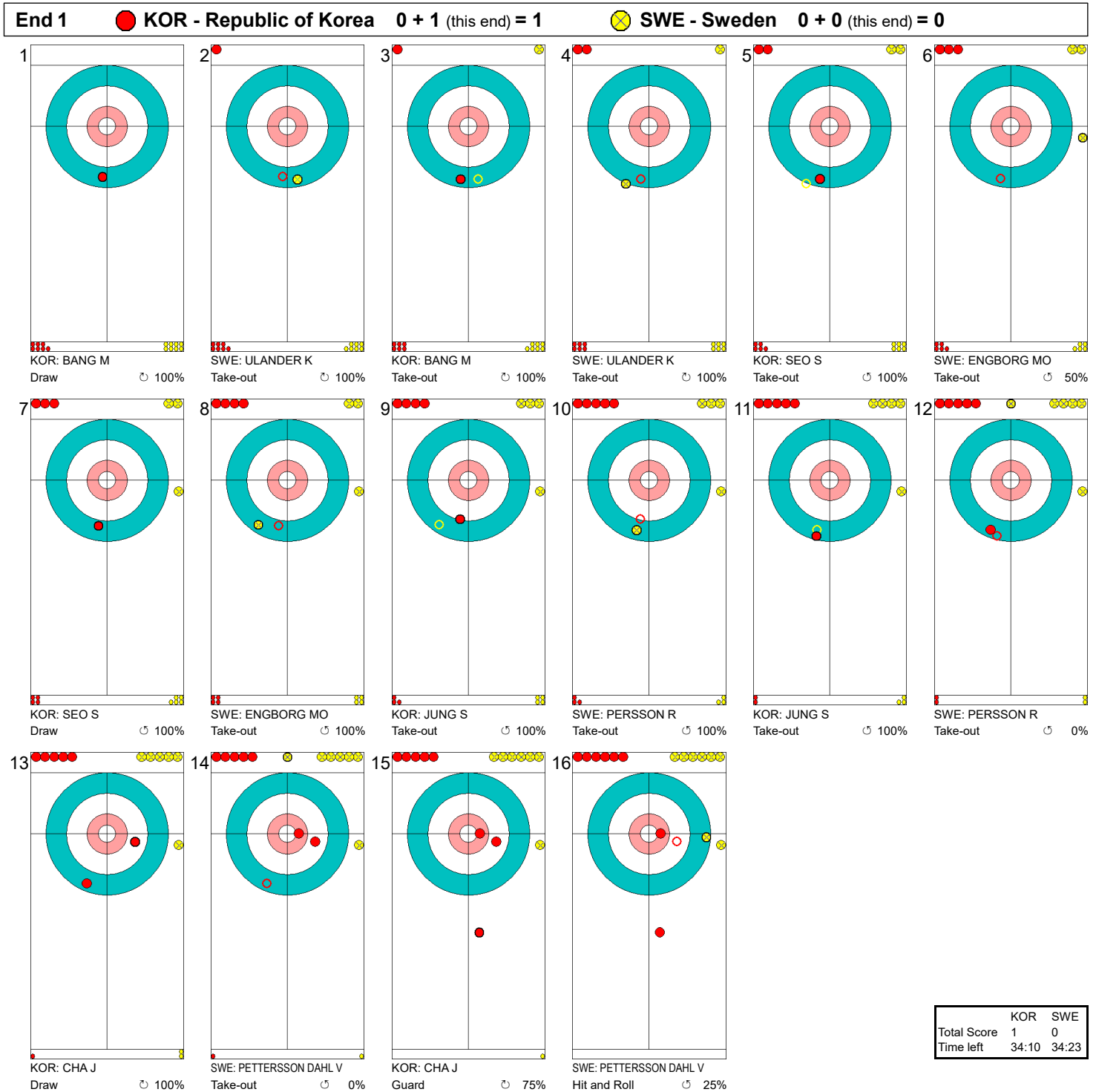
SWE - Sweden		↻	↺	Game
4 PETTERSSON DAHL Viljo	Draws	3 50%	0 -	3 50%
	Take-outs	5 100%	7 46%	12 69%
	Total	8 81%	7 46%	15 65%
3 PERSSON Ronny	Draws	1 100%	3 17%	4 38%
	Take-outs	5 60%	7 79%	12 71%
	Total	6 67%	10 60%	16 63%
2 ENGBORG Mats Ola	Draws	1 75%	3 83%	4 81%
	Take-outs	6 33%	6 71%	12 52%
	Total	7 39%	9 75%	16 59%
1 ULANDER Kicki	Draws	8 69%	1 100%	9 72%
	Take-outs	3 100%	4 38%	7 64%
	Total	11 77%	5 50%	16 69%
A REPPE Zandra	Draws	0 -	0 -	0 -
	Take-outs	0 -	0 -	0 -
	Total	0 -	0 -	0 -
Team	Draws	13 67%	7 57%	20 64%
	Take-outs	19 68%	24 60%	43 64%
	Total	32 68%	31 60%	63 64%

Note:
Position and function for each team member:
4 = Fourth, 3 = Third, 2 = Second, 1 = Lead, A = Alternate, S = Skip, V = Vice-Skip

Legend:
↻ Clockwise ↺ Counter-clockwise F Female
LSFE(*) Last Stone First End M Male X Unplayed/unfinished end due to concession



Game - Shot by Shot
게임-각각의 샷



Legend:
 ↻ Clockwise ↺ Counter-clockwise - Not considered

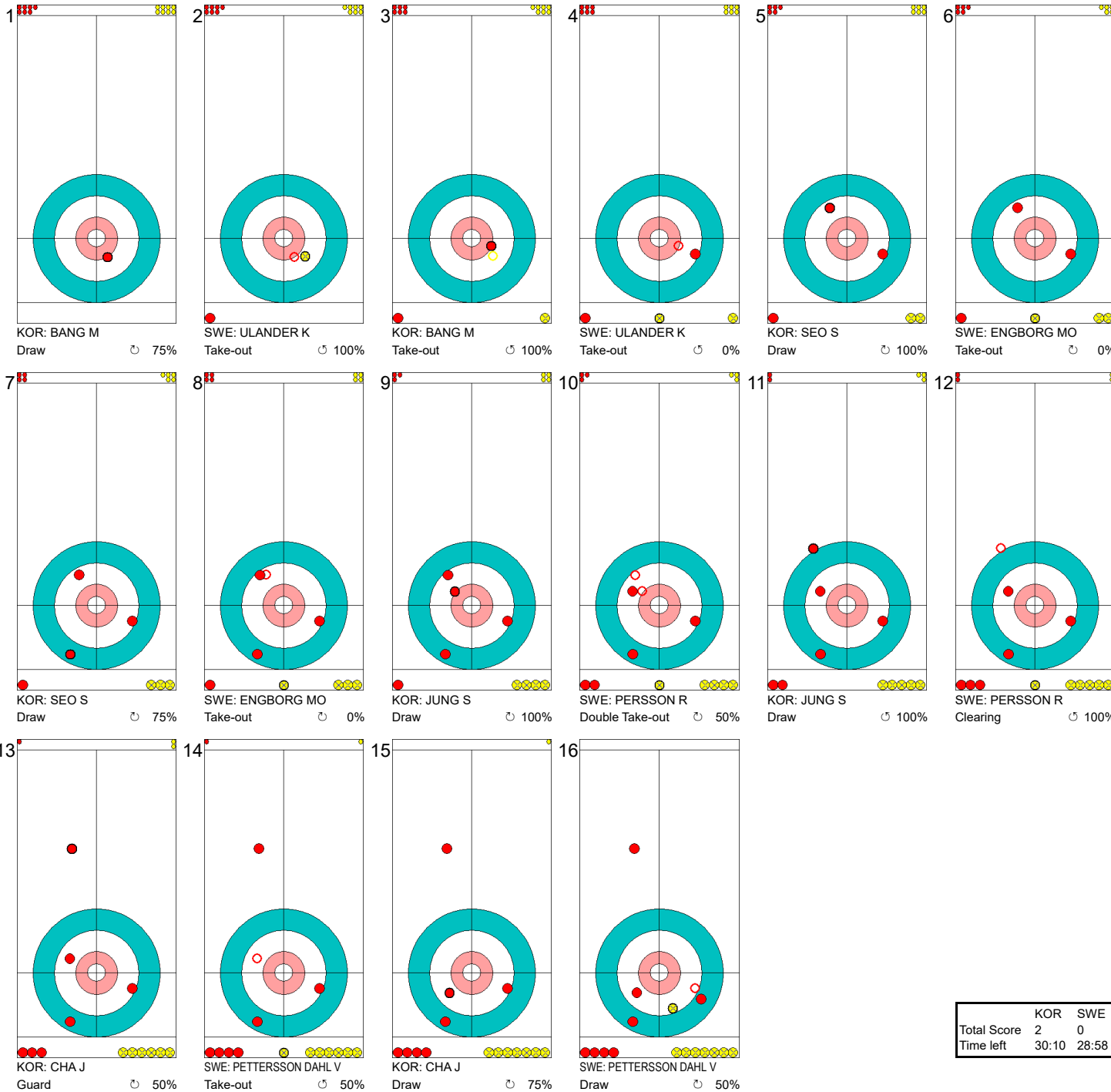


Game - Shot by Shot

게임-각각의 샷

● **KOR - Republic of Korea** 1 + 1 (this end) = 2

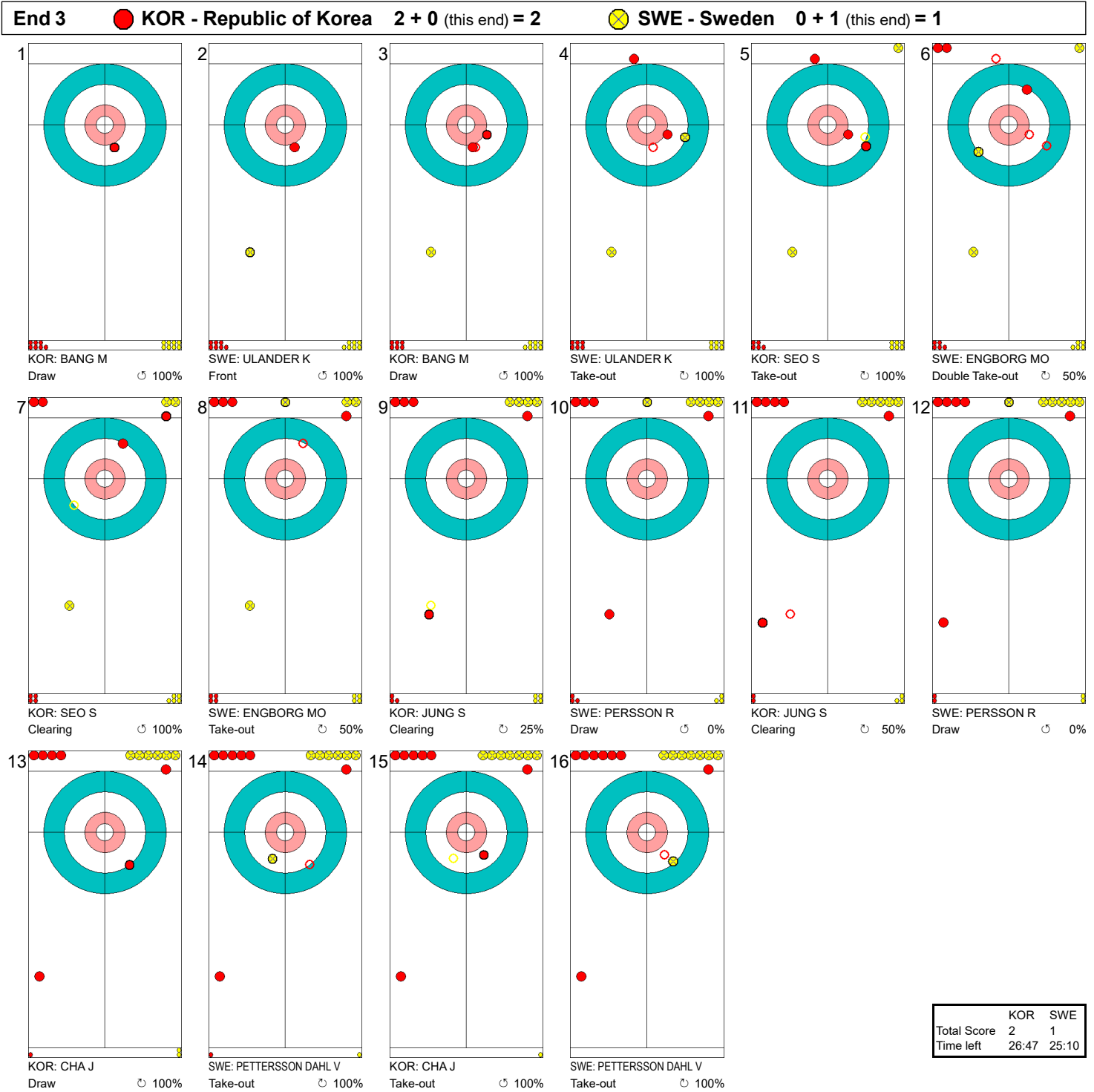
⊗ **SWE - Sweden** 0 + 0 (this end) = 0



Legend:
↻ Clockwise ↺ Counter-clockwise - Not considered



Game - Shot by Shot
게임-각각의 샷



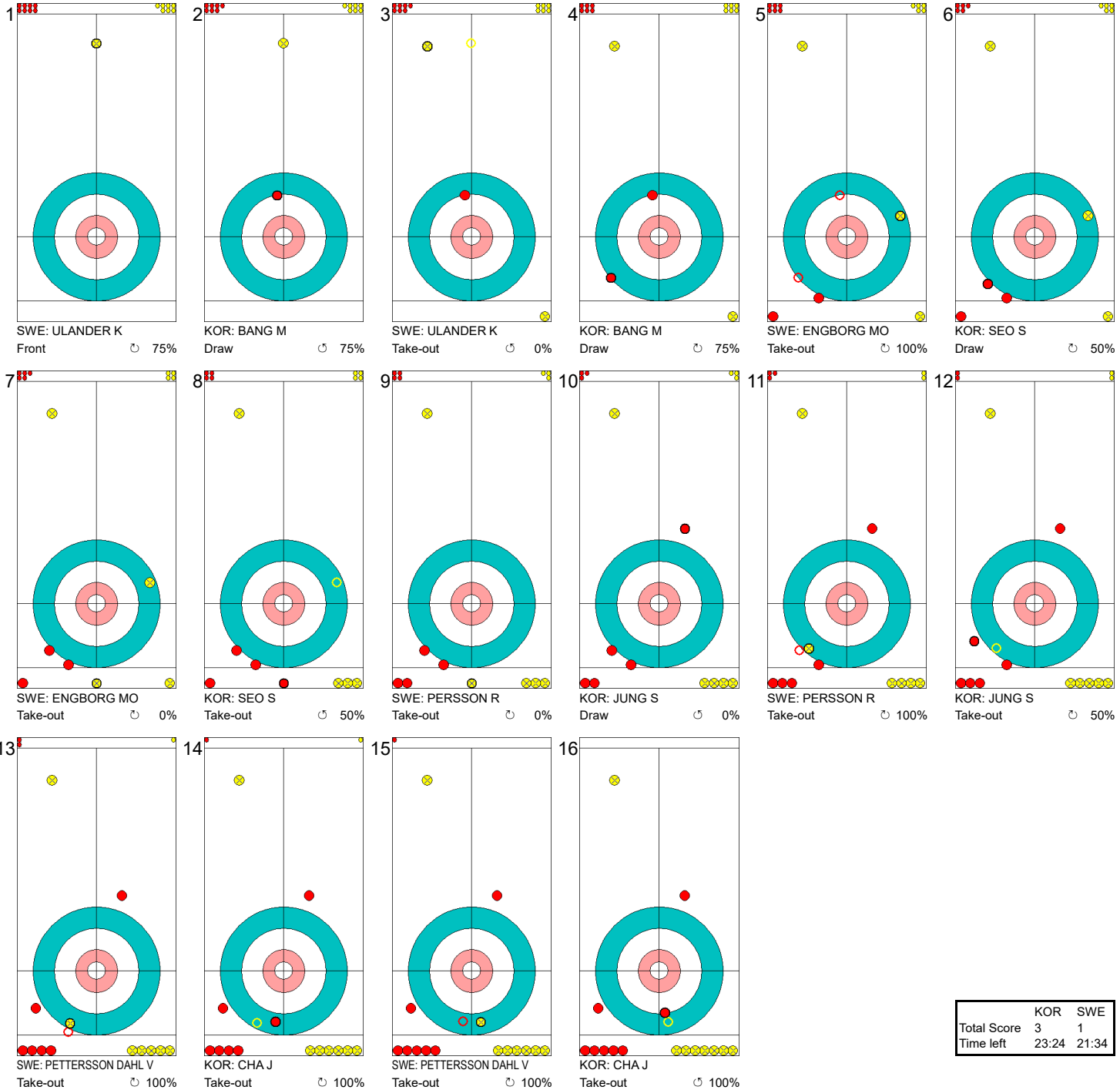
Legend:
 Clockwise Counter-clockwise - Not considered





Game - Shot by Shot
게임-각각의 샷

End 4 ● KOR - Republic of Korea 2 + 1 (this end) = 3 ○ SWE - Sweden 1 + 0 (this end) = 1



	KOR	SWE
Total Score	3	1
Time left	23:24	21:34

Legend:
 ↻ Clockwise ↺ Counter-clockwise - Not considered



Game - Shot by Shot

게임-각각의 샷

End 5 ● **KOR - Republic of Korea** 3 + 0 (this end) = 3 ● **SWE - Sweden** 1 + 1 (this end) = 2

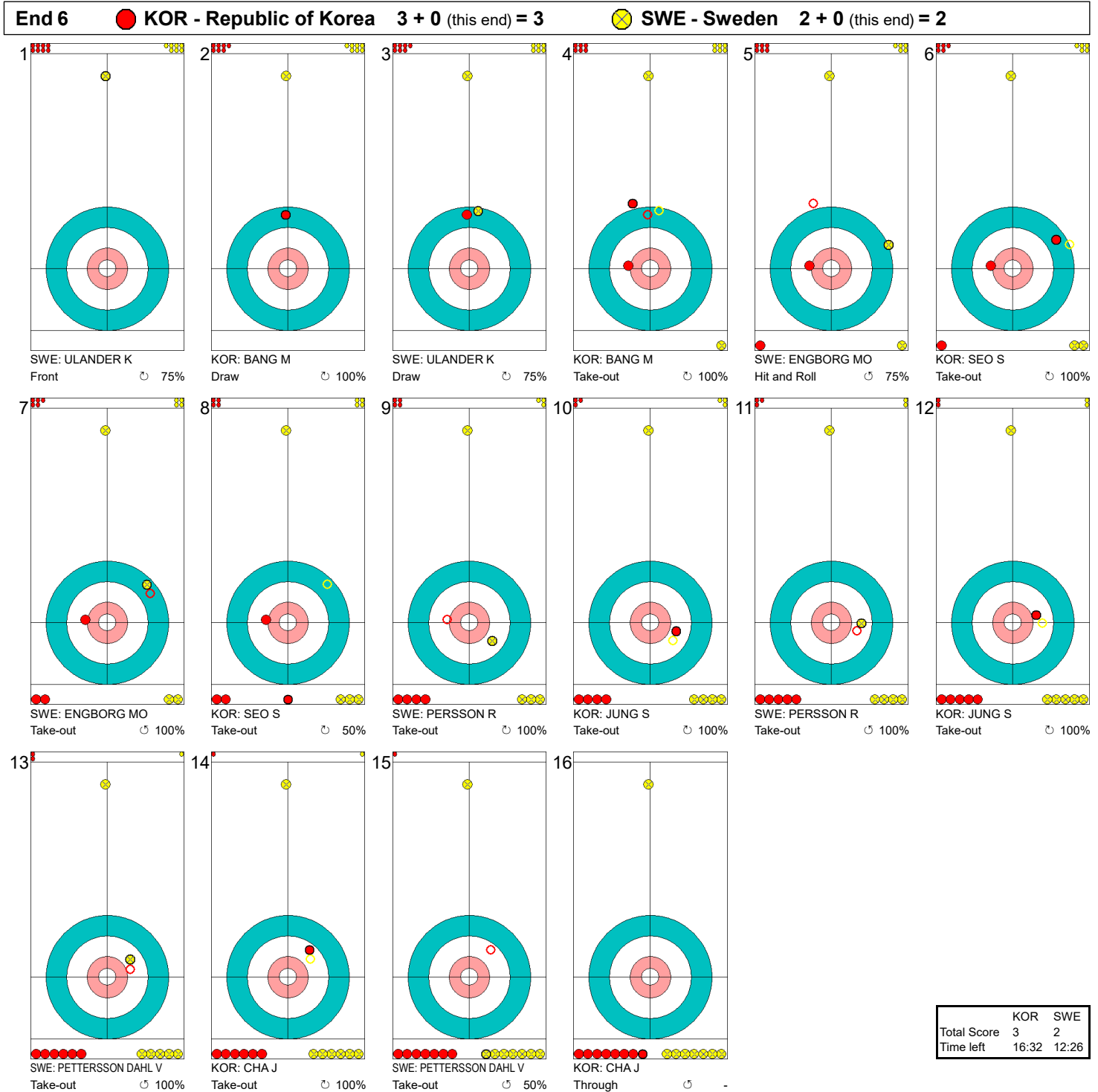


	KOR	SWE
Total Score	3	2
Time left	20:10	16:42

Legend:
 ↻ Clockwise ↺ Counter-clockwise - Not considered



Game - Shot by Shot
게임-각각의 샷



Legend:
 ↻ Clockwise ↺ Counter-clockwise - Not considered



Game - Shot by Shot
게임-각각의 샷

End 7 **KOR - Republic of Korea 3 + 1 (this end) = 4** **SWE - Sweden 2 + 0 (this end) = 2**



	KOR	SWE
Total Score	4	2
Time left	08:43	06:21

Legend:
 ↻ Clockwise ↺ Counter-clockwise - Not considered





Game - Shot by Shot
게임-각각의 샷

End 8 **KOR - Republic of Korea** 4 + X (this end) = 4 **SWE - Sweden** 2 + X (this end) = 2



	KOR	SWE
Total Score	4	2
Time left	02:10	01:20

Legend:
 ↻ Clockwise ↺ Counter-clockwise - Not considered
 X Unfinished end due to concession



Game Results

대회 경기결과

Sheet	Game	Team	LSFE	1	2	3	4	5	6	7	8	Extra Ends	Total
D	9	NOR - Norway	*	2	2	0	1	0	1	0	X		6
	9	FIN - Finland		0	0	1	0	1	0	2	X		4

NOR - Norway			Shot Success	
			Game	All
4	S	LORENTSEN Rune	M	67%
3	V	STORDAHL Jostein	M	48%
2		SYVERSEN Ole Fredrik	M	70%
1		LOECHEN Sissel	F	61%
A		IVERSEN Rikke	F	-
Team Total				61%

FIN - Finland			Shot Success	
			Game	All
4	S	KARJALAINEN Sari	F	45%
3		KARJALAINEN Markku	M	58%
2	V	JAASKELAINEN Yrjo Tapani	M	48%
1		LEPPANEN Vesa	M	70%
A		SAROSALO Riitta	F	-
Team Total				56%

Last Stone Draw		Distance
⌚	LORENTSEN Rune	199.6cm
⌚	LOECHEN Sissel	62.7cm
Total		262.3cm

Last Stone Draw		Distance
⌚	JAASKELAINEN Yrjo Tapani	199.6cm
⌚	KARJALAINEN Sari	149.8cm
Total		349.4cm

Time remaining: 2 minutes 2 seconds

Time remaining: 4 minutes 21 seconds

Shot Success Analysis

NOR - Norway		⌚	⌚	Game	
4	LORENTSEN Rune	Draws	2 25%	2 50%	4 38%
		Take-outs	5 60%	6 92%	11 77%
		Total	7 50%	8 81%	15 67%
3	STORDAHL Jostein	Draws	4 50%	2 38%	6 46%
		Take-outs	6 50%	4 50%	10 50%
		Total	10 50%	6 46%	16 48%
2	SYVERSEN Ole Fredrik	Draws	2 50%	4 75%	6 67%
		Take-outs	6 67%	4 81%	10 73%
		Total	8 63%	8 78%	16 70%
1	LOECHEN Sissel	Draws	10 55%	1 100%	11 59%
		Take-outs	2 75%	1 50%	3 67%
		Total	12 58%	2 75%	14 61%
A	IVERSEN Rikke	Draws	0 -	0 -	0 -
		Take-outs	0 -	0 -	0 -
		Total	0 -	0 -	0 -
Team		Draws	18 50%	9 64%	27 55%
		Take-outs	19 61%	15 75%	34 67%
		Total	37 55%	24 71%	61 61%

FIN - Finland		⌚	⌚	Game	
4	KARJALAINEN Sari	Draws	4 38%	5 50%	9 44%
		Take-outs	4 25%	2 88%	6 46%
		Total	8 31%	7 61%	15 45%
3	KARJALAINEN Markku	Draws	4 56%	4 31%	8 44%
		Take-outs	6 63%	2 100%	8 72%
		Total	10 60%	6 54%	16 58%
2	JAASKELAINEN Yrjo Tapani	Draws	6 38%	4 50%	10 43%
		Take-outs	1 100%	5 50%	6 58%
		Total	7 46%	9 50%	16 48%
1	LEPPANEN Vesa	Draws	12 69%	3 67%	15 68%
		Take-outs	1 100%	0 -	1 100%
		Total	13 71%	3 67%	16 70%
A	SAROSALO Riitta	Draws	0 -	0 -	0 -
		Take-outs	0 -	0 -	0 -
		Total	0 -	0 -	0 -
Team		Draws	26 55%	16 48%	42 52%
		Take-outs	12 56%	9 69%	21 62%
		Total	38 55%	25 56%	63 56%

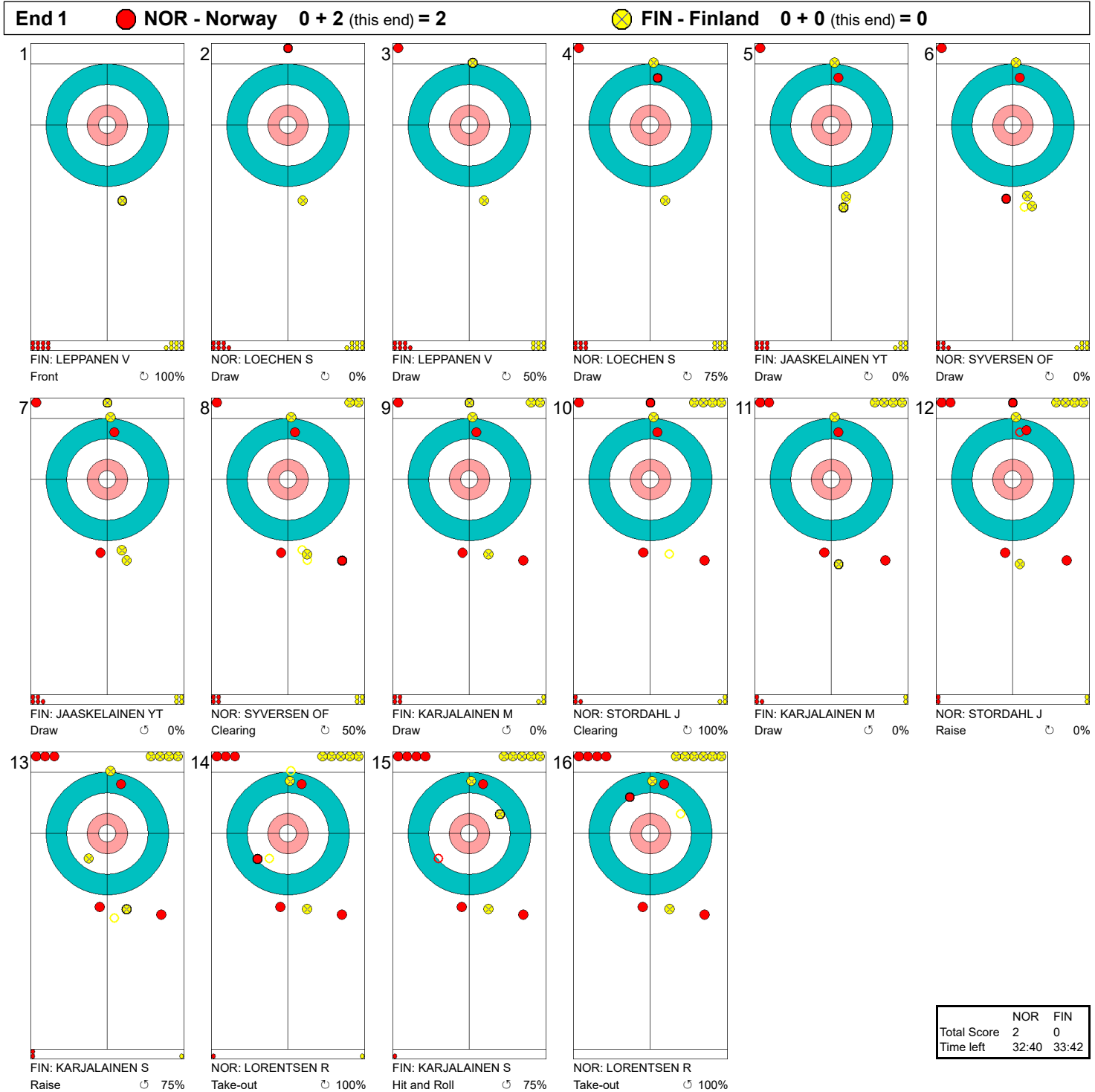
Note:
Position and function for each team member:
4 = Fourth, 3 = Third, 2 = Second, 1 = Lead, A = Alternate, S = Skip, V = Vice-Skip

Legend:
⌚ Clockwise ⌚ Counter-clockwise F Female
LSFE(*) Last Stone First End M Male X Unplayed/unfinished end due to concession



Game - Shot by Shot

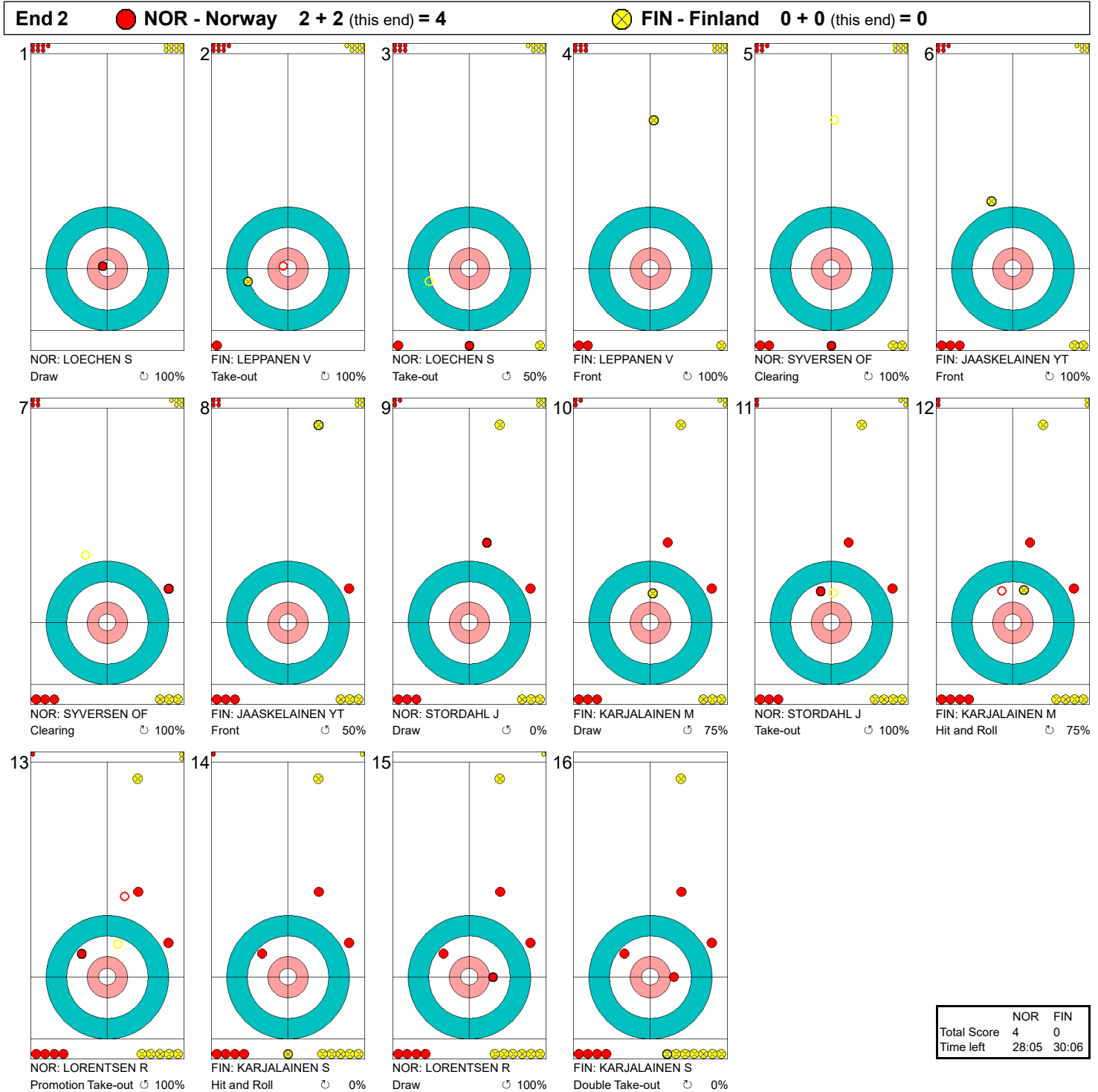
게임-각각의 샷



Legend:
 ↻ Clockwise ↺ Counter-clockwise - Not considered



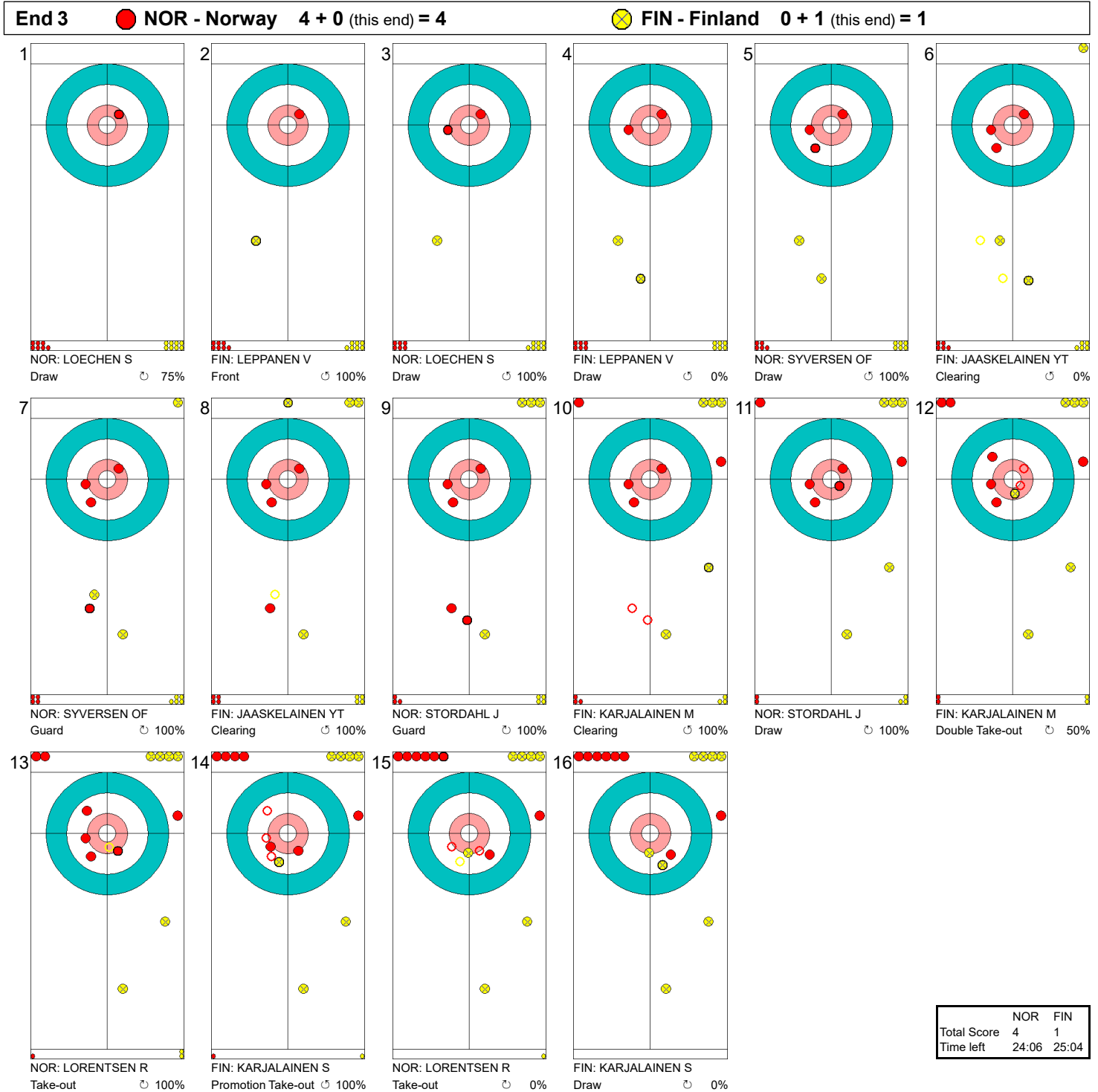
Game - Shot by Shot
게임-각각의 샷



Legend:
 Clockwise Counter-clockwise - Not considered



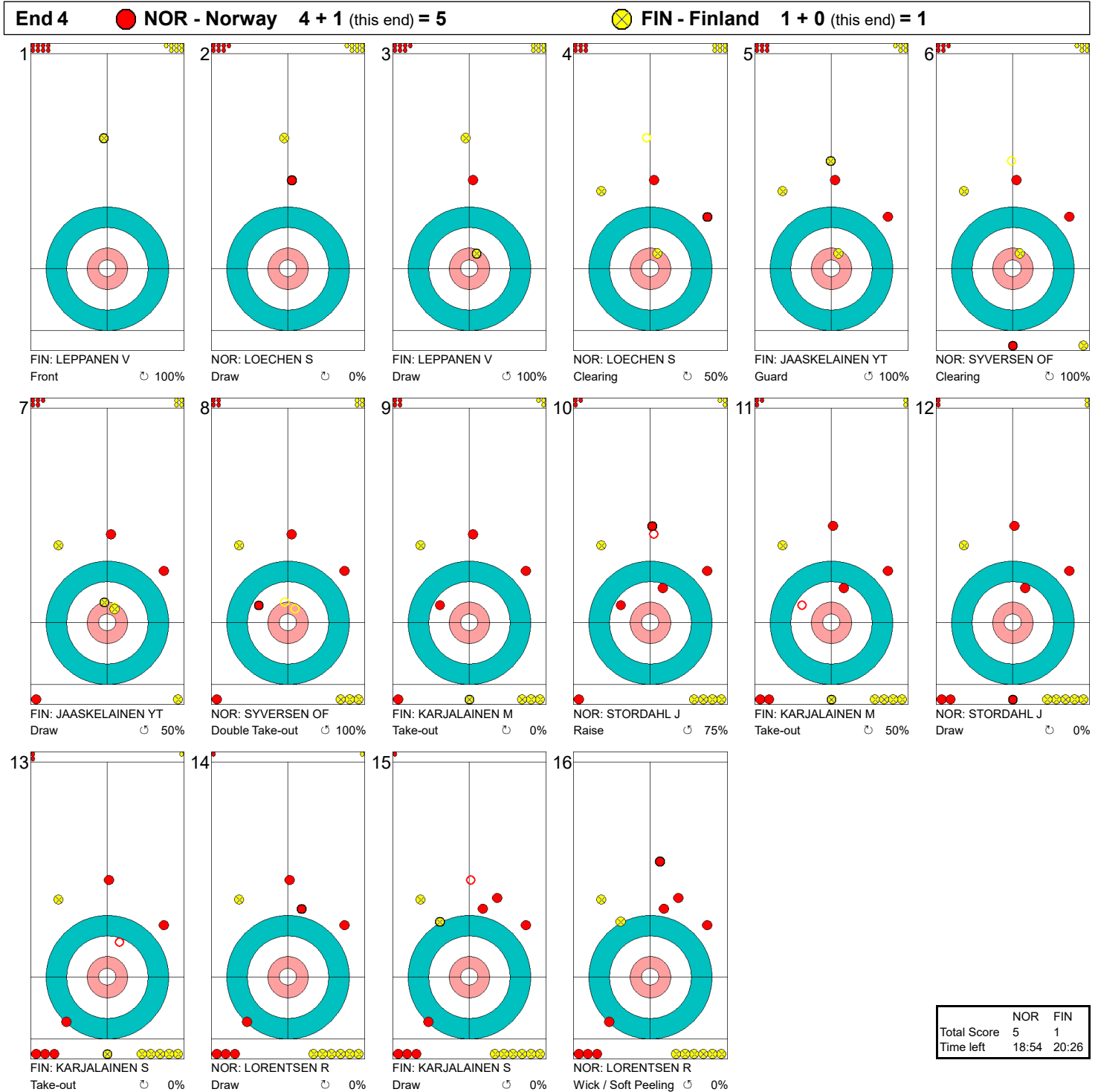
Game - Shot by Shot
게임-각각의 샷



Legend:
 Clockwise Counter-clockwise - Not considered



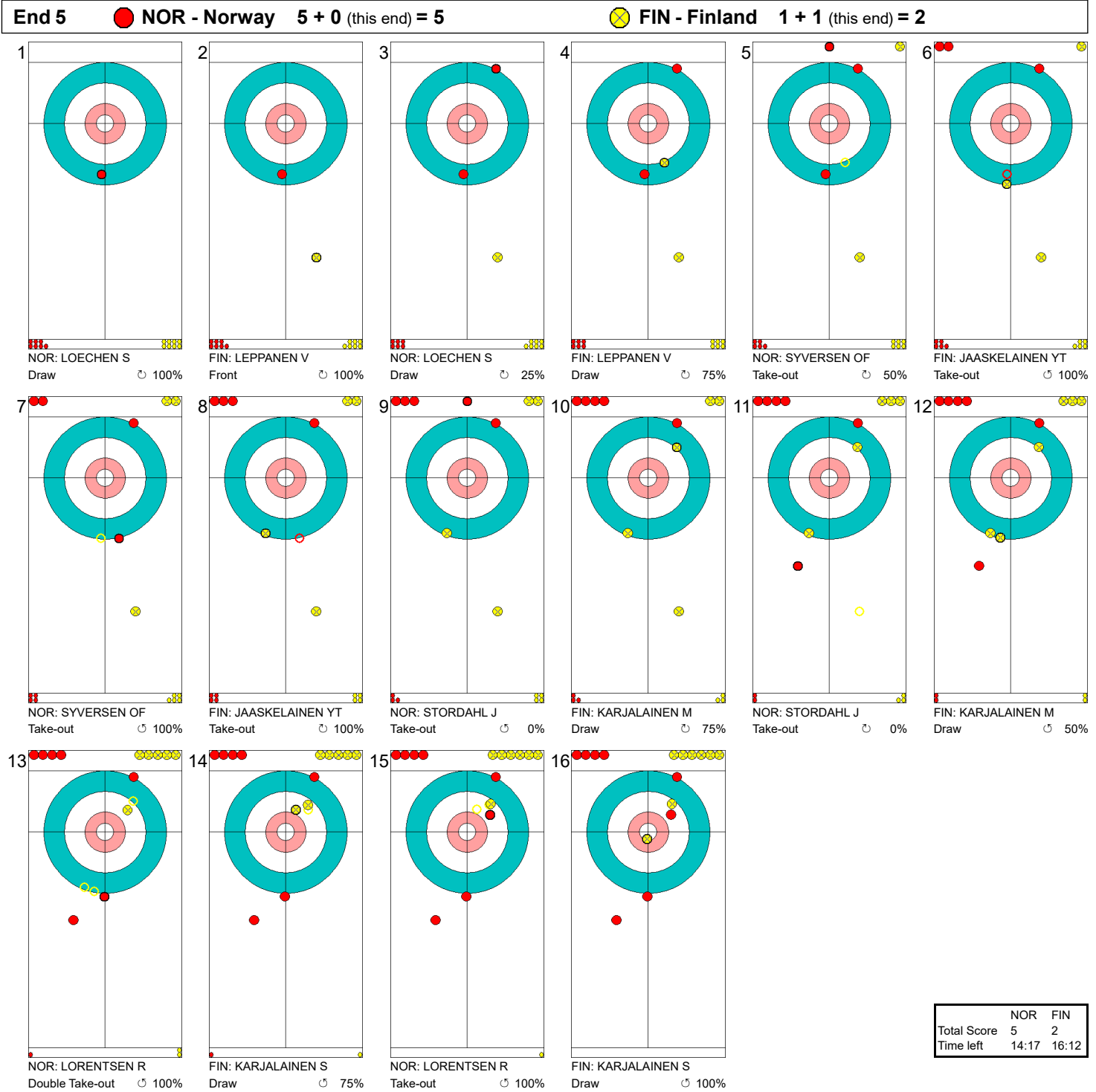
Game - Shot by Shot
게임-각각의 샷



Legend:
 Clockwise Counter-clockwise - Not considered



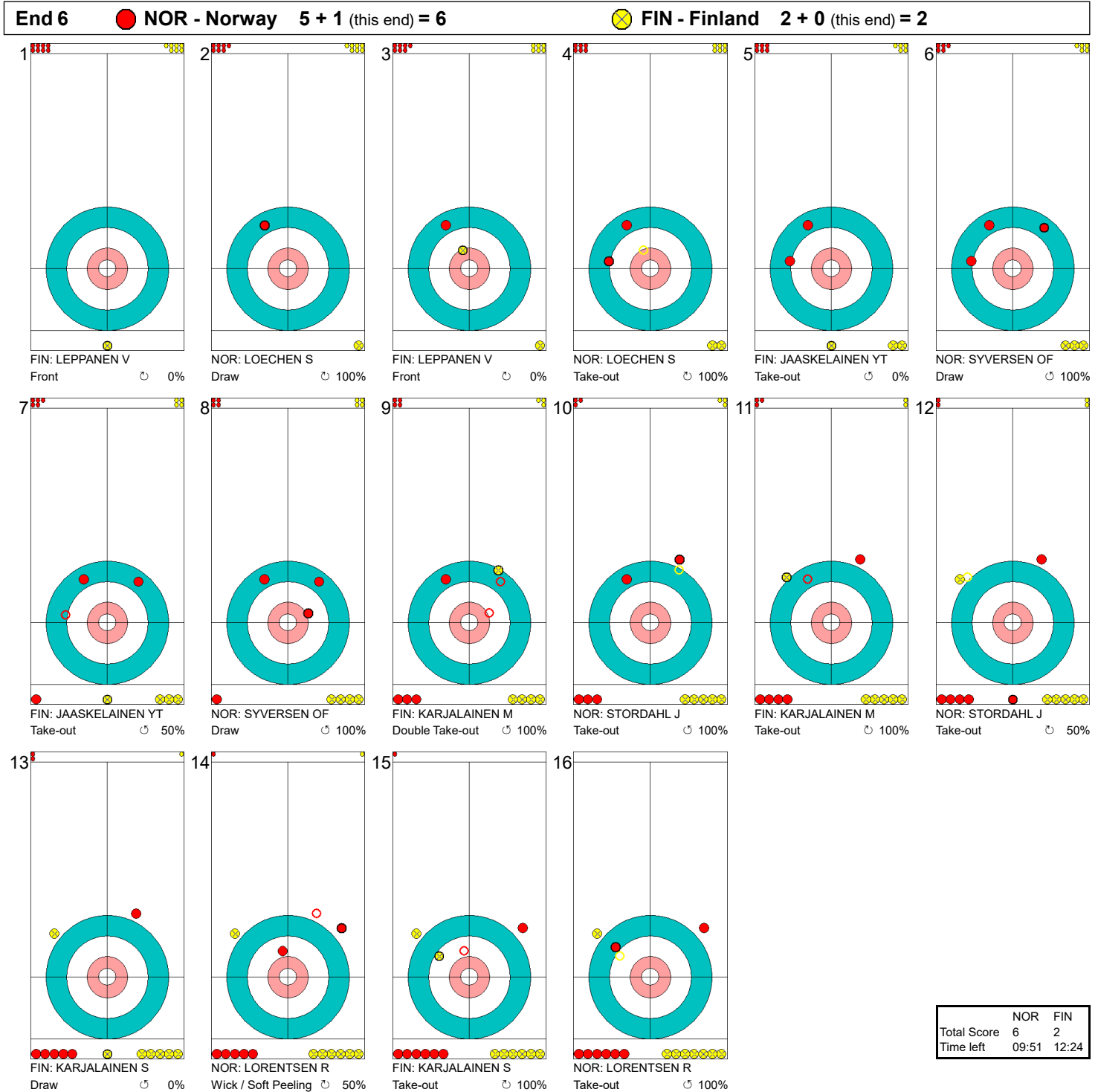
Game - Shot by Shot
게임-각각의 샷



Legend:
 Clockwise Counter-clockwise - Not considered



Game - Shot by Shot
게임-각각의 샷



Legend:
 Clockwise Counter-clockwise - Not considered



Game - Shot by Shot
게임-각각의 샷

End 7 **NOR - Norway** 6 + 0 (this end) = 6 **FIN - Finland** 2 + 2 (this end) = 4



	NOR	FIN
Total Score	6	4
Time left	05:35	08:34

Legend:
 ↻ Clockwise ↺ Counter-clockwise - Not considered



Game - Shot by Shot
게임-각각의 샷



Legend:
 ↻ Clockwise ↺ Counter-clockwise - Not considered
 X Unfinished end due to concession



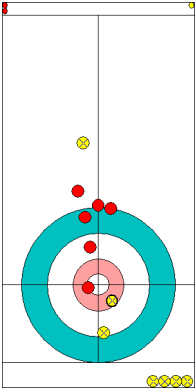
Most Important Shots

승부 유효 샷

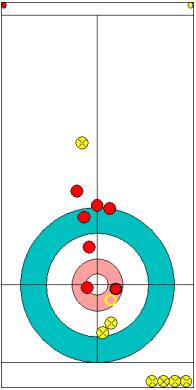
Sheet	Game	Team	LSFE	1	2	3	4	5	6	7	8	Extra Ends	Total
A	9	CHN - People's Republic of China	●	*	3	0	0	3	0	3	1	X	10
	9	NPA - Neutral Paralympic Athletes	●		0	1	2	0	1	0	0	X	4

Most Important Shot:

After the Skip of team NPA had played with his first stone a draw to the four foot behind cover to lay second, the Chinese Skip WANG H played a very nice Raise on that stone to sit with three stones. Team NPA was then not able to get into scoring position and the Chinese team scored 3 points, taking definitely full control of the game.



Before



After

End: 6

Team: CHN - People's Republic of China

Player: WANG Haitao

Team Stone: 1 2 3 4 5 6 ⑦ 8

Task: Raise

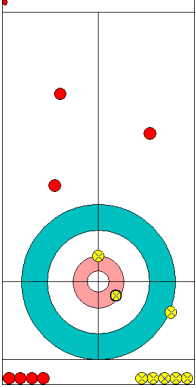
Rotation: ⤵

Shot Success: 100%

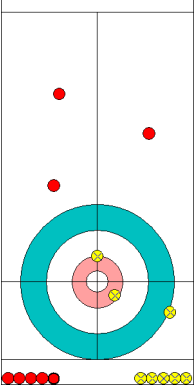
Sheet	Game	Team	LSFE	1	2	3	4	5	6	7	8	Extra Ends	Total
B	9	SVK - Slovakia	●		0	0	0	0	3	1	1	0	5
	9	CAN - Canada	●	*	2	3	1	1	0	0	0	2	9

Most Important Shot:

The Canadian Skip IDESON M played a draw to the four foot to lay three stones. When the Slovakian Fourth ZATKO P was heavy with his last Draw, the Canadian team took control of the game, scoring three points in this end.



Before



After

End: 2

Team: SVK - Slovakia

Player: ZATKO Peter

Team Stone: 1 2 3 4 5 6 7 ⑧

Task: Draw

Rotation: ⤵

Shot Success: 0%



Most Important Shots
승부 유효 샷

Sheet	Game	Team	LSFE	1	2	3	4	5	6	7	8	Extra Ends	Total
C	9	KOR - Republic of Korea	●	1	1	0	1	0	0	1	X		4
	9	SWE - Sweden	●	*	0	0	1	0	1	0	0	X	

Most Important Shot:

Under the pressure to possibly lose the game, the Korean Fourth CHA J played a perfect Double Take-out, removing 2 Swedish stones from the house and moving the third shot stone out of scoring position. It was the turning point of this end.

Before

After

End: 8

Team: KOR - Republic of Korea

Player: CHA Jaegoan

Team Stone: 1 2 3 4 5 6 ⑦ 8

Task: Double Take-out

Rotation: ⤵

Shot Success: 100%

Sheet	Game	Team	LSFE	1	2	3	4	5	6	7	8	Extra Ends	Total
D	9	NOR - Norway	●	*	2	2	0	1	0	1	0	X	6
	9	FIN - Finland	●		0	0	1	0	1	0	2	X	4

Most Important Shot:

The Norwegian Skip LORENTSEN R played a perfect Draw to the four foot right on the tee-line behind cover. This then forced the Finnish Skip KARJALAINEN S to play a Double Take-out with her last stone. She missed and team Norway stole 2 points.

Before

After

End: 2

Team: NOR - Norway

Player: LORENTSEN Rune

Team Stone: 1 2 3 4 5 6 7 ⑧

Task: Draw

Rotation: ⤵

Shot Success: 100%

Legend:
 ⤵ Clockwise ⤴ Counter-clockwise **LSFE(*)** Last Stone First End
 X Unplayed/unfinished end due to concession



Session Results and Standings

세션 결과 및 순위

Sheet	Game	Team	LSFE	1	2	3	4	5	6	7	8	Extra Ends	Total
A	9	GBR - Great Britain	*	0	1	0	0	1	0	1	X		3
	9	USA - United States of America		1	0	3	2	0	3	0	X		9
B	8	KOR - Republic of Korea		0	2	0	0	0	0	X	X		2
	8	NOR - Norway	*	2	0	0	2	1	4	X	X		9
C	9	GER - Germany	*	0	1	0	0	3	0	X	X		4
	9	SUI - Switzerland		1	0	4	2	0	2	X	X		9
D	8	CAN - Canada		0	0	1	0	1	1	0	2		5
	8	NPA - Neutral Paralympic Athletes	*	1	0	0	1	0	0	2	0		4

Current Standings

Rank	Team	Games	Wins	Losses
1	CHN - People's Republic of China	8	7	1
2	CAN - Canada	8	6	2
2	KOR - Republic of Korea	8	6	2
4	GBR - Great Britain	9	5	4
4	SUI - Switzerland	9	5	4
6	NOR - Norway	8	4	4
6	NPA - Neutral Paralympic Athletes	8	4	4
8	GER - Germany	9	4	5
9	SVK - Slovakia	8	3	5
10	FIN - Finland	8	2	6
10	SWE - Sweden	8	2	6
12	USA - United States of America	9	2	7

Note:
Under WCF rules, tie-breaking rules for standings are not applied until after the last game of the round robin.

Legend:
LSFE(*) Last Stone First End X Unplayed/unfinished end due to concession



Game Results
 대회 경기결과

Sheet	Game	Team	LSFE	1	2	3	4	5	6	7	8	Extra Ends	Total
A	9	GBR - Great Britain	*	0	1	0	0	1	0	1	X		3
	9	USA - United States of America		1	0	3	2	0	3	0	X		9

GBR - Great Britain			Shot Success	Game	All
4 S	NEILSON Aileen	F	54%	54%	
3 V	NIBLOE Hugh	M	28%	63%	
2	EWAN Gregor	M	46%	58%	
1	McPHERSON Bob	M	77%	72%	
A	MALONE Angie	F	88%	61%	
Team Total			55%	62%	

USA - United States of America			Shot Success	Game	All
4 V	EMT Steve	M	82%	62%	
3 S	BLACK Kirk	M	61%	52%	
2	MARSHALL Justin	M	75%	60%	
1	GREELY Penny	F	44%	62%	
A	LINO Meghan	F	-	-	
Team Total			68%	59%	

Last Stone Draw Distance

⌚	NEILSON Aileen	38.6cm
⌚	McPHERSON Bob	95.0cm
Total		133.6cm

Last Stone Draw Distance

⌚	MARSHALL Justin	21.4cm
⌚	EMT Steve	167.6cm
Total		189.0cm

Time remaining: 7 minutes 32 seconds

Time remaining: 10 minutes 9 seconds

MALONE A replaced NIBLOE H at the beginning of end 6
 Revised line-up: (4 S) NEILSON A, (3 V) EWAN G, (2) MALONE A, (1) McPHERSON B

LINO M replaced GREELY P at the beginning of end 7

Shot Success Analysis

GBR - Great Britain		⌚	⌚	Game	
4	NEILSON Aileen	Draws	7 68%	2 63%	9 67%
		Take-outs	1 0%	3 33%	4 25%
		Total	8 59%	5 45%	13 54%
3	NIBLOE Hugh	Draws	4 44%	3 0%	7 25%
		Take-outs	2 25%	1 50%	3 33%
		Total	6 38%	4 13%	10 28%
2	EWAN Gregor	Draws	7 50%	4 38%	11 45%
		Take-outs	1 50%	2 50%	3 50%
		Total	8 50%	6 42%	14 46%
1	McPHERSON Bob	Draws	3 67%	10 83%	13 79%
		Take-outs	0 -	1 50%	1 50%
		Total	3 67%	11 80%	14 77%
A	MALONE Angie	Draws	1 75%	3 92%	4 88%
		Take-outs	0 -	0 -	0 -
		Total	1 75%	3 92%	4 88%
Team		Draws	22 58%	22 63%	44 60%
		Take-outs	4 25%	7 43%	11 36%
		Total	26 53%	29 58%	55 55%

USA - United States of America		⌚	⌚	Game	
4	EMT Steve	Draws	3 83%	5 75%	8 78%
		Take-outs	3 100%	3 75%	6 88%
		Total	6 92%	8 75%	14 82%
3	BLACK Kirk	Draws	0 -	5 60%	5 60%
		Take-outs	7 71%	2 25%	9 61%
		Total	7 71%	7 50%	14 61%
2	MARSHALL Justin	Draws	0 -	1 100%	1 100%
		Take-outs	9 78%	4 63%	13 73%
		Total	9 78%	5 70%	14 75%
1	GREELY Penny	Draws	7 43%	1 0%	8 38%
		Take-outs	1 100%	0 -	1 100%
		Total	8 50%	1 0%	9 44%
A	LINO Meghan	Draws	0 -	0 -	0 -
		Take-outs	0 -	0 -	0 -
		Total	0 -	0 -	0 -
Team		Draws	10 55%	12 65%	22 60%
		Take-outs	20 80%	9 58%	29 73%
		Total	30 72%	21 62%	51 68%

Note:
 Position and function for each team member:
4 = Fourth, 3 = Third, 2 = Second, 1 = Lead, A = Alternate, S = Skip, V = Vice-Skip

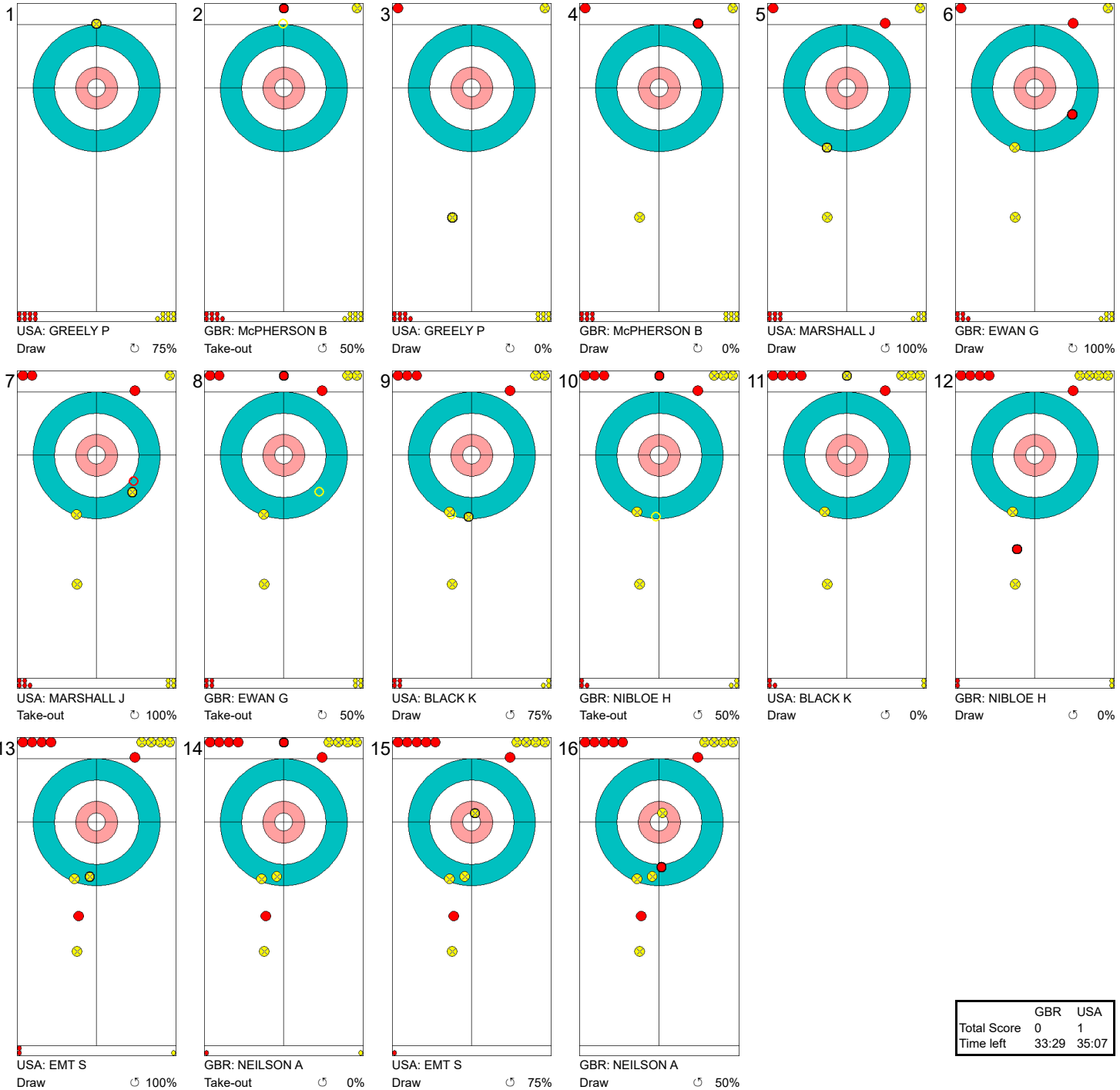
Legend:
 ⌚ Clockwise ⌚ Counter-clockwise F Female
 LSFE(*) Last Stone First End M Male X Unplayed/unfinished end due to concession



Game - Shot by Shot

게임-각각의 샷

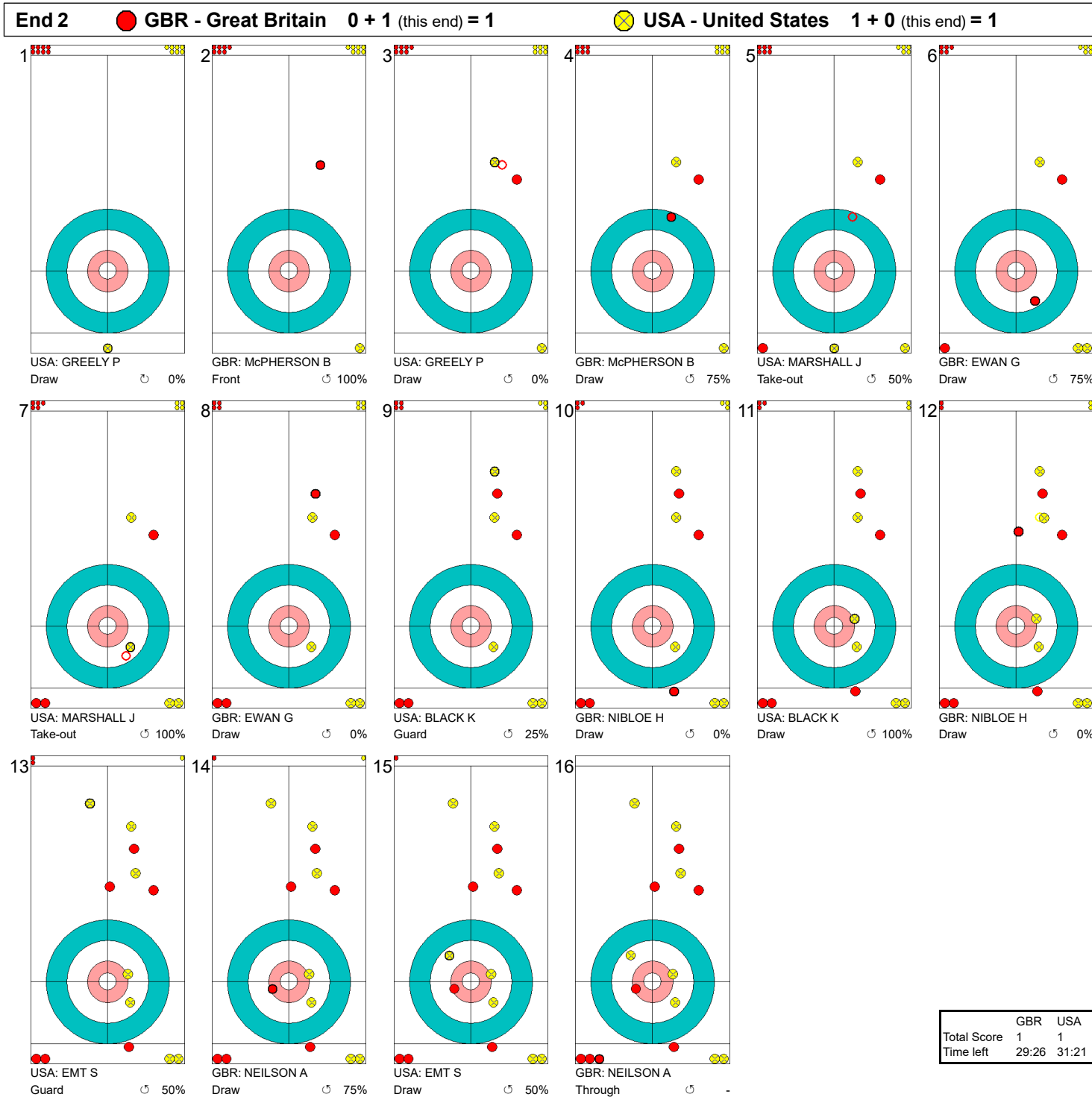
End 1 ● GBR - Great Britain 0 + 0 (this end) = 0 ○ USA - United States 0 + 1 (this end) = 1



Legend:
 ○ Clockwise ○ Counter-clockwise - Not considered



Game - Shot by Shot
게임-각각의 샷



Legend:
 ↻ Clockwise ↺ Counter-clockwise - Not considered



Game - Shot by Shot

게임-각각의 샷



Legend:

↻ Clockwise

↺ Counter-clockwise

- Not considered



Game - Shot by Shot
게임-각각의 샷

End 4 ● GBR - Great Britain 1 + 0 (this end) = 1 ○ USA - United States 4 + 2 (this end) = 6



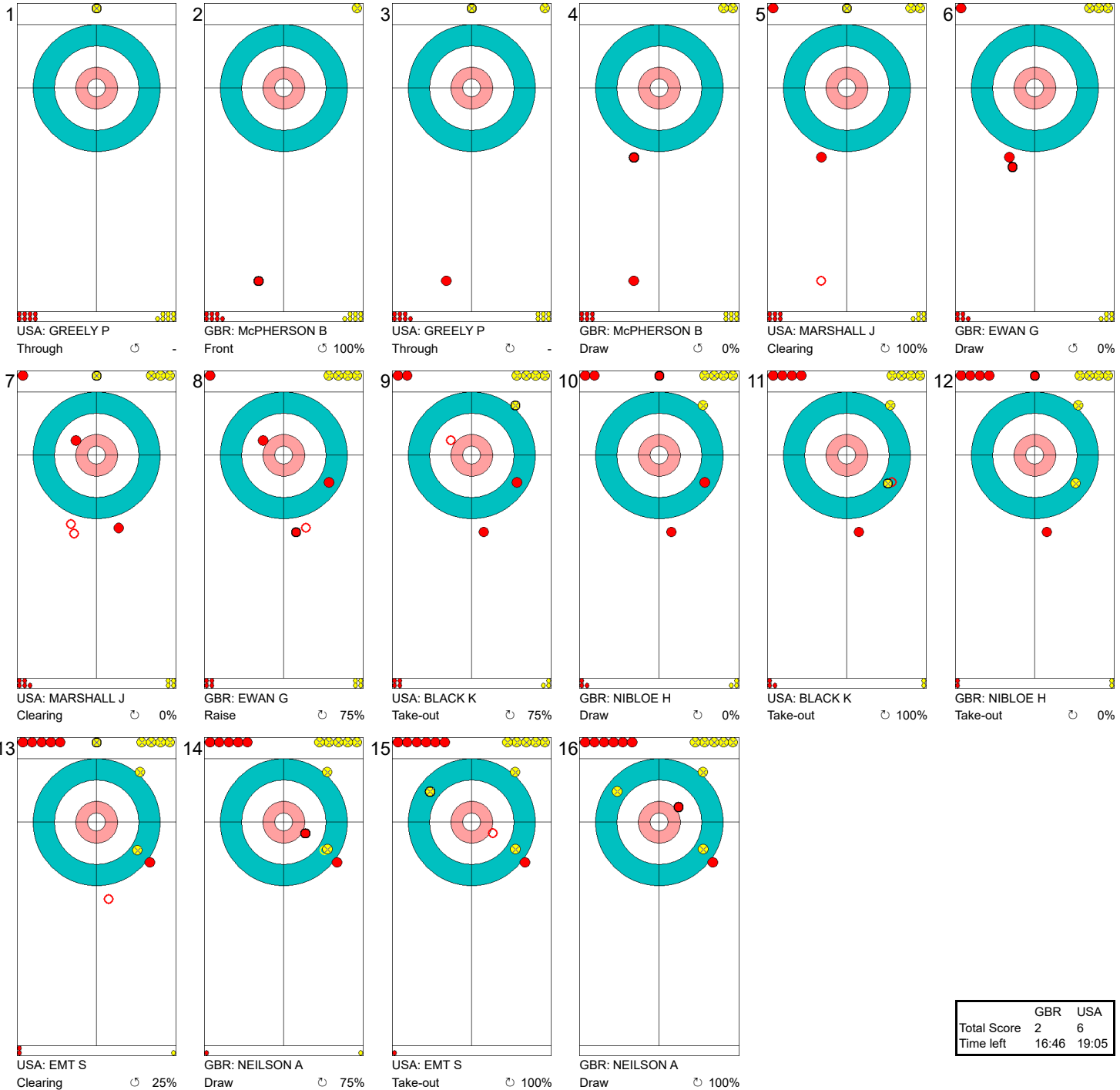
	GBR	USA
Total Score	1	6
Time left	20:58	23:00

Legend:
 ↻ Clockwise ↺ Counter-clockwise - Not considered



Game - Shot by Shot
 게임-각각의 샷

End 5 ● **GBR - Great Britain** 1 + 1 (this end) = 2 ● **USA - United States** 6 + 0 (this end) = 6

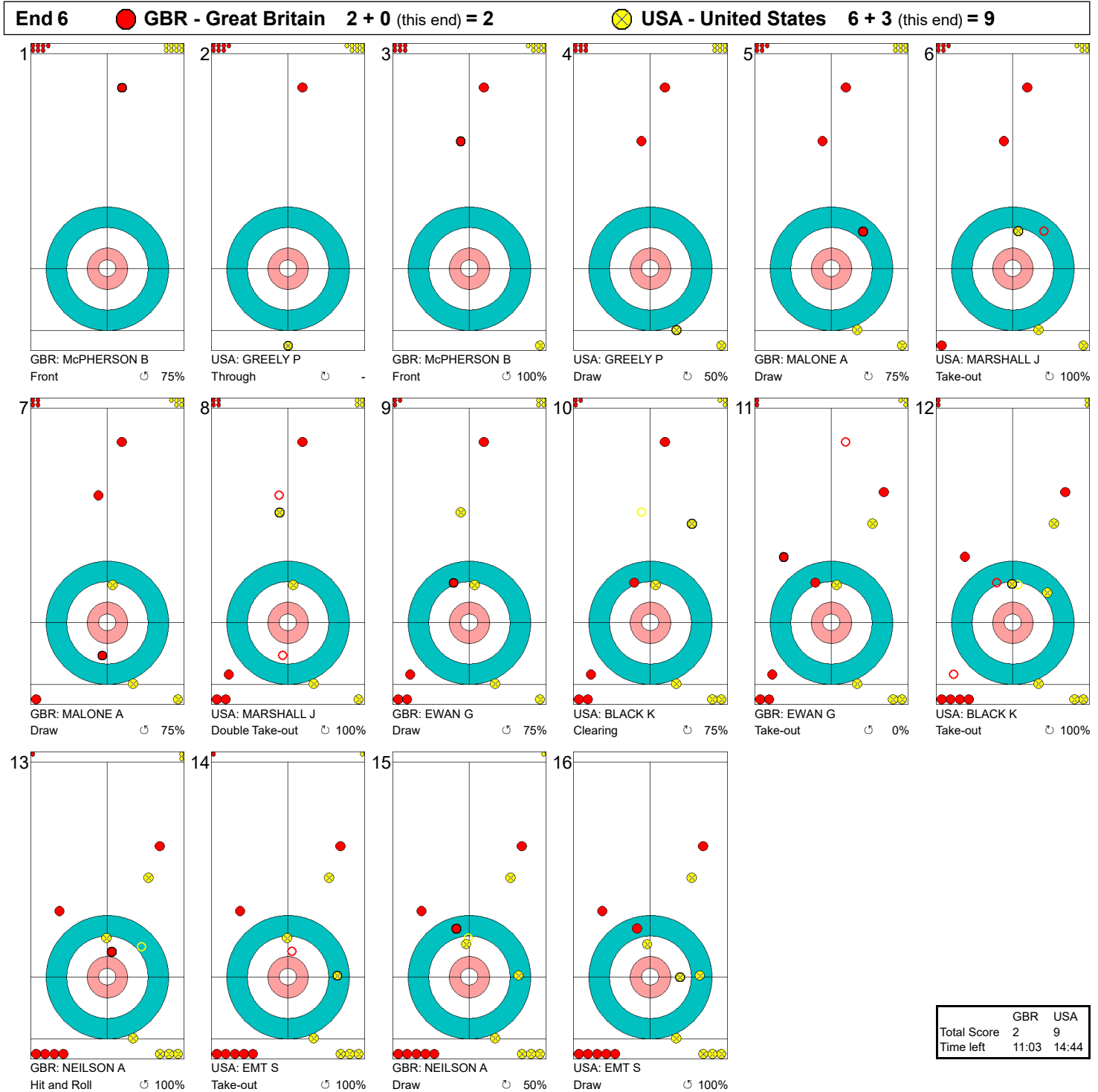


	GBR	USA
Total Score	2	6
Time left	16:46	19:05

Legend:
 ↻ Clockwise ↺ Counter-clockwise - Not considered



Game - Shot by Shot
게임-각각의 샷

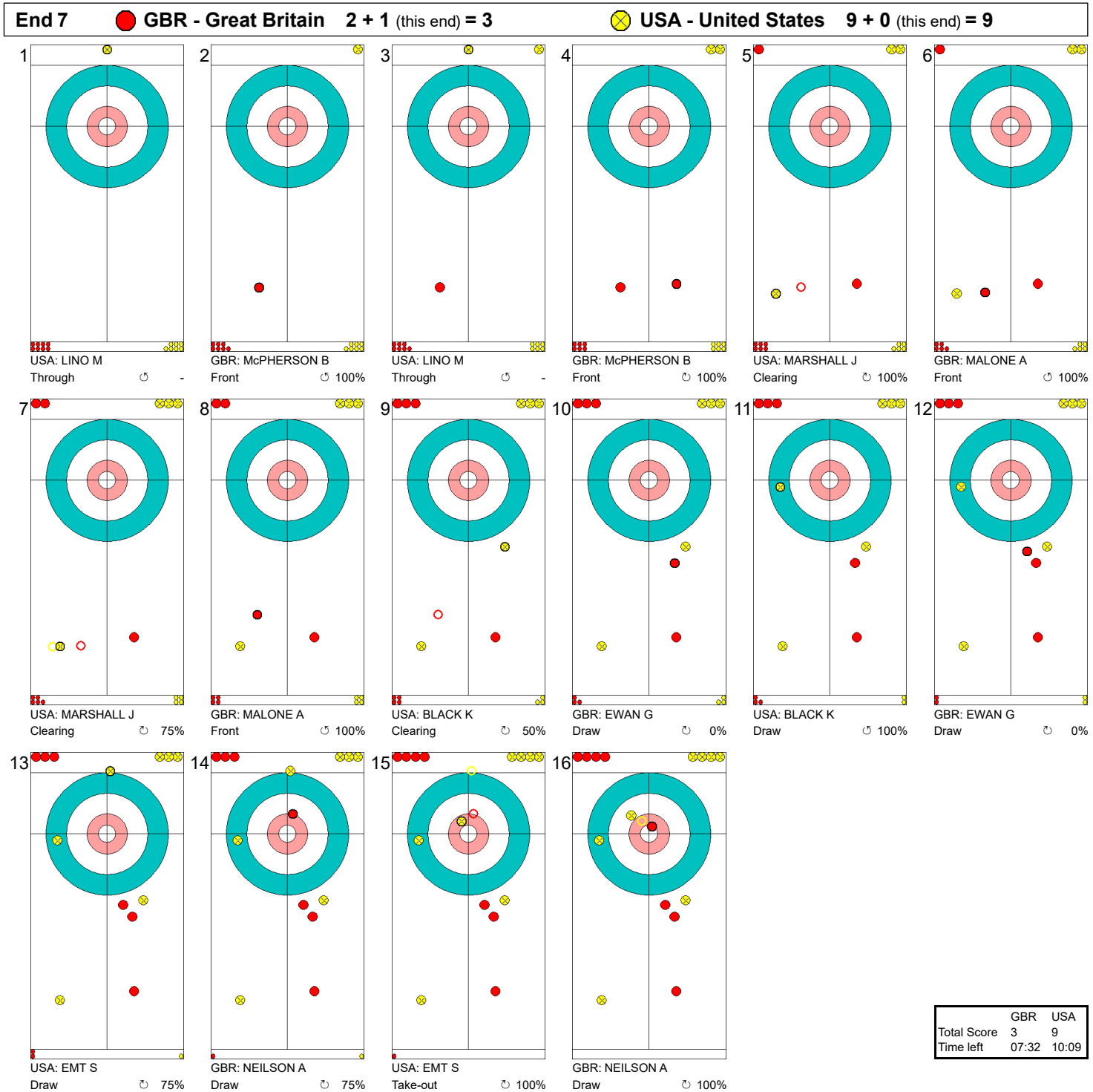


Legend:
 ↻ Clockwise ↺ Counter-clockwise - Not considered



Game - Shot by Shot

 게임-각각의 샷



Legend:

 ↻ Clockwise ↺ Counter-clockwise - Not considered



Game Results

대회 경기결과

Sheet	Game	Team	LSFE	1	2	3	4	5	6	7	8	Extra Ends	Total
B	8	KOR - Republic of Korea		0	2	0	0	0	0	X	X		2
	8	NOR - Norway	*	2	0	0	2	1	4	X	X		9

KOR - Republic of Korea			Shot Success	
			Game	All
4 V	CHA Jaegoan	M	42%	61%
3	JUNG Seungwon	M	25%	63%
2 S	SEO Soonseok	M	63%	65%
1	BANG Min-Ja	F	77%	71%
A	LEE Dongha	M	13%	50%
Team Total			51%	65%

NOR - Norway			Shot Success	
			Game	All
4 S	LORENTSEN Rune	M	52%	49%
3 V	STORDAHL Jostein	M	65%	59%
2	SYVERSEN Ole Fredrik	M	79%	63%
1	LOECHEN Sissel	F	52%	60%
A	IVERSEN Rikke	F	-	-
Team Total			63%	58%

Last Stone Draw		Distance
⌚	JUNG Seungwon	199.6cm
⌚	CHA Jaegoan	72.4cm
Total		272.0cm

Time remaining: 12 minutes 28 seconds

Last Stone Draw		Distance
⌚	SYVERSEN Ole Fredrik	36.1cm
⌚	STORDAHL Jostein	87.1cm
Total		123.2cm

Time remaining: 10 minutes 52 seconds

LEE D replaced JUNG S at the beginning of end 5
Revised line-up: (4 V) CHA J, (3 S) SEO S, (2) LEE D, (1) BANG M

Shot Success Analysis

KOR - Republic of Korea		⌚	⌚	Game	
4	CHA Jaegoan	Draws	1 75%	2 50%	3 58%
		Take-outs	5 45%	4 25%	9 36%
		Total	6 50%	6 33%	12 42%
3	JUNG Seungwon	Draws	1 75%	5 15%	6 25%
		Take-outs	2 25%	0 -	2 25%
		Total	3 42%	5 15%	8 25%
2	SEO Soonseok	Draws	3 33%	4 50%	7 43%
		Take-outs	2 75%	3 100%	5 90%
		Total	5 50%	7 71%	12 63%
1	BANG Min-Ja	Draws	3 100%	6 58%	9 72%
		Take-outs	2 100%	1 75%	3 92%
		Total	5 100%	7 61%	12 77%
A	LEE Dongha	Draws	0 -	2 0%	2 0%
		Take-outs	0 -	2 25%	2 25%
		Total	0 -	4 13%	4 13%
Team		Draws	8 69%	19 38%	27 47%
		Take-outs	11 57%	10 53%	21 55%
		Total	19 62%	29 43%	48 51%


NOR - Norway		⌚	⌚	Game	
4	LORENTSEN Rune	Draws	3 33%	3 42%	6 38%
		Take-outs	4 63%	1 100%	5 70%
		Total	7 50%	4 56%	11 52%
3	STORDAHL Jostein	Draws	2 38%	3 92%	5 70%
		Take-outs	3 50%	4 69%	7 61%
		Total	5 45%	7 79%	12 65%
2	SYVERSEN Ole Fredrik	Draws	1 0%	3 67%	4 50%
		Take-outs	7 93%	1 100%	8 94%
		Total	8 81%	4 75%	12 79%
1	LOECHEN Sissel	Draws	4 75%	3 58%	7 68%
		Take-outs	3 33%	1 0%	4 25%
		Total	7 57%	4 44%	11 52%
A	IVERSEN Rikke	Draws	0 -	0 -	0 -
		Take-outs	0 -	0 -	0 -
		Total	0 -	0 -	0 -
Team		Draws	10 48%	12 65%	22 57%
		Take-outs	17 68%	7 68%	24 68%
		Total	27 60%	19 66%	46 63%

Note:
Position and function for each team member:
4 = Fourth, 3 = Third, 2 = Second, 1 = Lead, A = Alternate, S = Skip, V = Vice-Skip

Legend:
⌚ Clockwise ⌚ Counter-clockwise F Female
LSFE(*) Last Stone First End M Male X Unplayed/unfinished end due to concession



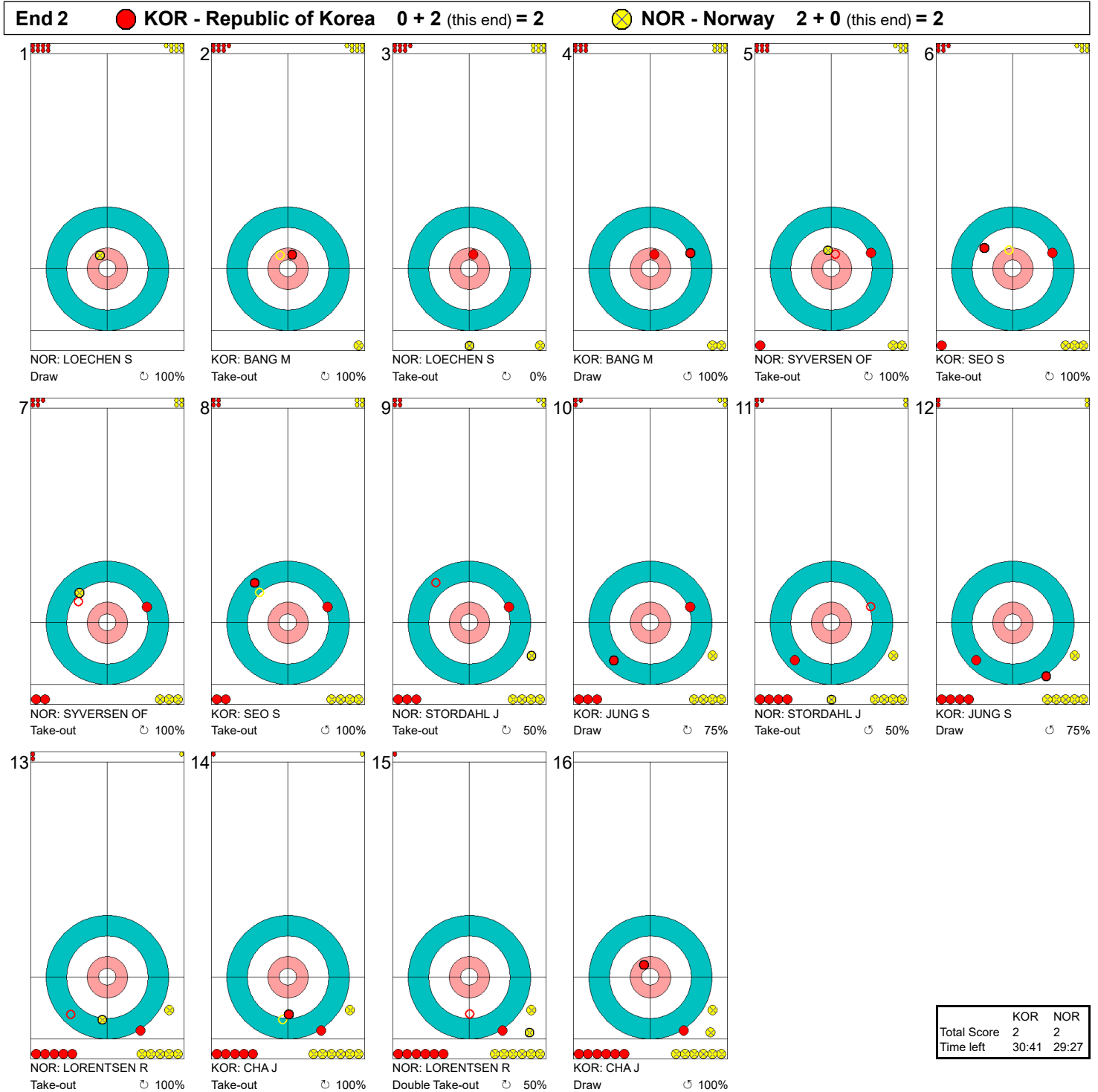
Game - Shot by Shot
게임-각각의 샷



Legend:
 ↻ Clockwise ↺ Counter-clockwise - Not considered



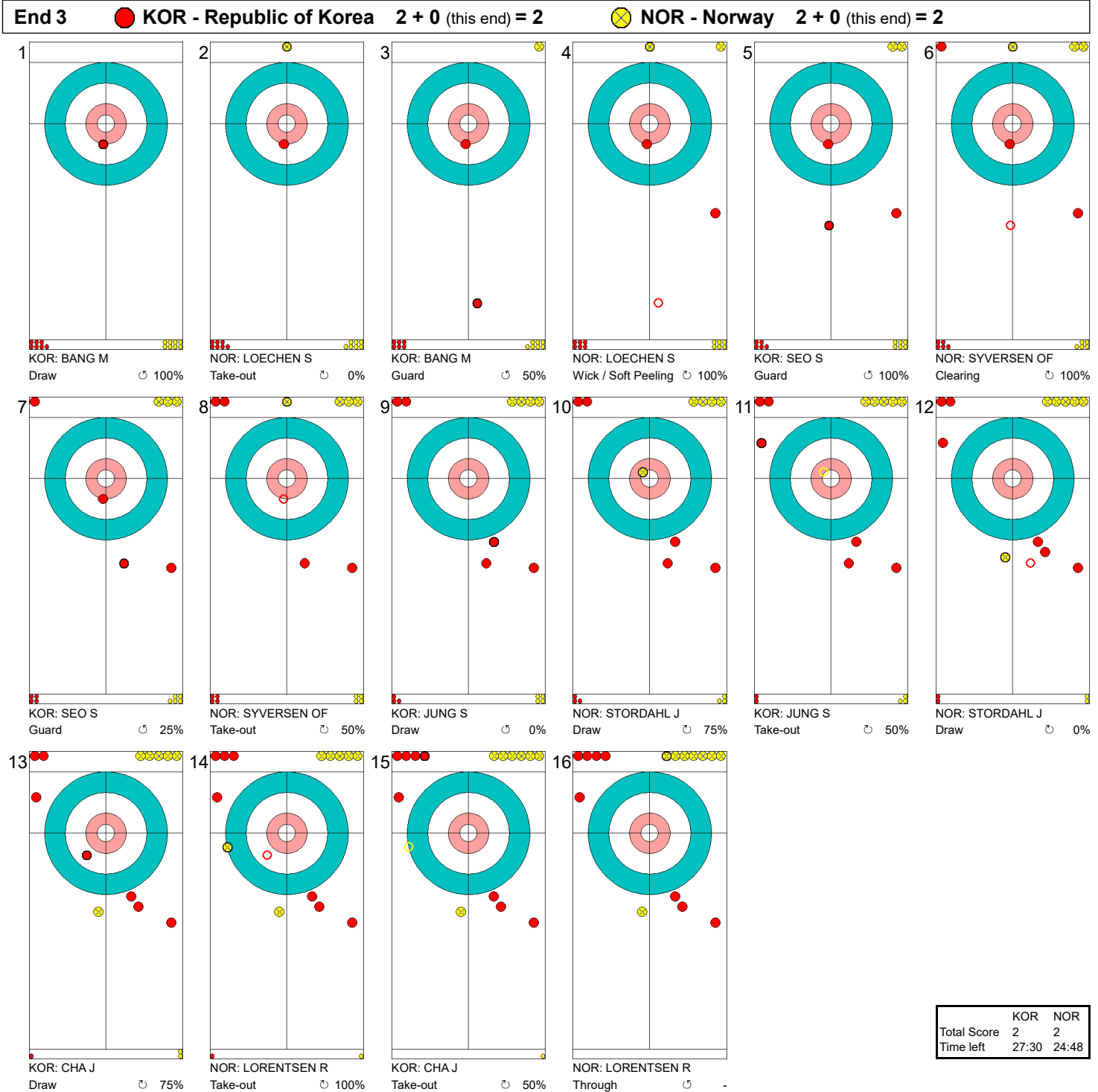
Game - Shot by Shot
게임-각각의 샷



Legend:
 ↻ Clockwise ↺ Counter-clockwise - Not considered



Game - Shot by Shot
게임-각각의 샷

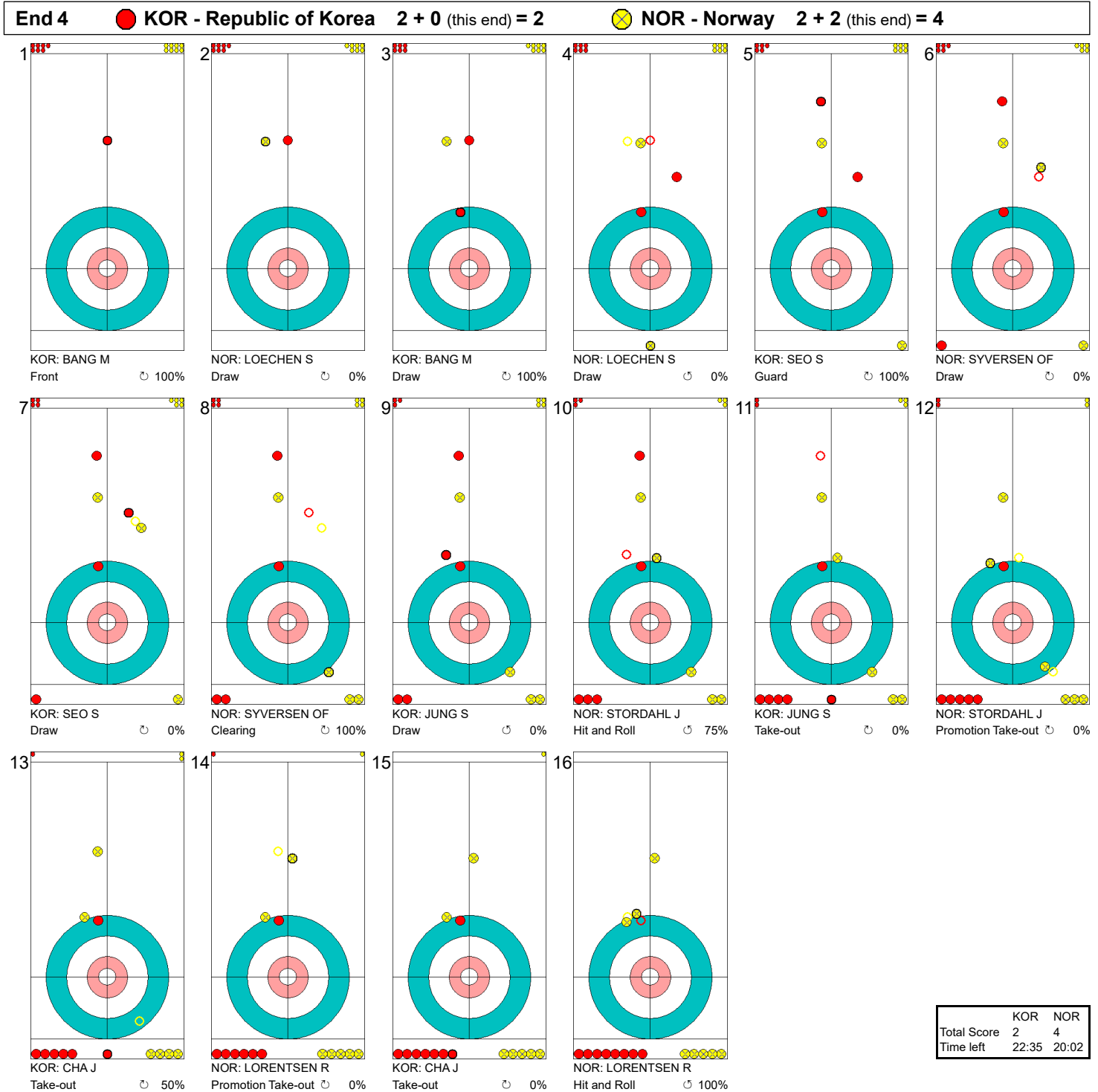


	KOR	NOR
Total Score	2	2
Time left	27:30	24:48

Legend:
 ↻ Clockwise ↺ Counter-clockwise - Not considered



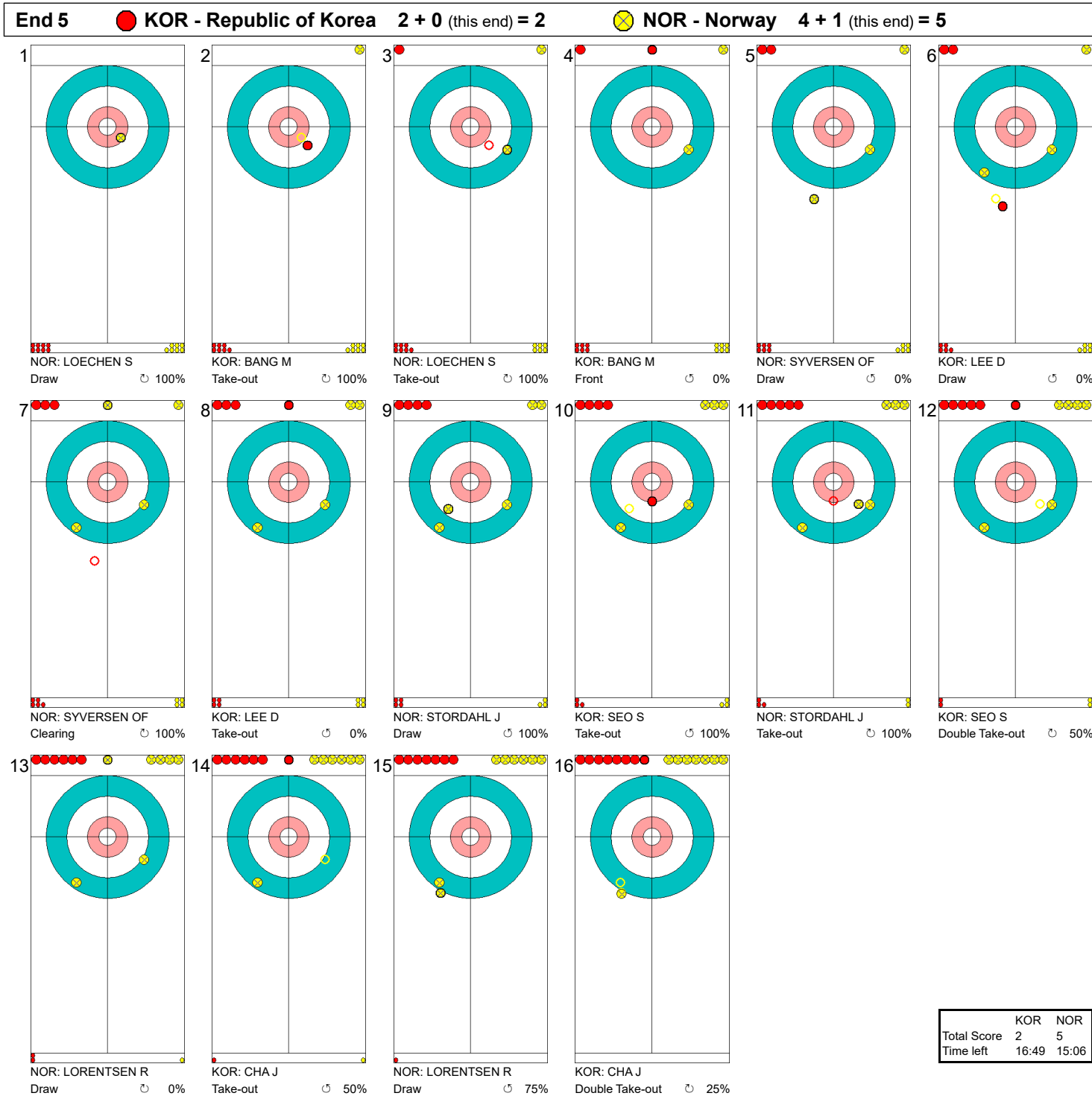
Game - Shot by Shot
게임-각각의 샷



Legend:
 ↻ Clockwise ↺ Counter-clockwise - Not considered



Game - Shot by Shot
게임-각각의 샷

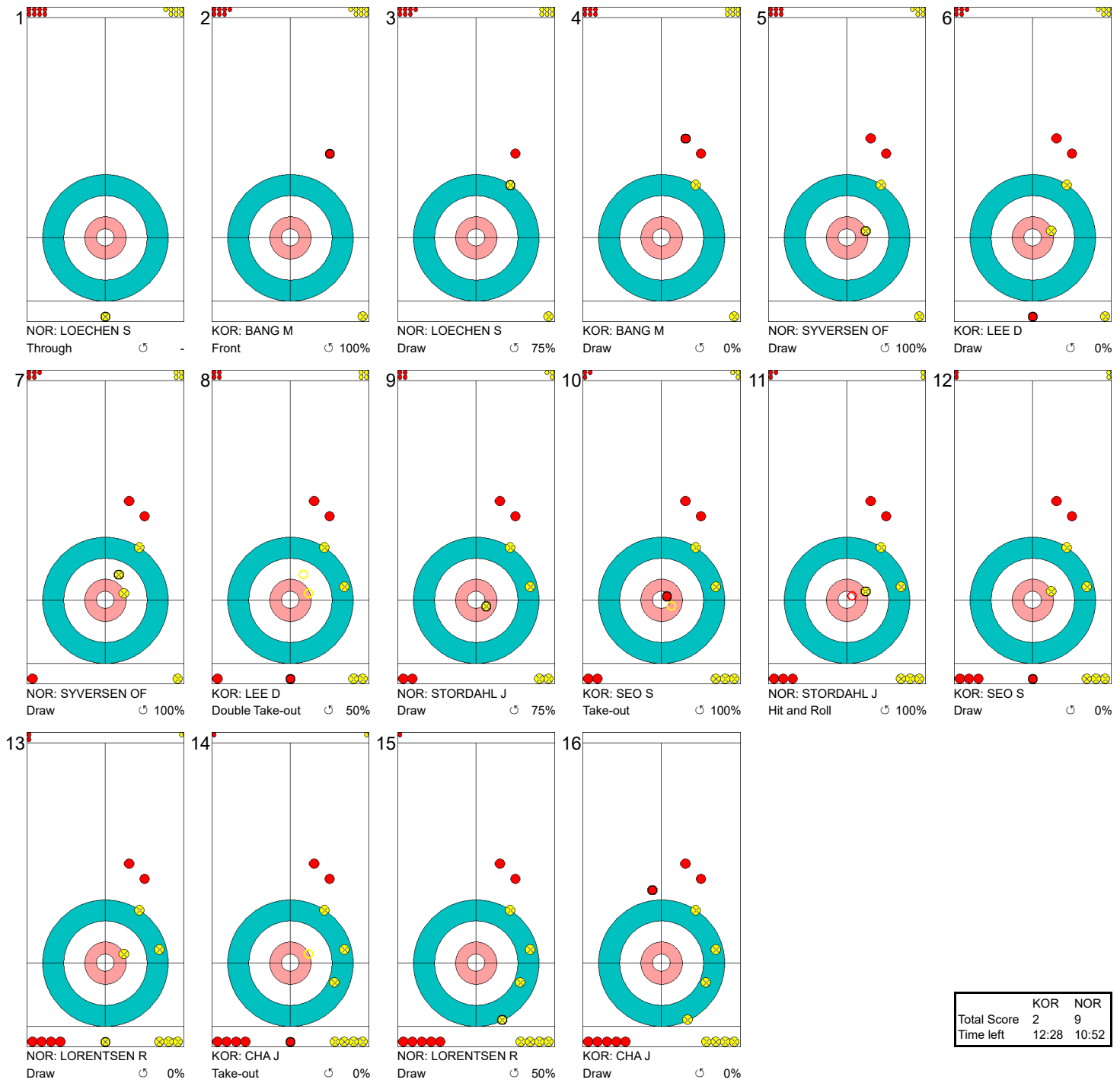


Legend:
 Clockwise Counter-clockwise - Not considered



Game - Shot by Shot
게임-각각의 샷

End 6 ● KOR - Republic of Korea 2 + 0 (this end) = 2 ○ NOR - Norway 5 + 4 (this end) = 9



	KOR	NOR
Total Score	2	9
Time left	12:28	10:52

Legend:
 ↻ Clockwise ↺ Counter-clockwise - Not considered



Game Results

대회 경기결과

Sheet	Game	Team	LSFE	1	2	3	4	5	6	7	8	Extra Ends	Total
C	9	GER - Germany	*	0	1	0	0	3	0	X	X		4
	9	SUI - Switzerland		1	0	4	2	0	2	X	X		9

GER - Germany			Shot Success	Game	All
4 S	PUTZICH	Christiane	F	43%	52%
3	PAVEL	Harry	M	67%	57%
2 V	SCHLITT	Martin	M	44%	43%
1	MEISSNER	Wolf	M	67%	50%
A	MELCHIOR	Heike	F	-	62%
Team Total				55%	54%

SUI - Switzerland			Shot Success	Game	All
4 S	WAGNER	Felix	M	69%	57%
3 V	HUETTENMOSER	Claudia	F	60%	60%
2	BODENMANN	Marcel	M	46%	57%
1	BLAUDEL-THOMANN	Beatrix	F	63%	67%
A	BURGENER	Hans	M	-	-
Team Total				59%	60%

Last Stone Draw Distance

⌚	PUTZICH	Christiane	104.2cm
⌚	PAVEL	Harry	36.9cm
Total			141.1cm

Time remaining: 10 minutes 6 seconds

Last Stone Draw Distance

⌚	BLAUDEL-THOMANN	Beatrix	199.6cm
⌚	BODENMANN	Marcel	199.6cm
Total			399.2cm

Time remaining: 9 minutes 27 seconds

Shot Success Analysis

GER - Germany		⌚	⌚	Game		
4	PUTZICH	Christiane	Draws	2 0%	3 17%	5 10%
			Take-outs	2 63%	4 75%	6 71%
			Total	4 31%	7 50%	11 43%
3	PAVEL	Harry	Draws	3 50%	5 50%	8 50%
			Take-outs	3 100%	1 100%	4 100%
			Total	6 75%	6 58%	12 67%
2	SCHLITT	Martin	Draws	4 38%	4 44%	8 41%
			Take-outs	2 25%	2 75%	4 50%
			Total	6 33%	6 54%	12 44%
1	MEISSNER	Wolf	Draws	7 57%	4 75%	11 64%
			Take-outs	1 100%	0 -	1 100%
			Total	8 63%	4 75%	12 67%
A	MELCHIOR	Heike	Draws	0 -	0 -	0 -
			Take-outs	0 -	0 -	0 -
			Total	0 -	0 -	0 -
Team			Draws	16 44%	16 48%	32 46%
			Take-outs	8 72%	7 79%	15 75%
			Total	24 53%	23 58%	47 55%

SUI - Switzerland		⌚	⌚	Game		
4	WAGNER	Felix	Draws	2 0%	1 100%	3 33%
			Take-outs	4 88%	5 75%	9 81%
			Total	6 58%	6 79%	12 69%
3	HUETTENMOSER	Claudia	Draws	4 75%	2 50%	6 67%
			Take-outs	3 67%	3 42%	6 54%
			Total	7 71%	5 45%	12 60%
2	BODENMANN	Marcel	Draws	1 50%	2 38%	3 42%
			Take-outs	2 63%	7 43%	9 47%
			Total	3 58%	9 42%	12 46%
1	BLAUDEL-THOMANN	Beatrix	Draws	8 66%	3 75%	11 68%
			Take-outs	1 0%	0 -	1 0%
			Total	9 58%	3 75%	12 63%
A	BURGENER	Hans	Draws	0 -	0 -	0 -
			Take-outs	0 -	0 -	0 -
			Total	0 -	0 -	0 -
Team			Draws	15 58%	8 63%	23 60%
			Take-outs	10 68%	15 53%	25 59%
			Total	25 62%	23 57%	48 59%

Note:
Position and function for each team member:
4 = Fourth, 3 = Third, 2 = Second, 1 = Lead, A = Alternate, S = Skip, V = Vice-Skip

Legend:
⌚ Clockwise ⌚ Counter-clockwise F Female
LSFE(*) Last Stone First End M Male X Unplayed/unfinished end due to concession



Game - Shot by Shot

게임-각각의 샷

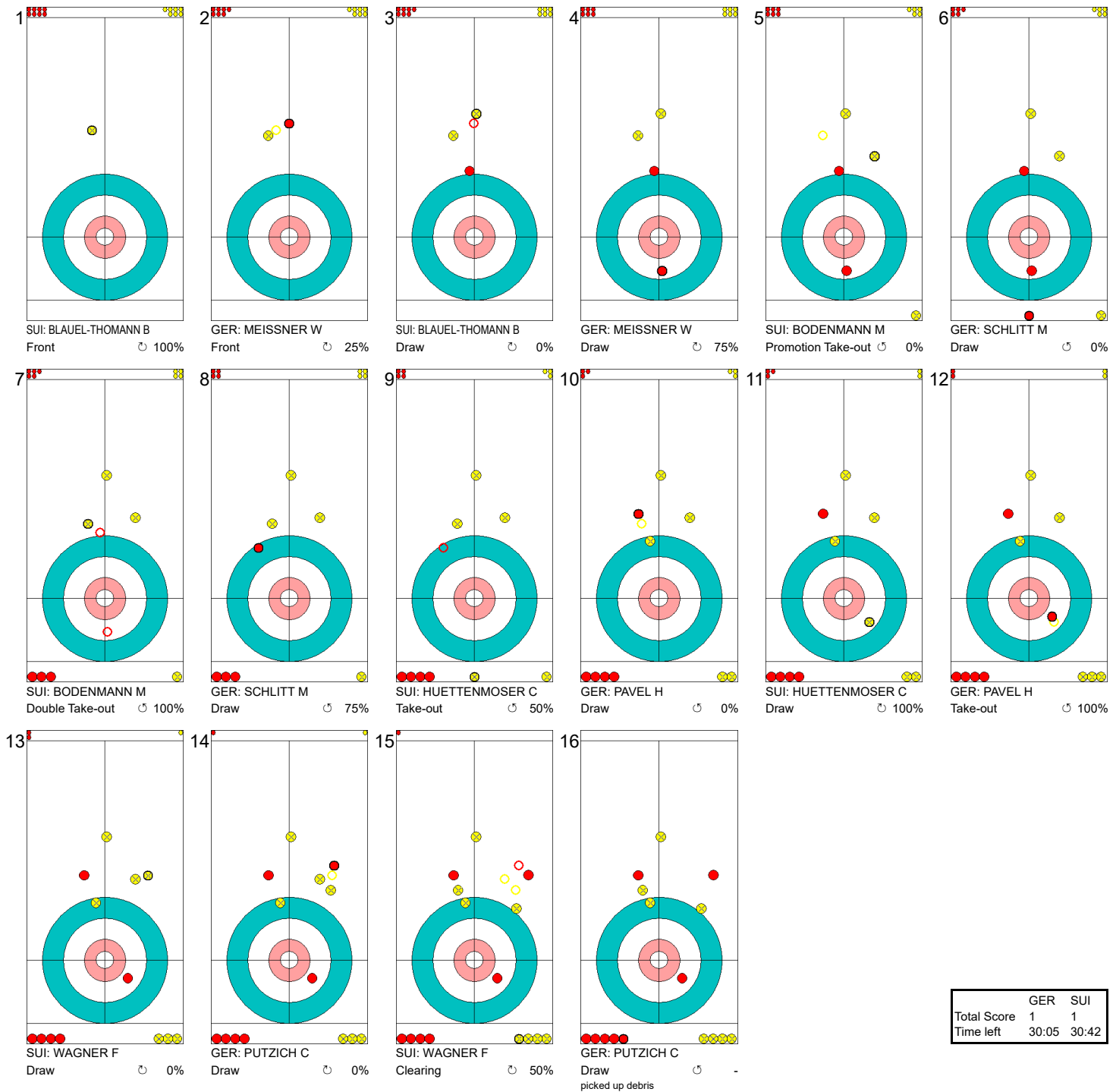


Legend:
 ↻ Clockwise ↺ Counter-clockwise - Not considered



Game - Shot by Shot
게임-각각의 샷

End 2 ● GER - Germany 0 + 1 (this end) = 1 ● SUI - Switzerland 1 + 0 (this end) = 1



	GER	SUI
Total Score	1	1
Time left	30:05	30:42

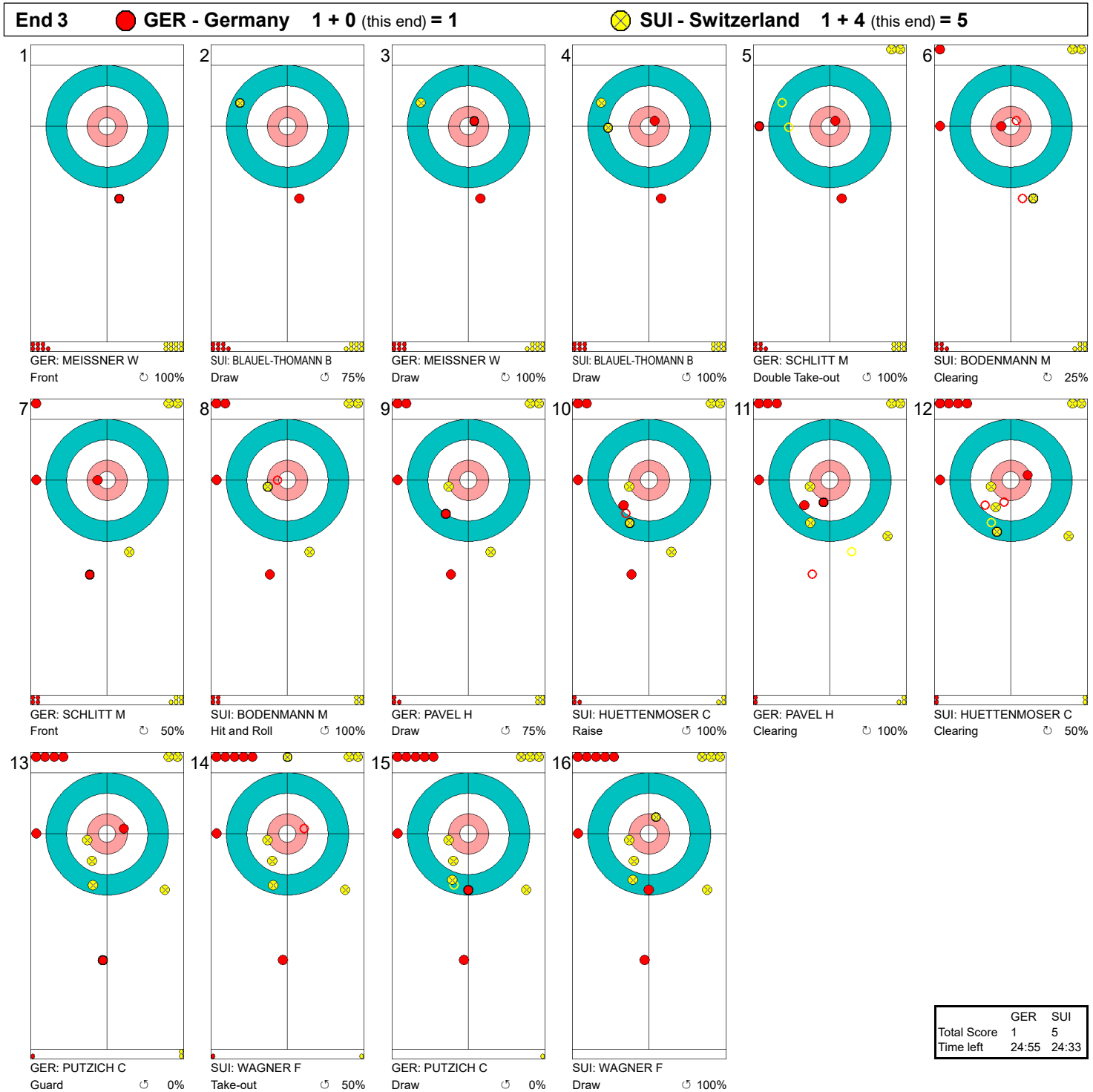
Legend:
 ↻ Clockwise ↺ Counter-clockwise - Not considered





Game - Shot by Shot

게임-각각의 샷



Legend:
 ↻ Clockwise ↺ Counter-clockwise - Not considered



Game - Shot by Shot
게임-각각의 샷



Legend:
 ↻ Clockwise ↺ Counter-clockwise - Not considered



Game - Shot by Shot
게임-각각의 샷

End 5 ● GER - Germany 1 + 3 (this end) = 4 ● SUI - Switzerland 7 + 0 (this end) = 7

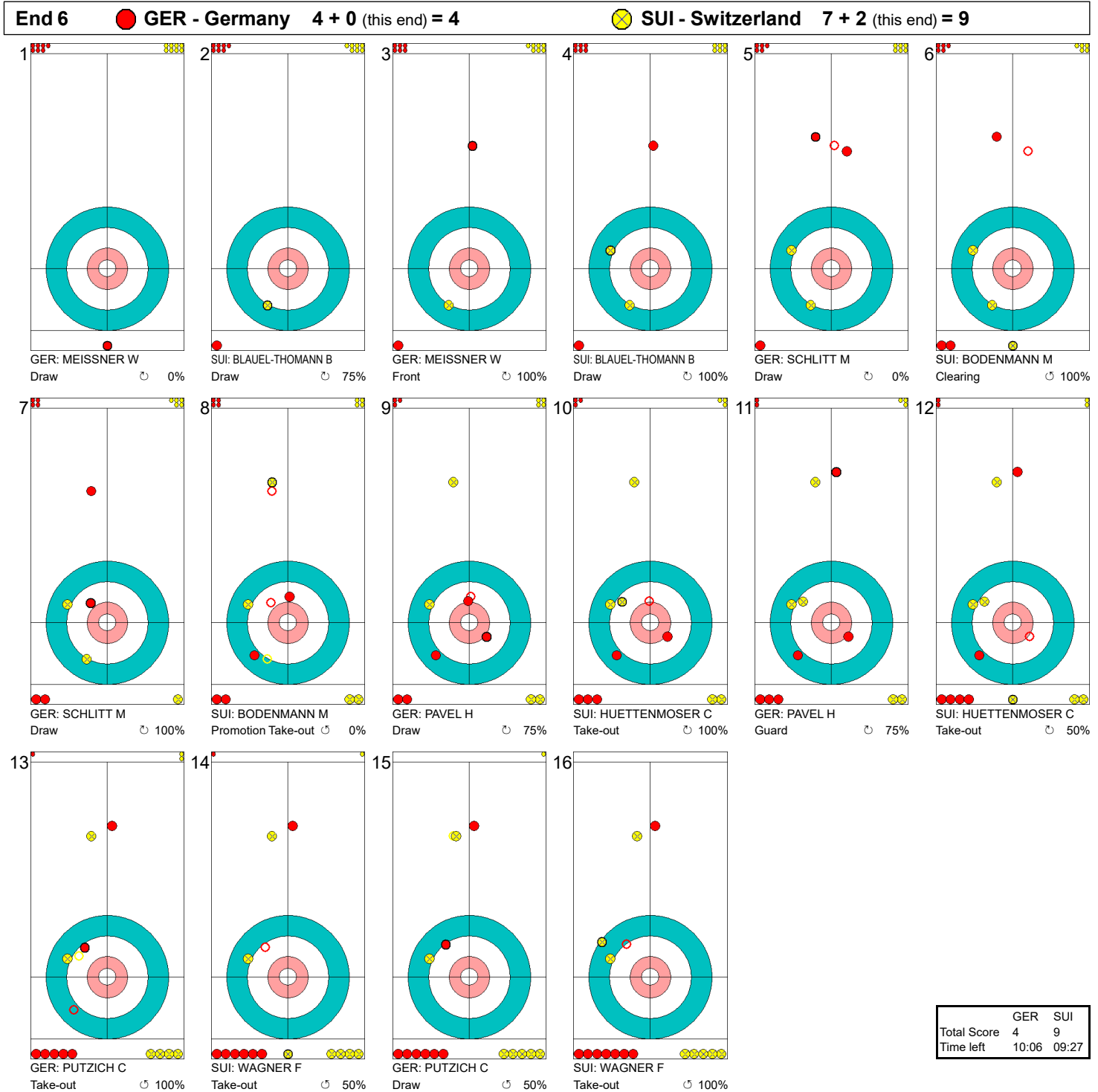


	GER	SUI
Total Score	4	7
Time left	14:04	13:47

Legend:
 ↻ Clockwise ↺ Counter-clockwise - Not considered



Game - Shot by Shot
게임-각각의 샷



Legend:
 ↻ Clockwise ↺ Counter-clockwise - Not considered



Game Results
대회 경기결과

Sheet	Game	Team	LSFE	1	2	3	4	5	6	7	8	Extra Ends	Total
D	8	CAN - Canada		0	0	1	0	1	1	0	2		5
	8	NPA - Neutral Paralympic Athletes	*	1	0	0	1	0	0	2	0		4

CAN - Canada			Shot Success	
			Game	All
4 S	IDESON Mark	M	78%	61%
3 V	FORREST Ina	F	81%	63%
2	THIESSEN Dennis	M	69%	60%
1	WRIGHT Marie	F	66%	65%
A	ANSEEUW Jamie	M	-	-
Team Total			73%	62%

NPA - Neutral Paralympic Athletes			Shot Success	
			Game	All
4 S	KUROKHTIN Konstantin	M	73%	56%
3 V	ROMANOV Marat	M	66%	57%
2	SHEVCHENKO Alexander	M	64%	65%
1	SHCHUKINA Daria	F	73%	75%
A	MESHCHERIAKOV Andrei	M	-	59%
Team Total			69%	63%

Last Stone Draw Distance

⌚	THIESSEN Dennis	90.5cm
⌚	WRIGHT Marie	199.6cm
Total		290.1cm

Last Stone Draw Distance

⌚	ROMANOV Marat	94.0cm
⌚	KUROKHTIN Konstantin	97.9cm
Total		191.9cm

Time remaining: 3 minutes 43 seconds

Time remaining: 1 minute 29 seconds

Time-out: End 7 - CAN stone 8

Time-out: End 7 - NPA stone 6

Shot Success Analysis

CAN - Canada		⌚	⌚	Game	
4	IDESON Mark	Draws	4 69%	4 75%	8 72%
		Take-outs	3 100%	4 75%	7 86%
		Total	7 82%	8 75%	15 78%
3	FORREST Ina	Draws	3 100%	5 80%	8 88%
		Take-outs	1 100%	7 71%	8 75%
		Total	4 100%	12 75%	16 81%
2	THIESSEN Dennis	Draws	4 88%	1 0%	5 70%
		Take-outs	9 78%	2 25%	11 68%
		Total	13 81%	3 17%	16 69%
1	WRIGHT Marie	Draws	5 90%	3 33%	8 69%
		Take-outs	6 67%	2 50%	8 63%
		Total	11 77%	5 40%	16 66%
A	ANSEEUW Jamie	Draws	0 -	0 -	0 -
		Take-outs	0 -	0 -	0 -
		Total	0 -	0 -	0 -
Team		Draws	16 86%	13 62%	29 75%
		Take-outs	19 79%	15 63%	34 72%
		Total	35 82%	28 63%	63 73%

NPA - Neutral Paralympic Athletes		⌚	⌚	Game	
4	KUROKHTIN Konstantin	Draws	3 50%	3 67%	6 58%
		Take-outs	7 86%	3 75%	10 83%
		Total	10 75%	6 71%	16 73%
3	ROMANOV Marat	Draws	1 50%	1 100%	2 75%
		Take-outs	7 64%	7 64%	14 64%
		Total	8 63%	8 69%	16 66%
2	SHEVCHENKO Alexander	Draws	4 94%	0 -	4 94%
		Take-outs	8 50%	4 63%	12 54%
		Total	12 65%	4 63%	16 64%
1	SHCHUKINA Daria	Draws	1 100%	10 78%	11 80%
		Take-outs	2 50%	3 67%	5 60%
		Total	3 67%	13 75%	16 73%
A	MESHCHERIAKOV Andrei	Draws	0 -	0 -	0 -
		Take-outs	0 -	0 -	0 -
		Total	0 -	0 -	0 -
Team		Draws	9 75%	14 77%	23 76%
		Take-outs	24 65%	17 66%	41 65%
		Total	33 67%	31 71%	64 69%

Note:

Position and function for each team member:

4 = Fourth, 3 = Third, 2 = Second, 1 = Lead, A = Alternate, S = Skip, V = Vice-Skip

Legend:

⌚ Clockwise

⌚ Counter-clockwise

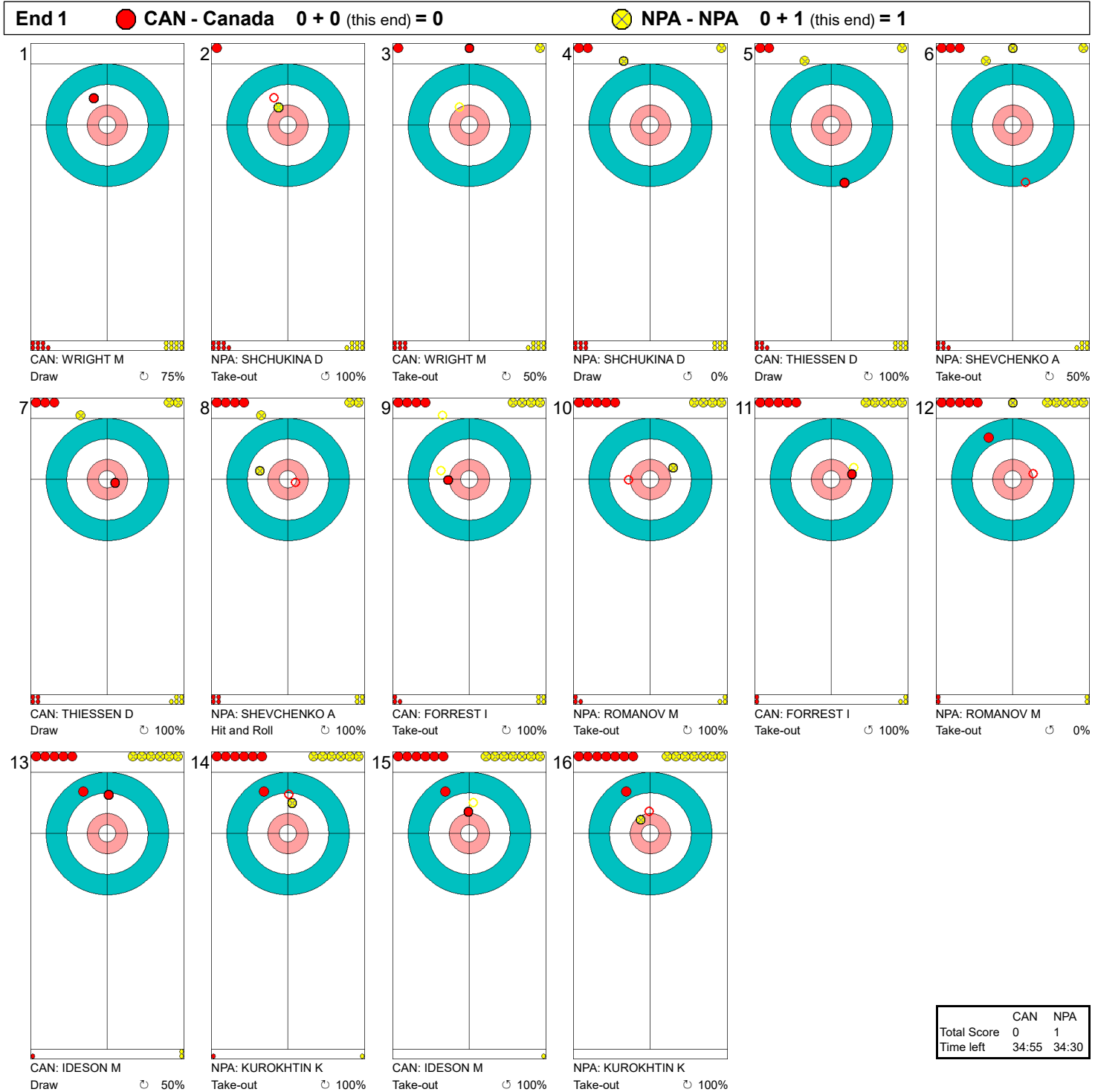
F Female

LSFE(*) Last Stone First End

M Male



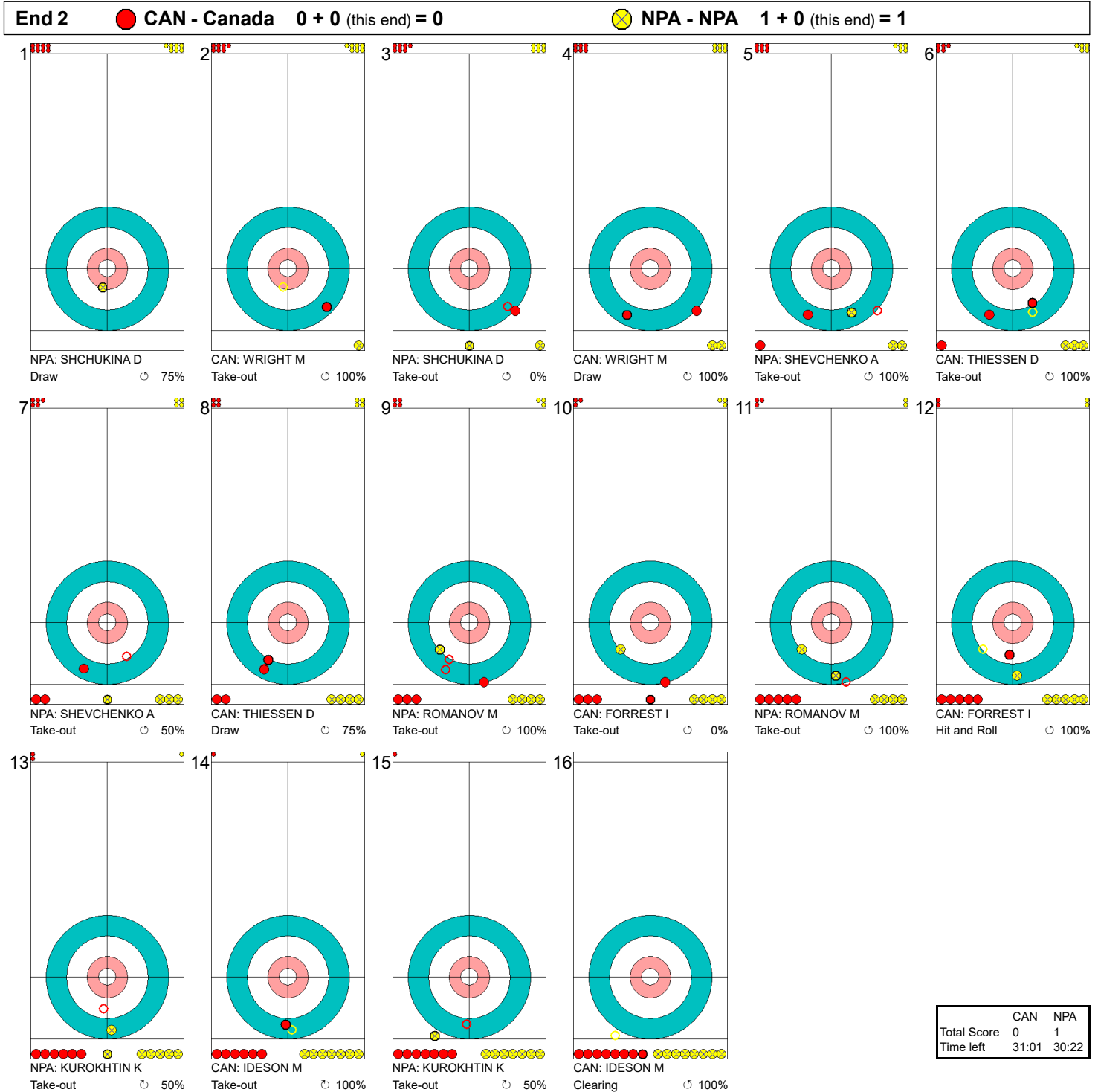
Game - Shot by Shot
게임-각각의 샷



Legend:
 ↻ Clockwise ↺ Counter-clockwise - Not considered



Game - Shot by Shot
게임-각각의 샷



	CAN	NPA
Total Score	0	1
Time left	31:01	30:22

Legend:
 ↻ Clockwise ↺ Counter-clockwise - Not considered



Game - Shot by Shot
게임-각각의 샷

End 3			CAN - Canada 0 + 1 (this end) = 1			NPA - NPA 1 + 0 (this end) = 1		
1			2			3		
4			5			6		
7			8			9		
10			11			12		
13			14			15		
16								

	CAN	NPA
Total Score	1	1
Time left	26:39	26:49

Legend:
 Clockwise Counter-clockwise - Not considered



Game - Shot by Shot

게임-각각의 샷



Legend:
 ↻ Clockwise ↺ Counter-clockwise - Not considered



Game - Shot by Shot
게임-각각의 샷

End 5 ● CAN - Canada 1 + 1 (this end) = 2

⊗ NPA - NPA 2 + 0 (this end) = 2



	CAN	NPA
Total Score	2	2
Time left	17:44	17:53

Legend:
 ↻ Clockwise ↺ Counter-clockwise - Not considered

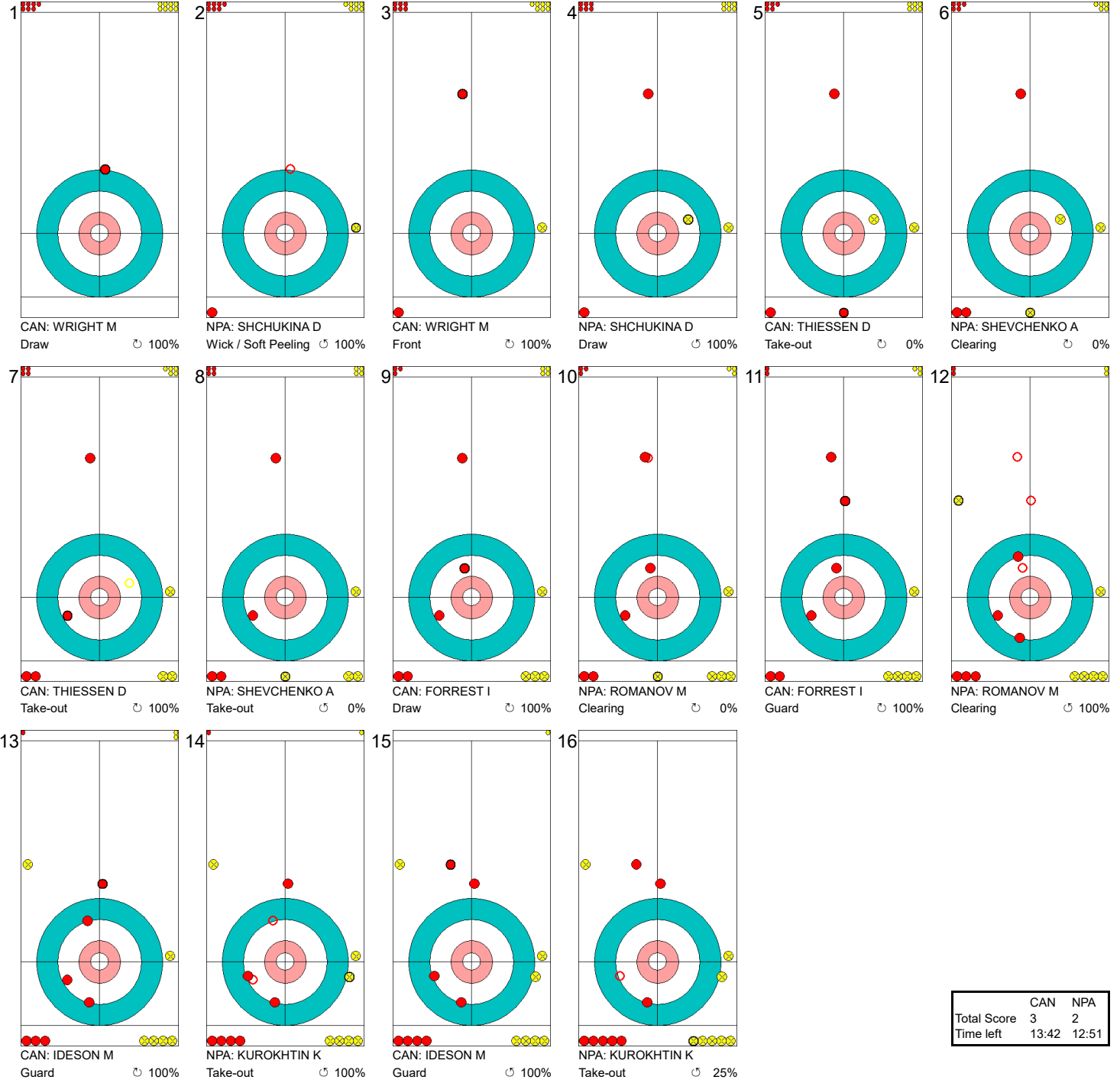




Game - Shot by Shot
게임-각각의 샷

End 6 **CAN - Canada** 2 + 1 (this end) = 3

NPA - NPA 2 + 0 (this end) = 2

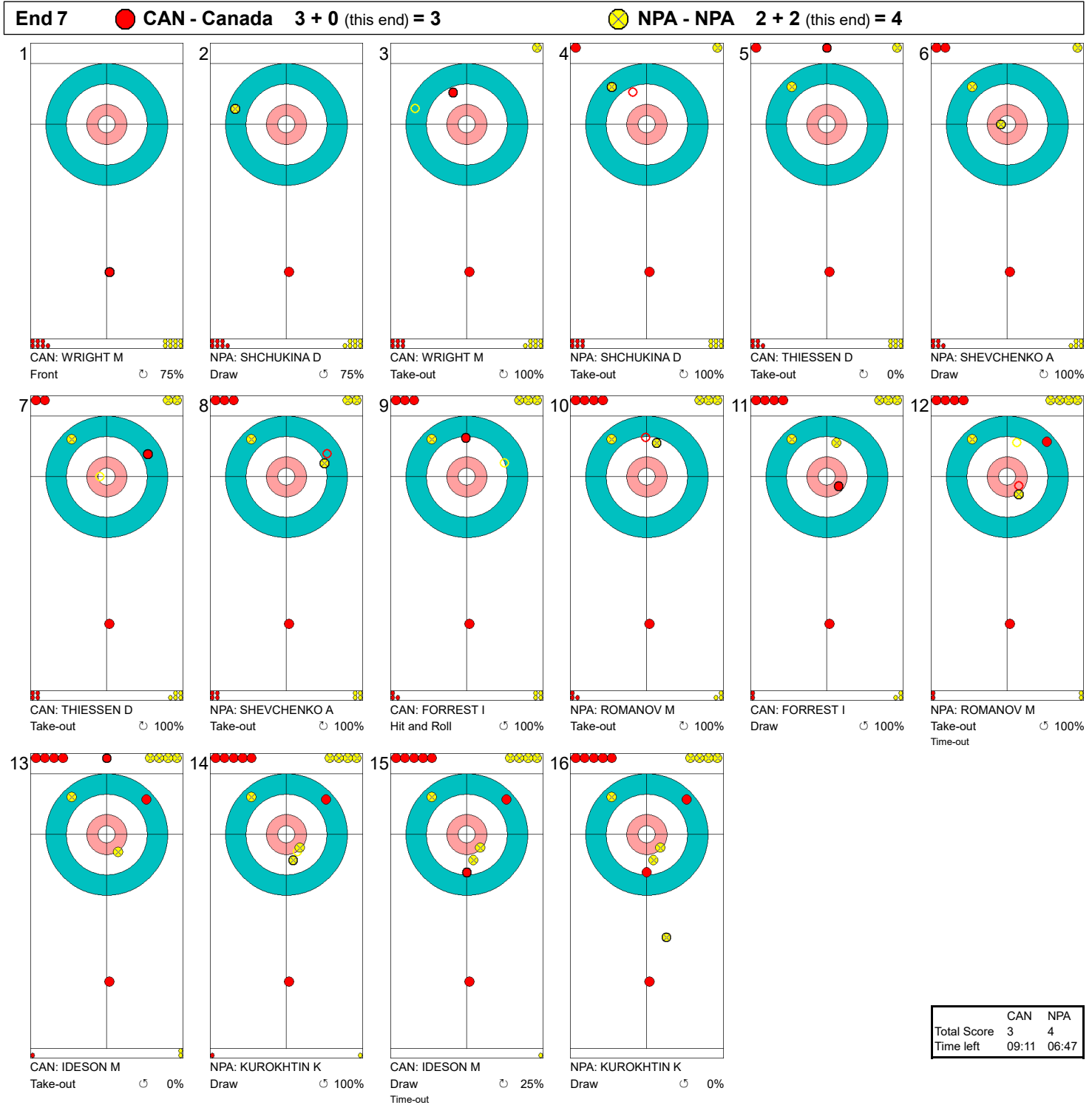


	CAN	NPA
Total Score	3	2
Time left	13:42	12:51

Legend:
 ↻ Clockwise ↺ Counter-clockwise - Not considered



Game - Shot by Shot
게임-각각의 샷



Legend:
 ↻ Clockwise ↺ Counter-clockwise - Not considered



Game - Shot by Shot
게임-각각의 샷

End 8 **CAN - Canada** 3 + 2 (this end) = 5 **NPA - NPA** 4 + 0 (this end) = 4



	CAN	NPA
Total Score	5	4
Time left	03:43	01:29

Legend:
 ↻ Clockwise ↺ Counter-clockwise - Not considered



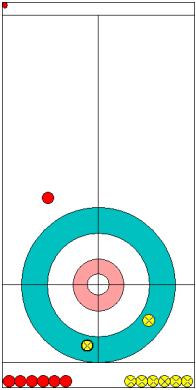
Most Important Shots

승부 유효 샷

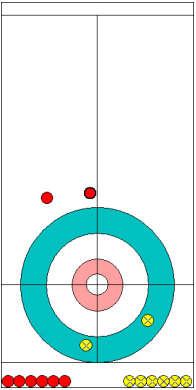
Sheet	Game	Team	LSFE	1	2	3	4	5	6	7	8	Extra Ends	Total	
A	9	GBR - Great Britain	●	*	0	1	0	0	1	0	1	X		3
	9	USA - United States of America	●		1	0	3	2	0	3	0	X		9

Most Important Shot:

Facing 2 US stones in the back twelve foot, the British Skip NEILSON A had to Draw to the eight foot. She ended up short in front of the house and gave away 2 points to the US team.



Before



After

End: 4

Team: GBR - Great Britain

Player: NEILSON Aileen

Team Stone: 1 2 3 4 5 6 7 ⑧

Task: Draw

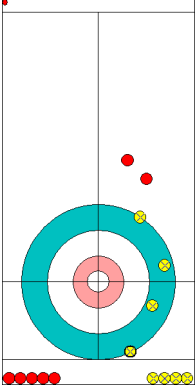
Rotation: ↺

Shot Success: 0%

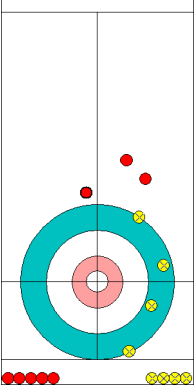
Sheet	Game	Team	LSFE	1	2	3	4	5	6	7	8	Extra Ends	Total
B	8	KOR - Republic of Korea	●		0	2	0	0	0	0	X	X	2
	8	NOR - Norway	●	*	2	0	0	2	1	4	X	X	9

Most Important Shot:

After a strong end by the Norwegian team, the Korean Fourth CHA J had to play a Draw to the eight foot against 4 Norwegian stones in the twelve foot. He was light on his Draw and did not reach the house. Team Norway stole 4 points and the Korean team conceded.



Before



After

End: 6

Team: KOR - Republic of Korea

Player: CHA Jaegoan

Team Stone: 1 2 3 4 5 6 7 ⑧

Task: Draw

Rotation: ↺

Shot Success: 0%



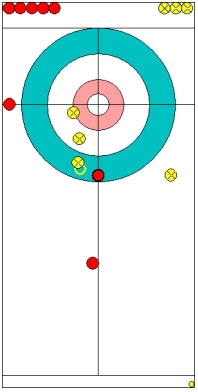
Most Important Shots

승부 유효 샷

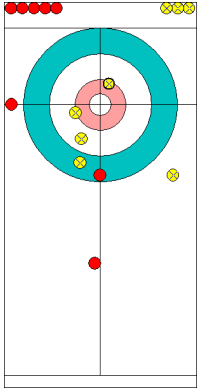
Sheet	Game	Team	LSFE	1	2	3	4	5	6	7	8	Extra Ends	Total
C	9	GER - Germany	*	0	1	0	0	3	0	X	X		4
	9	SUI - Switzerland		1	0	4	2	0	2	X	X		9

Most Important Shot:

After the German team missed several draw attempts into the four foot, Swiss Skip WAGNER F played a Draw to the back four foot to score 4 points, taking a commanding lead in the game.



Before



After

End: 3

Team: SUI - Switzerland

Player: WAGNER Felix

Team Stone: 1 2 3 4 5 6 7 ⑧

Task: Draw

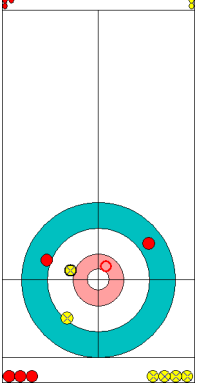
Rotation: ⤵

Shot Success: 100%

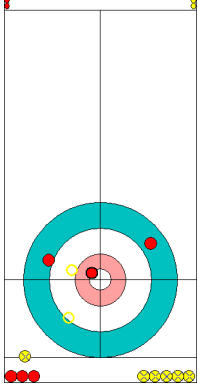
Sheet	Game	Team	LSFE	1	2	3	4	5	6	7	8	Extra Ends	Total
D	8	CAN - Canada		0	0	1	0	1	1	0	2		5
	8	NPA - Neutral Paralympic Athletes	*	1	0	0	1	0	0	2	0		4

Most Important Shot:

Canadian Third FORREST I played an excellent Double Take-out and rolled to the top of the four foot, spreading nicely 3 stones in the house. Trying to prevent the Canadian team to score more than one point, team NPA attempted several draws to sit in front of the Canadian shot stone, but was unsuccessful. Eventually team Canada scored two points and won the game.



Before



After

End: 8

Team: CAN - Canada

Player: FORREST Ina

Team Stone: 1 2 3 4 5 ⑥ 7 8

Task: Double Take-out

Rotation: ⤵

Shot Success: 100%

Legend:

⤵ Clockwise

⤴ Counter-clockwise

LSFE(*) Last Stone First End

X Unplayed/unfinished end due to concession



Session Results and Standings

세션 결과 및 순위

Sheet	Game	Team	LSFE	1	2	3	4	5	6	7	8	Extra Ends	Total
A	8	FIN - Finland	*	2	0	1	2	0	0	1	0		6
	8	SWE - Sweden		0	1	0	0	2	1	0	1		5
B	8	GER - Germany	*	1	0	1	0	1	0	0	X		3
	8	GBR - Great Britain		0	1	0	2	0	3	2	X		8
C	8	SVK - Slovakia	*	0	1	0	0	1	0	0	X		2
	8	CHN - People's Republic of China		2	0	2	1	0	1	3	X		9
D	8	SUI - Switzerland		0	2	1	0	1	0	1	2		7
	8	USA - United States of America	*	1	0	0	1	0	2	0	0		4

Current Standings

Rank	Team	Games	Wins	Losses
1	CHN - People's Republic of China	8	7	1
2	KOR - Republic of Korea	7	6	1
3	CAN - Canada	7	5	2
4	GBR - Great Britain	8	5	3
5	NPA - Neutral Paralympic Athletes	7	4	3
6	GER - Germany	8	4	4
6	SUI - Switzerland	8	4	4
8	NOR - Norway	7	3	4
9	SVK - Slovakia	8	3	5
10	FIN - Finland	8	2	6
10	SWE - Sweden	8	2	6
12	USA - United States of America	8	1	7

Note:
 Under WCF rules, tie-breaking rules for standings are not applied until after the last game of the round robin.

Legend:
LSFE(*) Last Stone First End **X** Unplayed/unfinished end due to concession



Game Results

대회 경기결과

Sheet	Game	Team	LSFE	1	2	3	4	5	6	7	8	Extra Ends	Total
A	8	FIN - Finland	*	2	0	1	2	0	0	1	0		6
	8	SWE - Sweden		0	1	0	0	2	1	0	1		5

FIN - Finland			Shot Success	
			Game	All
4 S	KARJALAINEN Sari	F	52%	52%
3 V	KARJALAINEN Markku	M	56%	52%
2	JAASKELAINEN Yrjo Tapani	M	45%	48%
1	LEPPANEN Vesa	M	56%	42%
A	SAROSALO Riitta	F	-	54%
Team Total			52%	50%

SWE - Sweden			Shot Success	
			Game	All
4 S	PETTERSSON DAHL Viljo	M	69%	51%
3	PERSSON Ronny	M	58%	49%
2	ENGBORG Mats Ola	M	66%	56%
1 V	ULANDER Kicki	F	70%	65%
A	REPPE Zandra	F	-	71%
Team Total			66%	56%

Last Stone Draw		Distance
↻	KARJALAINEN Sari	4.7cm
↺	LEPPANEN Vesa	199.6cm
Total		204.3cm

Last Stone Draw		Distance
↻	ENGBORG Mats Ola	43.3cm
↺	ULANDER Kicki	169.8cm
Total		213.1cm

Time remaining: 2 minutes 46 seconds
Time-out: End 8 - FIN stone 6

Time remaining: 0 minutes 44 seconds

Shot Success Analysis

FIN - Finland		↻	↺	Game	
4	KARJALAINEN Sari	Draws	5 70%	4 19%	9 47%
		Take-outs	4 38%	3 83%	7 57%
		Total	9 56%	7 46%	16 52%
3	KARJALAINEN Markku	Draws	3 33%	2 0%	5 20%
		Take-outs	10 70%	1 100%	11 73%
		Total	13 62%	3 33%	16 56%
2	JAASKELAINEN Yrjo Tapani	Draws	1 75%	2 100%	3 92%
		Take-outs	11 32%	2 50%	13 35%
		Total	12 35%	4 75%	16 45%
1	LEPPANEN Vesa	Draws	10 63%	3 25%	13 54%
		Take-outs	3 67%	0 -	3 67%
		Total	13 63%	3 25%	16 56%
A	SAROSALO Riitta	Draws	0 -	0 -	0 -
		Take-outs	0 -	0 -	0 -
		Total	0 -	0 -	0 -
Team		Draws	19 61%	11 32%	30 50%
		Take-outs	28 50%	6 75%	34 54%
		Total	47 54%	17 47%	64 52%

SWE - Sweden		↻	↺	Game	
4	PETTERSSON DAHL Viljo	Draws	8 69%	3 67%	11 68%
		Take-outs	5 70%	0 -	5 70%
		Total	13 69%	3 67%	16 69%
3	PERSSON Ronny	Draws	4 56%	4 38%	8 47%
		Take-outs	5 80%	3 50%	8 69%
		Total	9 69%	7 43%	16 58%
2	ENGBORG Mats Ola	Draws	6 83%	2 0%	8 63%
		Take-outs	6 58%	2 100%	8 69%
		Total	12 71%	4 50%	16 66%
1	ULANDER Kicki	Draws	12 75%	1 75%	13 75%
		Take-outs	3 50%	0 -	3 50%
		Total	15 70%	1 75%	16 70%
A	REPPE Zandra	Draws	0 -	0 -	0 -
		Take-outs	0 -	0 -	0 -
		Total	0 -	0 -	0 -
Team		Draws	30 73%	10 43%	40 65%
		Take-outs	19 66%	5 70%	24 67%
		Total	49 70%	15 52%	64 66%

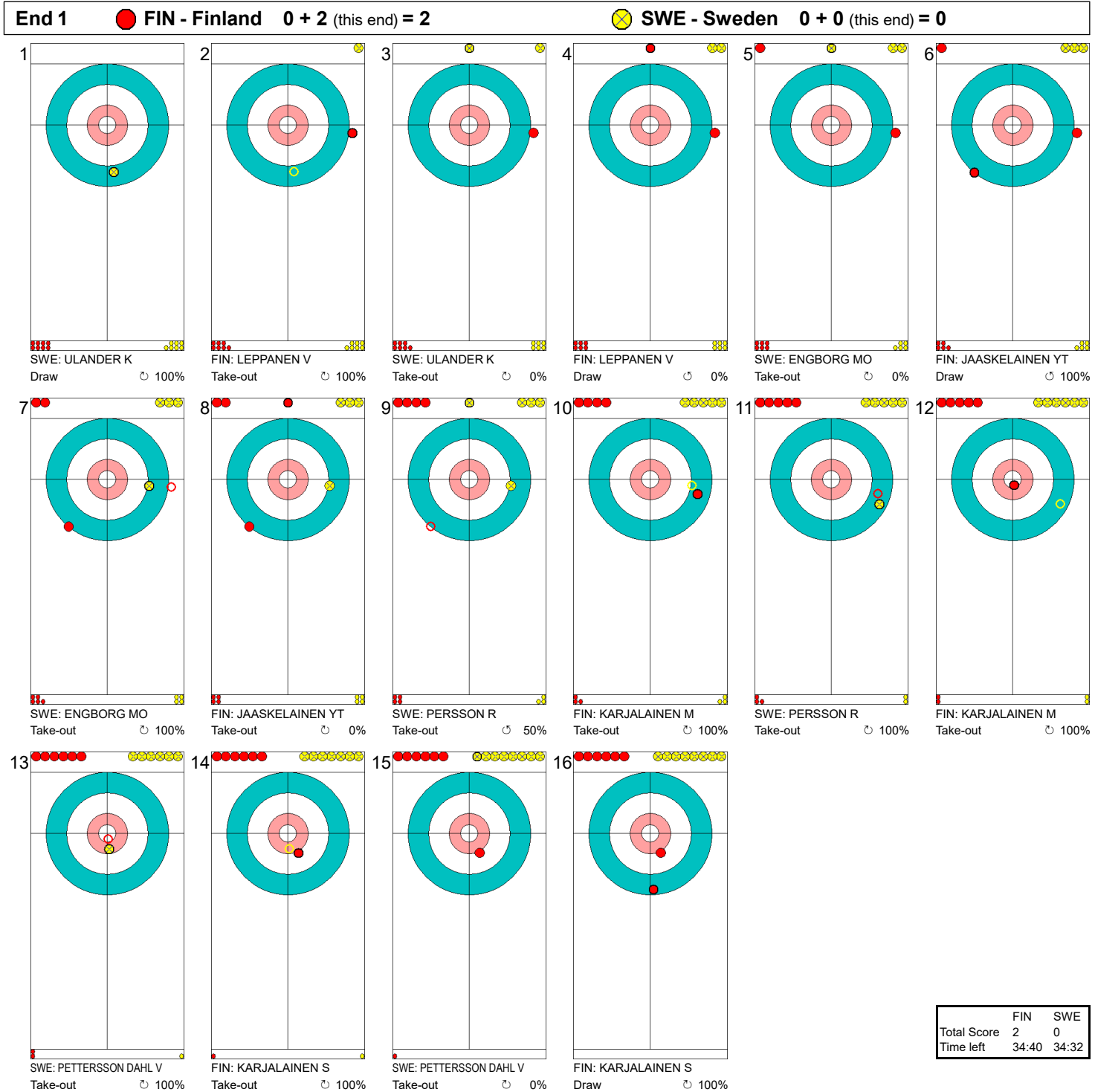
Note:
Position and function for each team member:
4 = Fourth, 3 = Third, 2 = Second, 1 = Lead, A = Alternate, S = Skip, V = Vice-Skip

Legend:
↻ Clockwise ↺ Counter-clockwise F Female
LSFE(*) Last Stone First End M Male



Game - Shot by Shot


게임-각각의 샷



Legend:
 ↻ Clockwise ↺ Counter-clockwise - Not considered



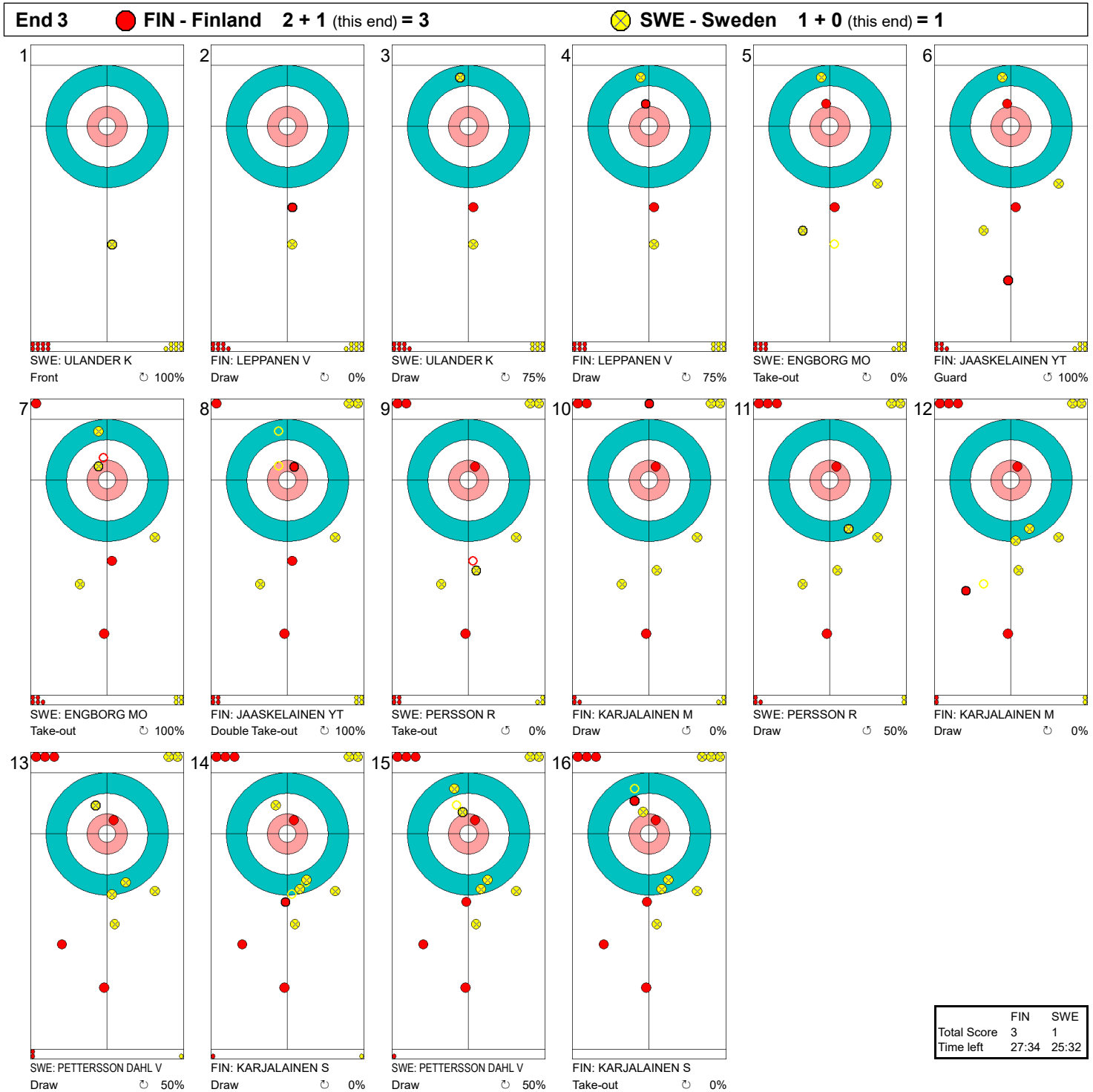
Game - Shot by Shot
게임-각각의 샷



Legend:
 ↻ Clockwise ↺ Counter-clockwise - Not considered



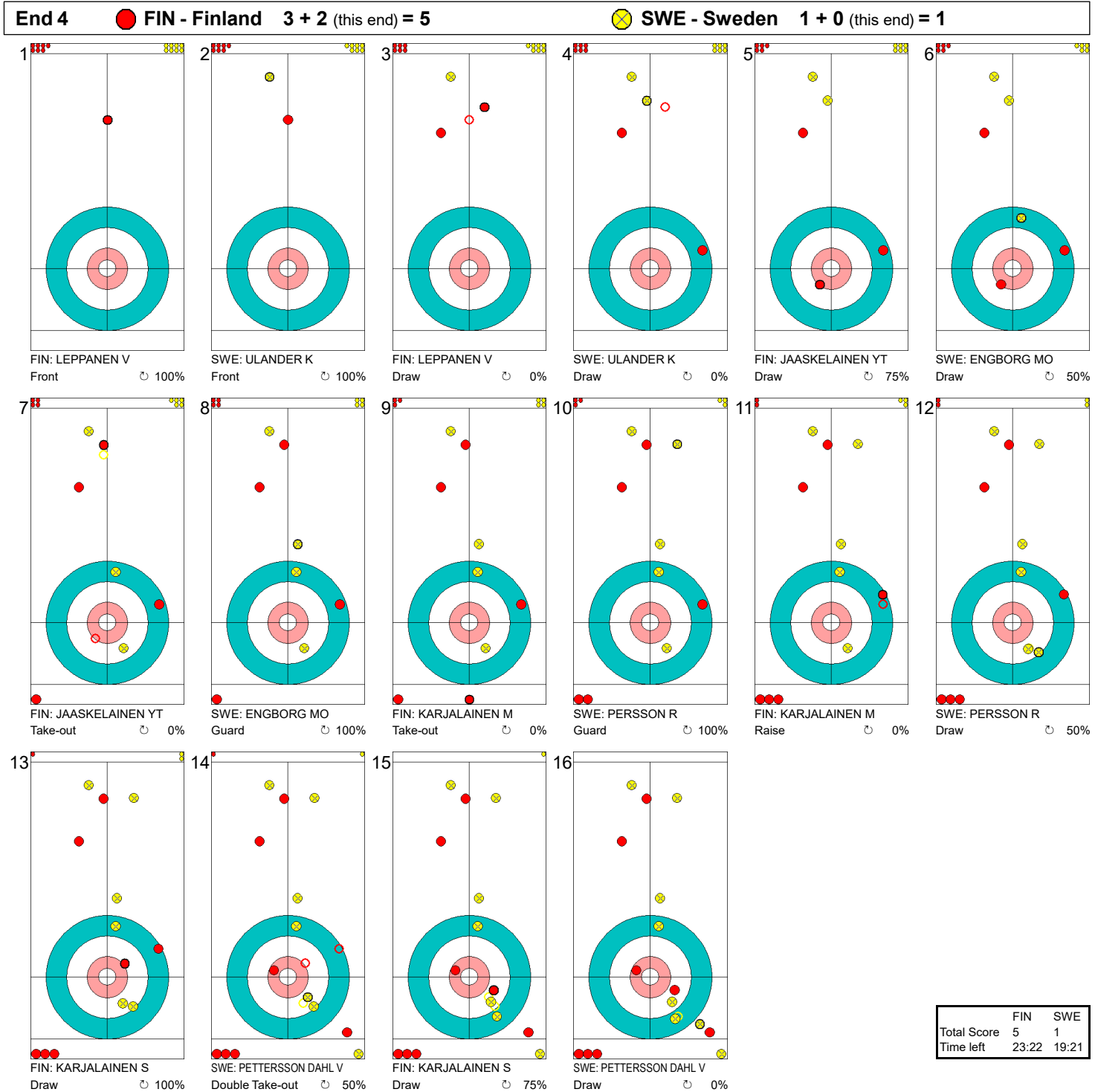
Game - Shot by Shot
게임-각각의 샷



Legend:
 ↻ Clockwise ↺ Counter-clockwise - Not considered



Game - Shot by Shot
게임-각각의 샷

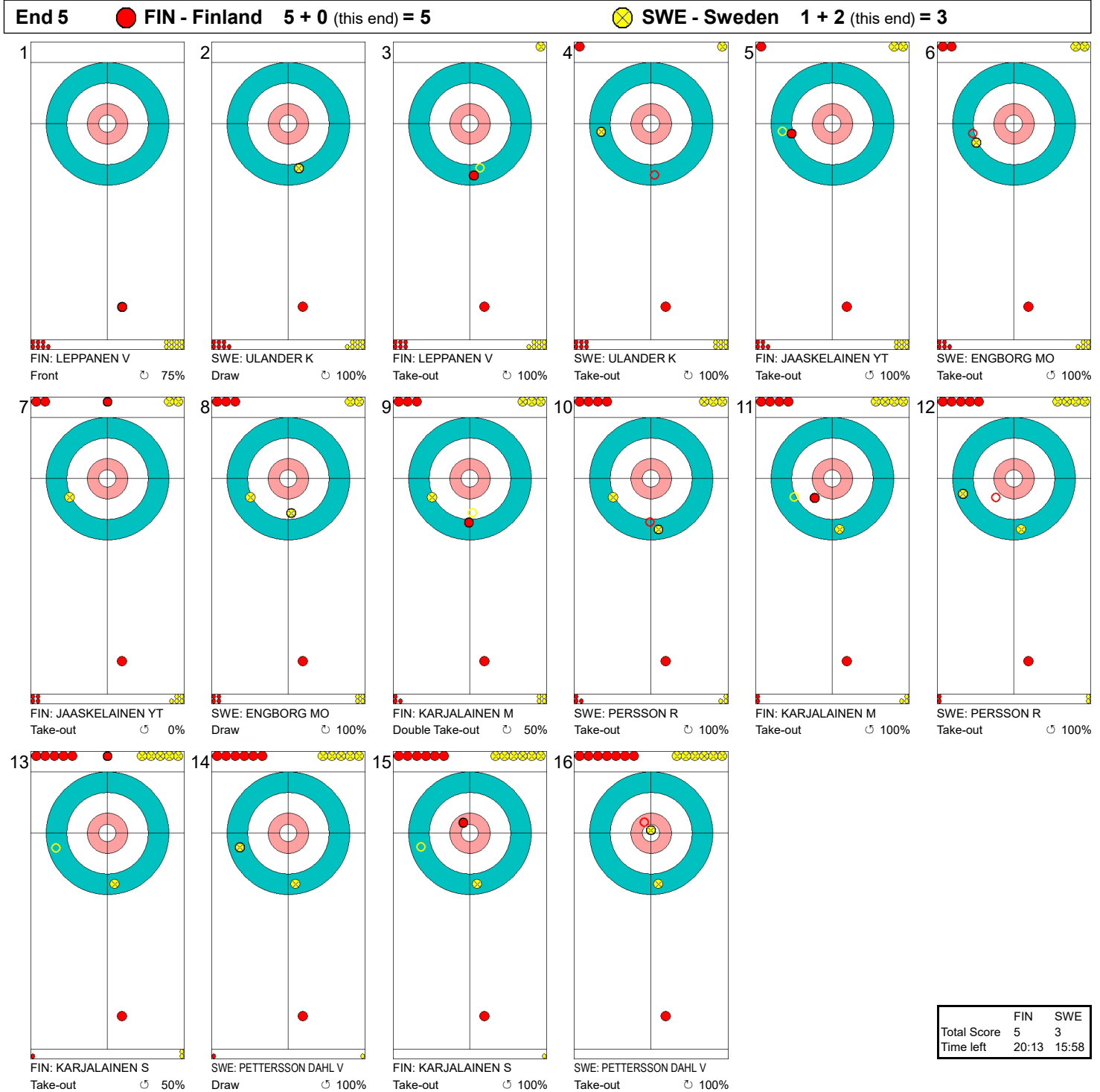


Legend:
 ↻ Clockwise ↺ Counter-clockwise - Not considered



Game - Shot by Shot

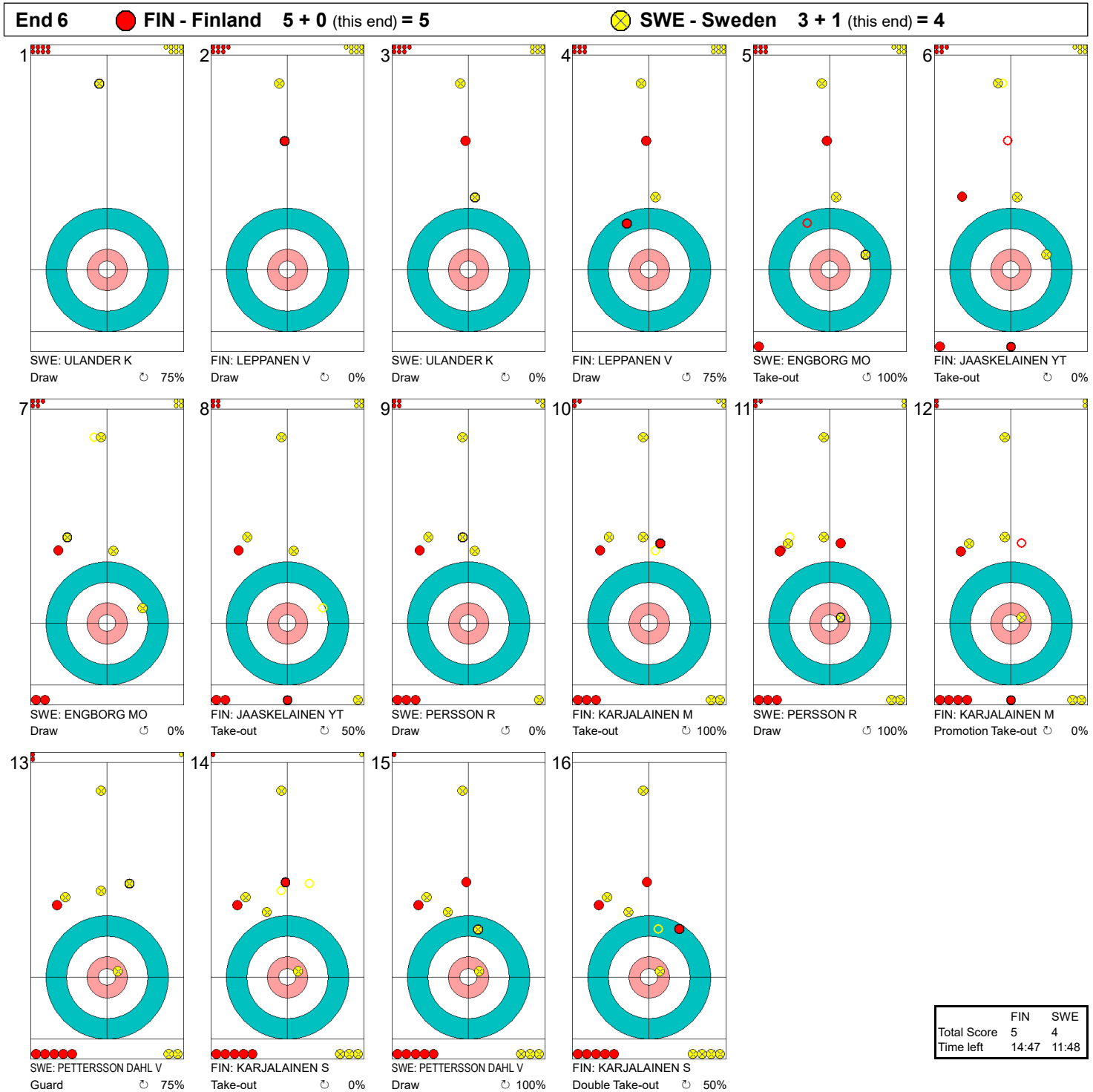
게임-각각의 샷



Legend: ◻ Clockwise ◻ Counter-clockwise - Not considered



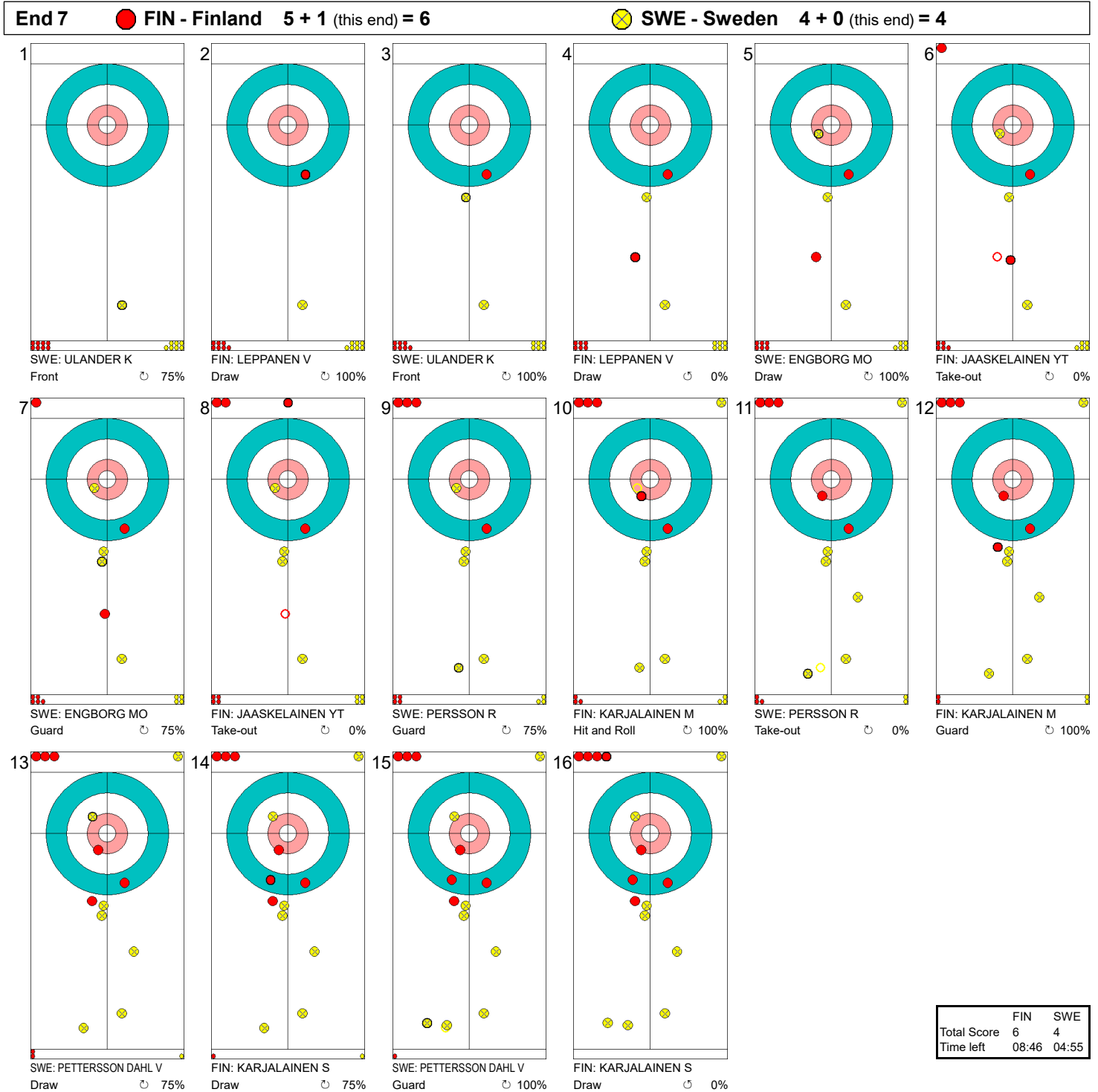
Game - Shot by Shot
게임-각각의 샷



Legend:
 ↻ Clockwise ↺ Counter-clockwise - Not considered



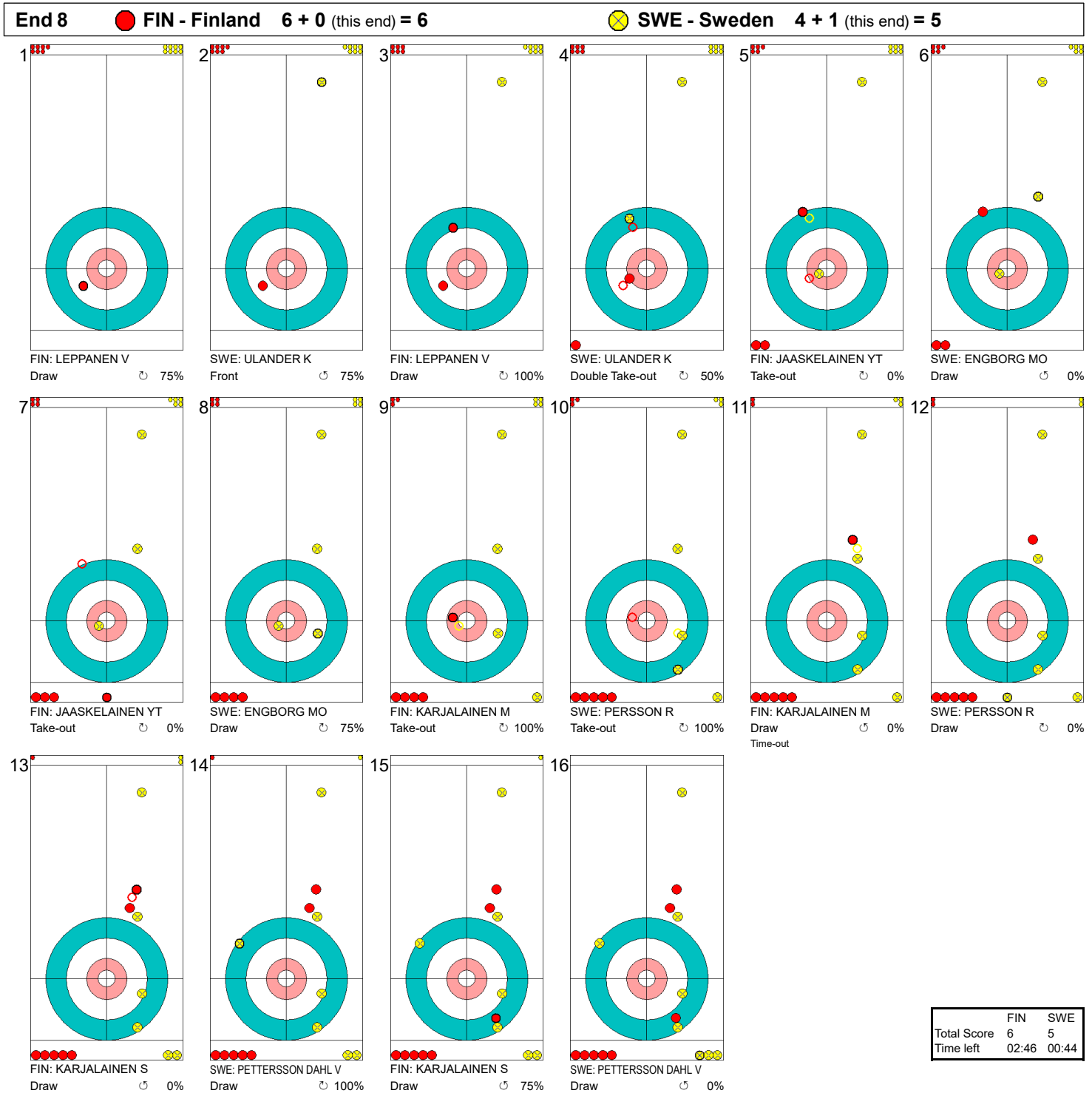
Game - Shot by Shot
게임-각각의 샷



Legend:
 ↻ Clockwise ↺ Counter-clockwise - Not considered



Game - Shot by Shot
게임-각각의 샷



Legend:
 ↻ Clockwise ↺ Counter-clockwise - Not considered



Game Results

대회 경기결과

Sheet	Game	Team	LSFE	1	2	3	4	5	6	7	8	Extra Ends	Total
B	8	GER - Germany	*	1	0	1	0	1	0	0	X		3
	8	GBR - Great Britain		0	1	0	2	0	3	2	X		8

GER - Germany			Shot Success	Game	All
4 S	PUTZICH	Christiane	F	61%	52%
3	PAVEL	Harry	M	54%	56%
2 V	MEISSNER	Wolf	M	30%	47%
1	MELCHIOR	Heike	F	59%	62%
A	SCHLITT	Martin	M	-	43%
Team Total				51%	54%

GBR - Great Britain			Shot Success	Game	All
4 S	NEILSON	Aileen	F	68%	54%
3 V	NIBLOE	Hugh	M	79%	66%
2	EWAN	Gregor	M	77%	60%
1	MALONE	Angie	F	59%	55%
A	McPHERSON	Bob	M	-	71%
Team Total				71%	62%

Last Stone Draw		Distance
↻	PAVEL Harry	199.6cm
↺	MEISSNER Wolf	54.2cm
Total		253.8cm

Time remaining: 4 minutes 36 seconds
Time-out: End 7 - GER stone 2

Last Stone Draw		Distance
↻	EWAN Gregor	64.7cm
↺	NIBLOE Hugh	199.6cm
Total		264.3cm

Time remaining: 6 minutes 46 seconds

Shot Success Analysis

GER - Germany		↻	↺	Game
4	PUTZICH Christiane	Draws 2 50%	3 67%	5 60%
		Take-outs 4 88%	5 40%	9 61%
		Total 6 75%	8 50%	14 61%
3	PAVEL Harry	Draws 0 -	3 33%	3 33%
		Take-outs 2 100%	9 50%	11 59%
		Total 2 100%	12 46%	14 54%
2	MEISSNER Wolf	Draws 4 19%	3 17%	7 18%
		Take-outs 4 50%	3 33%	7 43%
		Total 8 34%	6 25%	14 30%
1	MELCHIOR Heike	Draws 7 61%	3 67%	10 63%
		Take-outs 4 50%	0 -	4 50%
		Total 11 57%	3 67%	14 59%
A	SCHLITT Martin	Draws 0 -	0 -	0 -
		Take-outs 0 -	0 -	0 -
		Total 0 -	0 -	0 -
Team		Draws 13 46%	12 46%	25 46%
		Take-outs 14 68%	17 44%	31 55%
		Total 27 57%	29 45%	56 51%

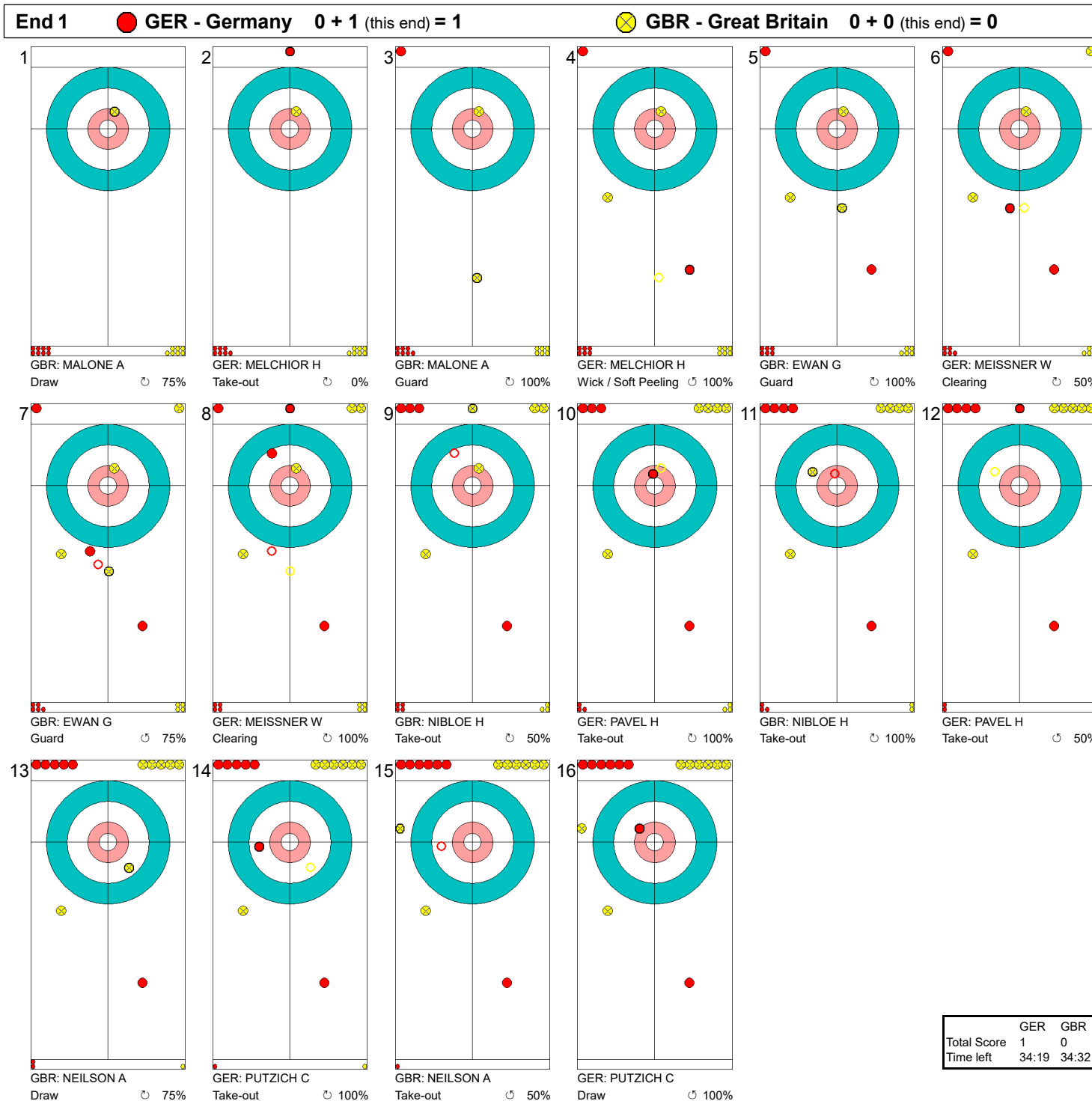
GBR - Great Britain		↻	↺	Game
4	NEILSON Aileen	Draws 5 75%	5 60%	10 68%
		Take-outs 1 50%	3 75%	4 69%
		Total 6 71%	8 66%	14 68%
3	NIBLOE Hugh	Draws 5 70%	4 88%	9 78%
		Take-outs 4 88%	1 50%	5 80%
		Total 9 78%	5 80%	14 79%
2	EWAN Gregor	Draws 7 75%	5 70%	12 73%
		Take-outs 1 100%	1 100%	2 100%
		Total 8 78%	6 75%	14 77%
1	MALONE Angie	Draws 7 82%	1 100%	8 84%
		Take-outs 5 30%	1 0%	6 25%
		Total 12 60%	2 50%	14 59%
A	McPHERSON Bob	Draws 0 -	0 -	0 -
		Take-outs 0 -	0 -	0 -
		Total 0 -	0 -	0 -
Team		Draws 24 76%	15 73%	39 75%
		Take-outs 11 59%	6 63%	17 60%
		Total 35 71%	21 70%	56 71%

Note:
Position and function for each team member:
4 = Fourth, 3 = Third, 2 = Second, 1 = Lead, A = Alternate, S = Skip, V = Vice-Skip

Legend:
↻ Clockwise ↺ Counter-clockwise F Female
LSFE(*) Last Stone First End M Male X Unplayed/unfinished end due to concession




Game - Shot by Shot
게임-각각의 샷



Legend:
 ↻ Clockwise ↺ Counter-clockwise - Not considered



Game - Shot by Shot
게임-각각의 샷

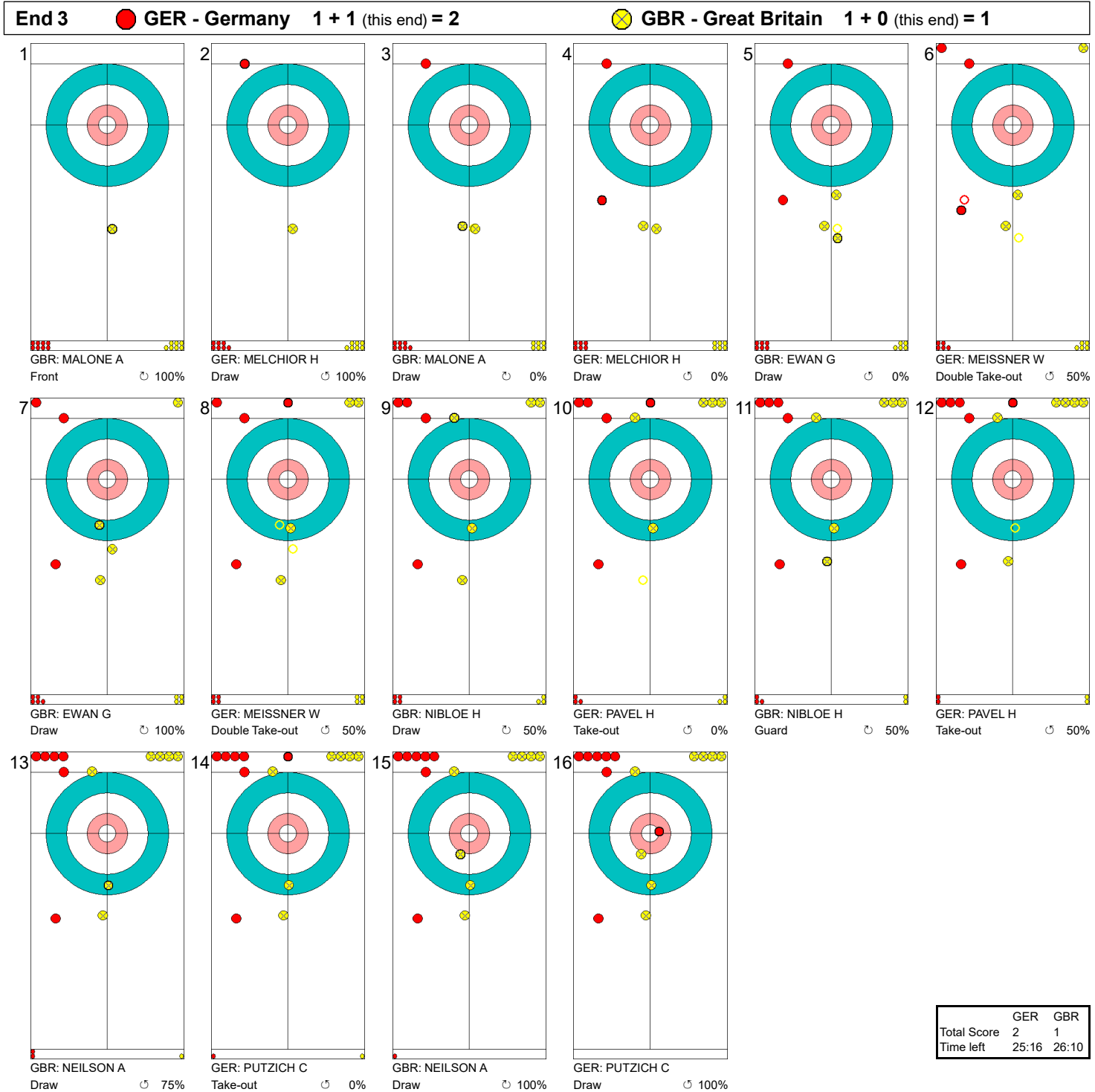


Legend:
 ↻ Clockwise ↺ Counter-clockwise - Not considered



Game - Shot by Shot

 게임-각각의 샷

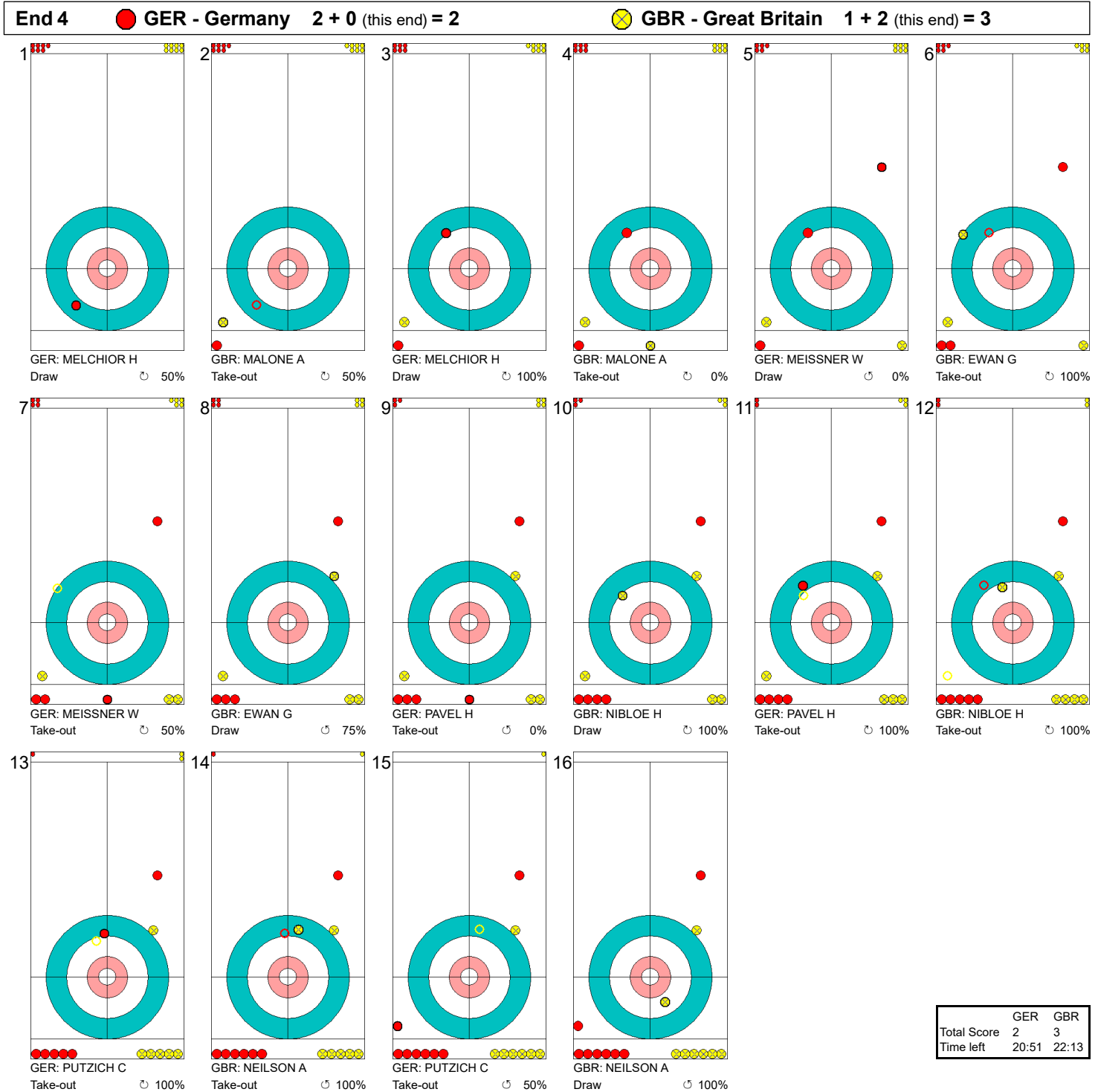


Legend:

↻ Clockwise
 ↺ Counter-clockwise
- Not considered



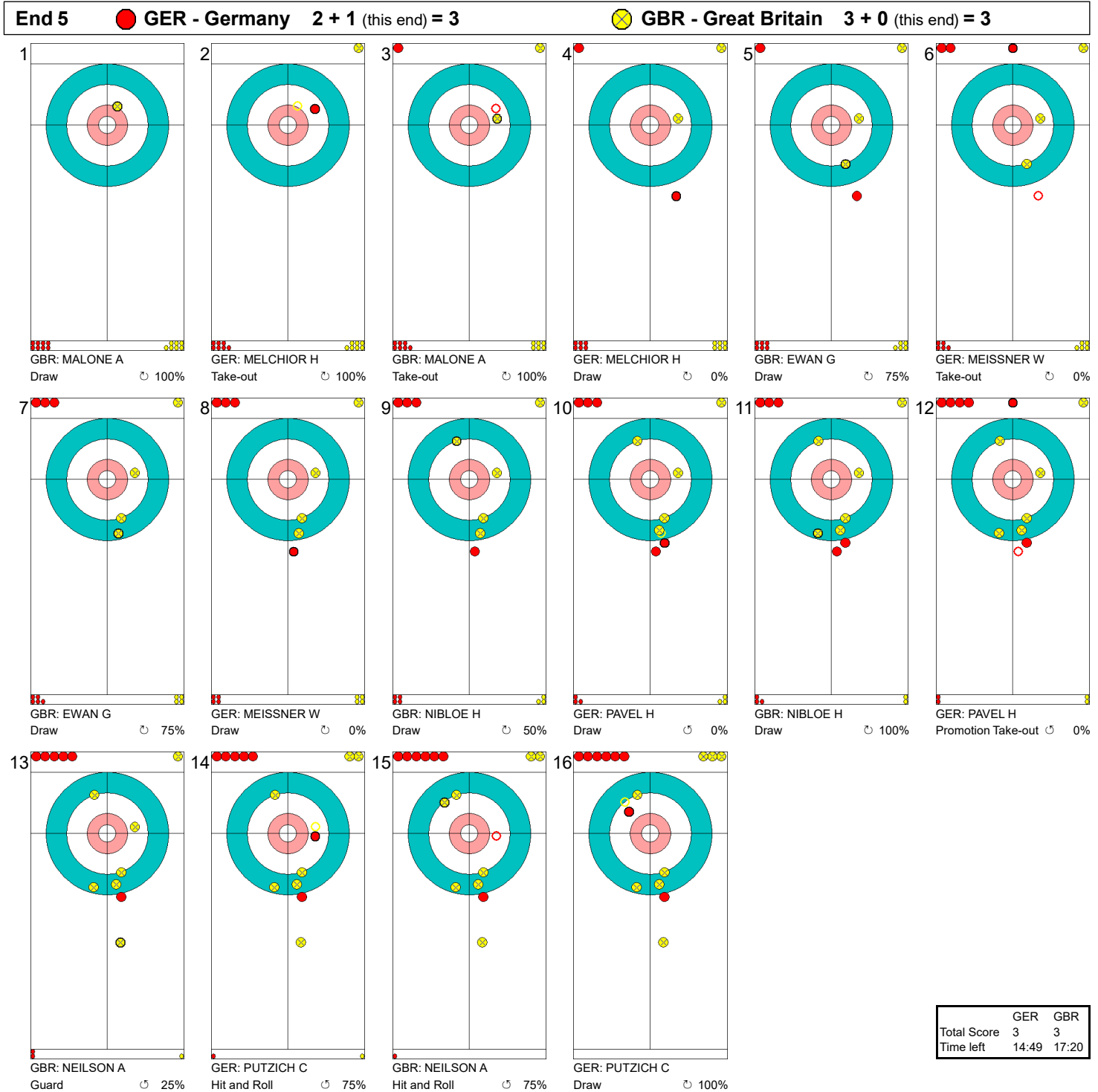
Game - Shot by Shot
게임-각각의 샷



Legend:
 ↻ Clockwise ↺ Counter-clockwise - Not considered



Game - Shot by Shot
게임-각각의 샷



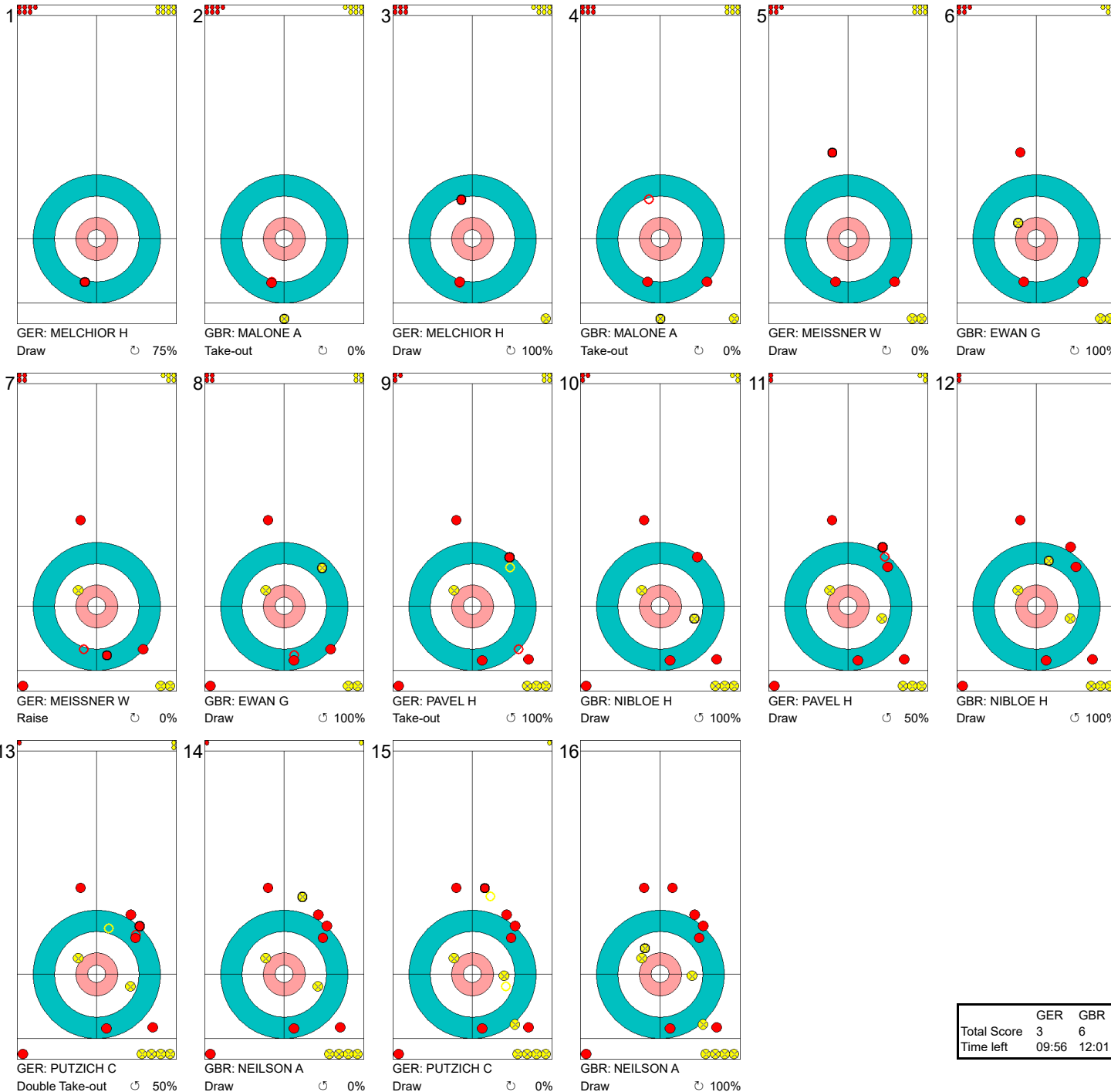
Legend:
 ↻ Clockwise ↺ Counter-clockwise - Not considered



Game - Shot by Shot

게임-각각의 샷

End 6
 ● GER - Germany 3 + 0 (this end) = 3
 ● GBR - Great Britain 3 + 3 (this end) = 6



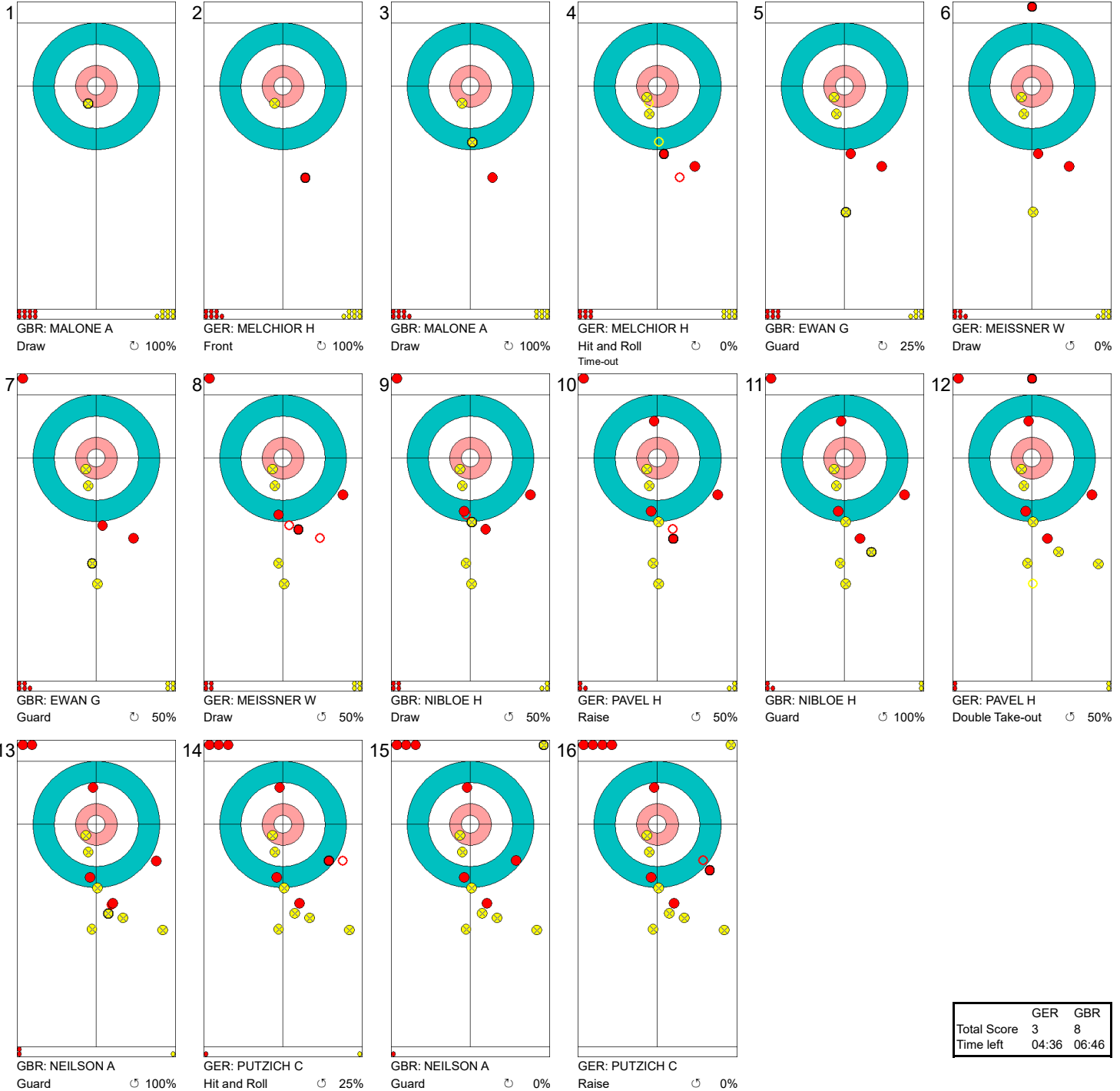
	GER	GBR
Total Score	3	6
Time left	09:56	12:01

Legend:
 ↻ Clockwise ↺ Counter-clockwise - Not considered



Game - Shot by Shot
게임-각각의 샷

End 7 **GER - Germany 3 + 0 (this end) = 3** **GBR - Great Britain 6 + 2 (this end) = 8**



	GER	GBR
Total Score	3	8
Time left	04:36	06:46

Legend:
 Clockwise
 Counter-clockwise
 - Not considered



Game Results

대회 경기결과

Sheet	Game	Team	LSFE	1	2	3	4	5	6	7	8	Extra Ends	Total
C	8	SVK - Slovakia	*	0	1	0	0	1	0	0	X		2
	8	CHN - People's Republic of China		2	0	2	1	0	1	3	X		9

SVK - Slovakia			Shot Success	
			Game	All
4	PITONAK Dusan	M	38%	56%
3 S	DURIS Radoslav	M	48%	58%
2	ZATKO Peter	M	48%	55%
1 V	KUNKELOVA Monika	F	82%	61%
A	LYOCSA Imrich	M	-	42%
Team Total			54%	56%

CHN - People's Republic of China			Shot Success	
			Game	All
4 S	WANG Haitao	M	64%	67%
3 V	CHEN Jianxin	M	79%	65%
2	LIU Wei	M	61%	64%
1	WANG Meng	F	63%	70%
A	ZHANG Qiang	M	-	-
Team Total			67%	66%

Last Stone Draw		Distance
↻	DURIS Radoslav	199.6cm
↺	KUNKELOVA Monika	73.8cm
Total		273.4cm

Time remaining: 8 minutes 46 seconds
Time-out: End 7 - SVK stone 6

Last Stone Draw		Distance
↻	LIU Wei	116.2cm
↺	WANG Haitao	189.0cm
Total		305.2cm

Time remaining: 6 minutes 8 seconds
Time-out: End 7 - CHN stone 6

Shot Success Analysis

SVK - Slovakia		↻	↺	Game
4 PITONAK Dusan	Draws	5 35%	6 33%	11 34%
	Take-outs	1 0%	2 75%	3 50%
	Total	6 29%	8 44%	14 38%
3 DURIS Radoslav	Draws	2 25%	5 75%	7 61%
	Take-outs	2 50%	5 30%	7 36%
	Total	4 38%	10 53%	14 48%
2 ZATKO Peter	Draws	3 75%	7 29%	10 43%
	Take-outs	2 100%	2 25%	4 63%
	Total	5 85%	9 28%	14 48%
1 KUNKELOVA Monika	Draws	6 75%	7 86%	13 81%
	Take-outs	1 100%	0 -	1 100%
	Total	7 79%	7 86%	14 82%
A LYOCSA Imrich	Draws	0 -	0 -	0 -
	Take-outs	0 -	0 -	0 -
	Total	0 -	0 -	0 -
Team	Draws	16 56%	25 55%	41 55%
	Take-outs	6 67%	9 39%	15 50%
	Total	22 59%	34 51%	56 54%

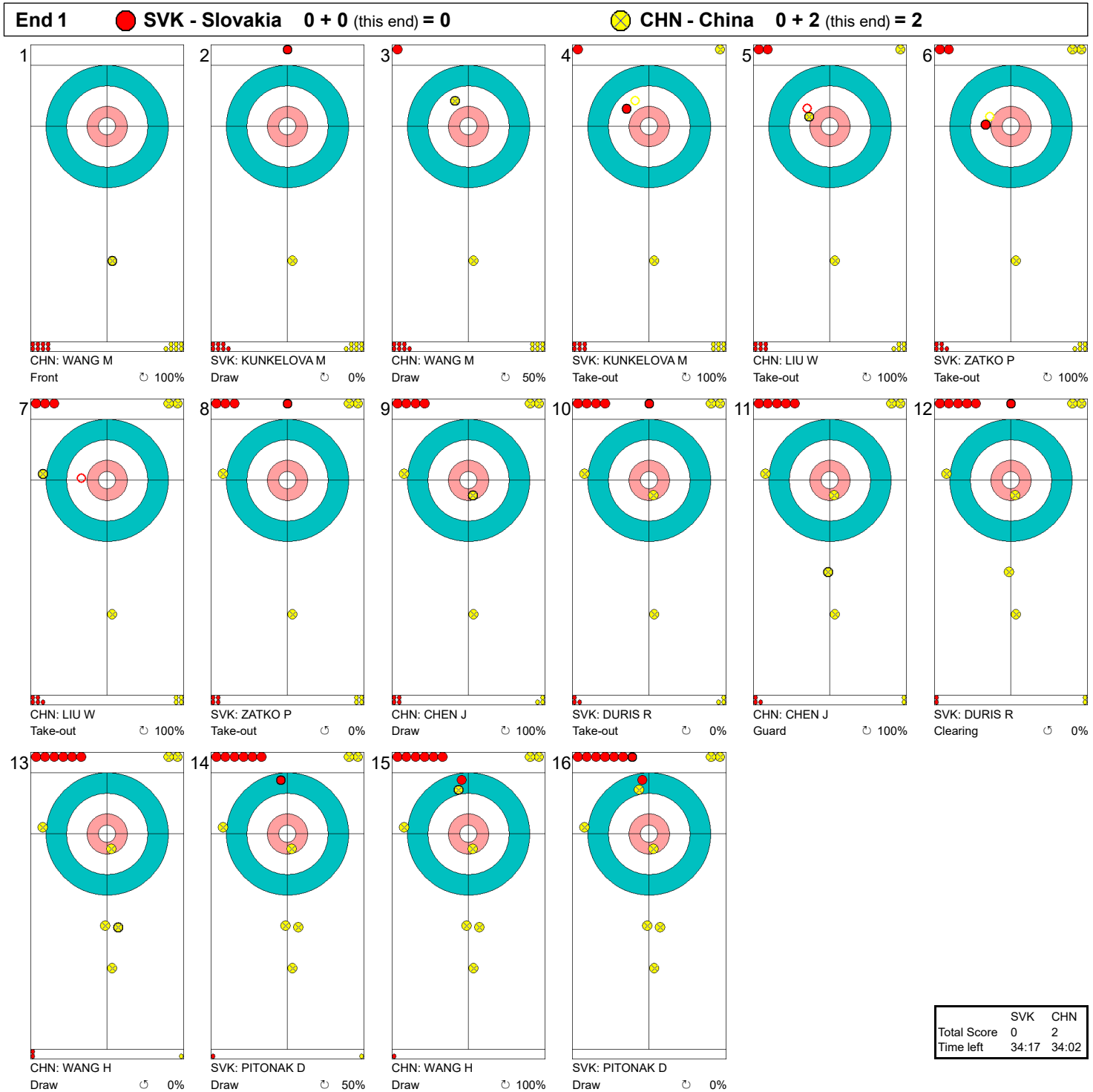
CHN - People's Republic of China		↻	↺	Game
4 WANG Haitao	Draws	2 75%	5 50%	7 57%
	Take-outs	3 67%	4 75%	7 71%
	Total	5 70%	9 61%	14 64%
3 CHEN Jianxin	Draws	2 100%	1 0%	3 67%
	Take-outs	4 88%	7 79%	11 82%
	Total	6 92%	8 69%	14 79%
2 LIU Wei	Draws	0 -	2 38%	2 38%
	Take-outs	7 64%	5 65%	12 65%
	Total	7 64%	7 57%	14 61%
1 WANG Meng	Draws	11 73%	2 38%	13 67%
	Take-outs	1 0%	0 -	1 0%
	Total	12 67%	2 38%	14 63%
A ZHANG Qiang	Draws	0 -	0 -	0 -
	Take-outs	0 -	0 -	0 -
	Total	0 -	0 -	0 -
Team	Draws	15 77%	10 40%	25 62%
	Take-outs	15 67%	16 73%	31 70%
	Total	30 72%	26 61%	56 67%

Note:
Position and function for each team member:
4 = Fourth, 3 = Third, 2 = Second, 1 = Lead, A = Alternate, S = Skip, V = Vice-Skip

Legend:
↻ Clockwise ↺ Counter-clockwise F Female
LSFE(*) Last Stone First End M Male X Unplayed/unfinished end due to concession




Game - Shot by Shot
게임-각각의 샷



Legend:
 ↻ Clockwise ↺ Counter-clockwise - Not considered



Game - Shot by Shot
게임-각각의 샷

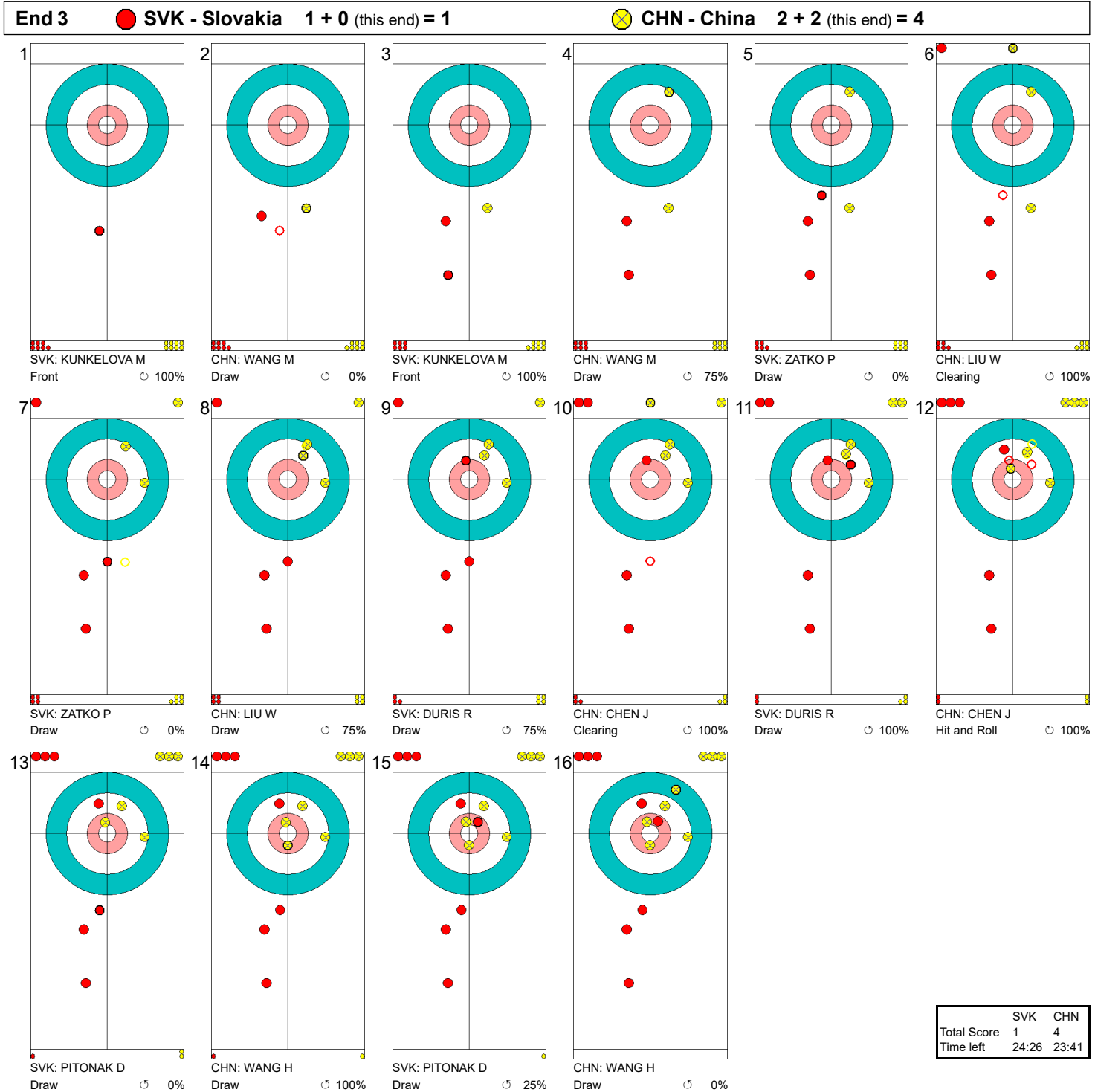


Legend:
 ↻ Clockwise ↺ Counter-clockwise - Not considered



Game - Shot by Shot

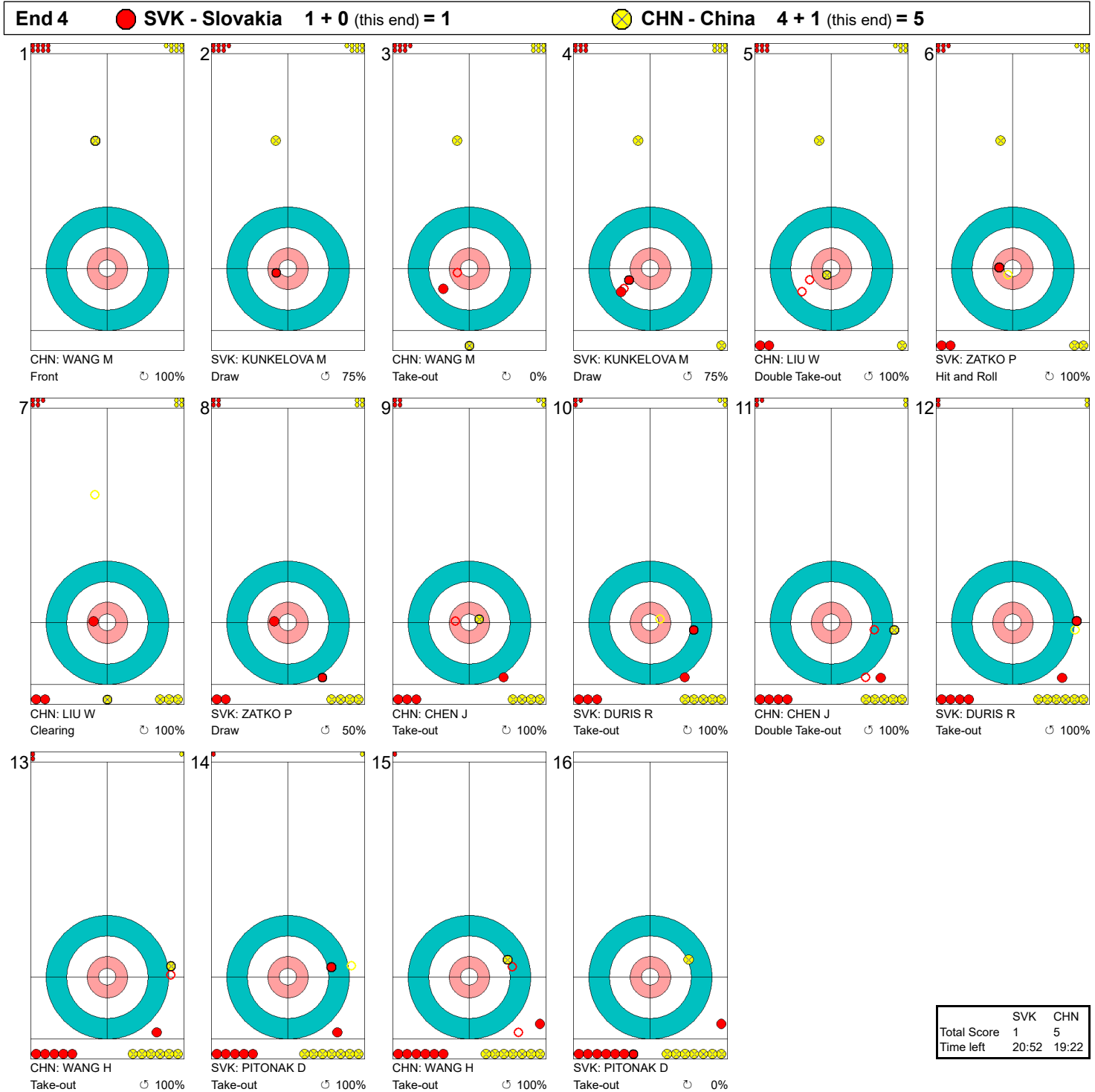
게임-각각의 샷



Legend:
 ↻ Clockwise ↺ Counter-clockwise - Not considered



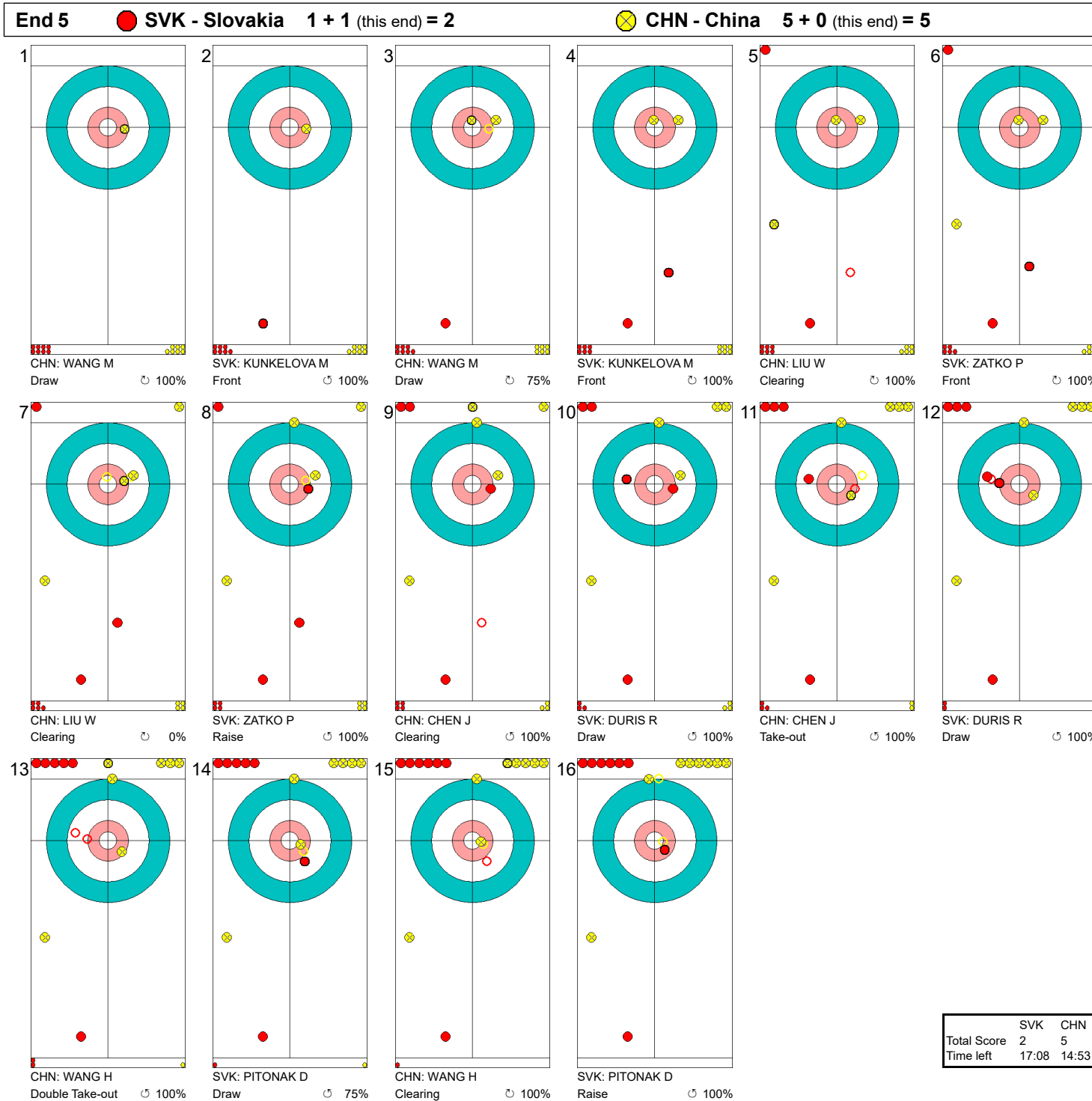
Game - Shot by Shot
게임-각각의 샷



Legend:
 ↻ Clockwise ↺ Counter-clockwise - Not considered



Game - Shot by Shot
게임-각각의 샷



Legend:
 ↻ Clockwise ↺ Counter-clockwise - Not considered



Game - Shot by Shot
게임-각각의 샷

End 6 ● SVK - Slovakia 2 + 0 (this end) = 2 ⊗ CHN - China 5 + 1 (this end) = 6

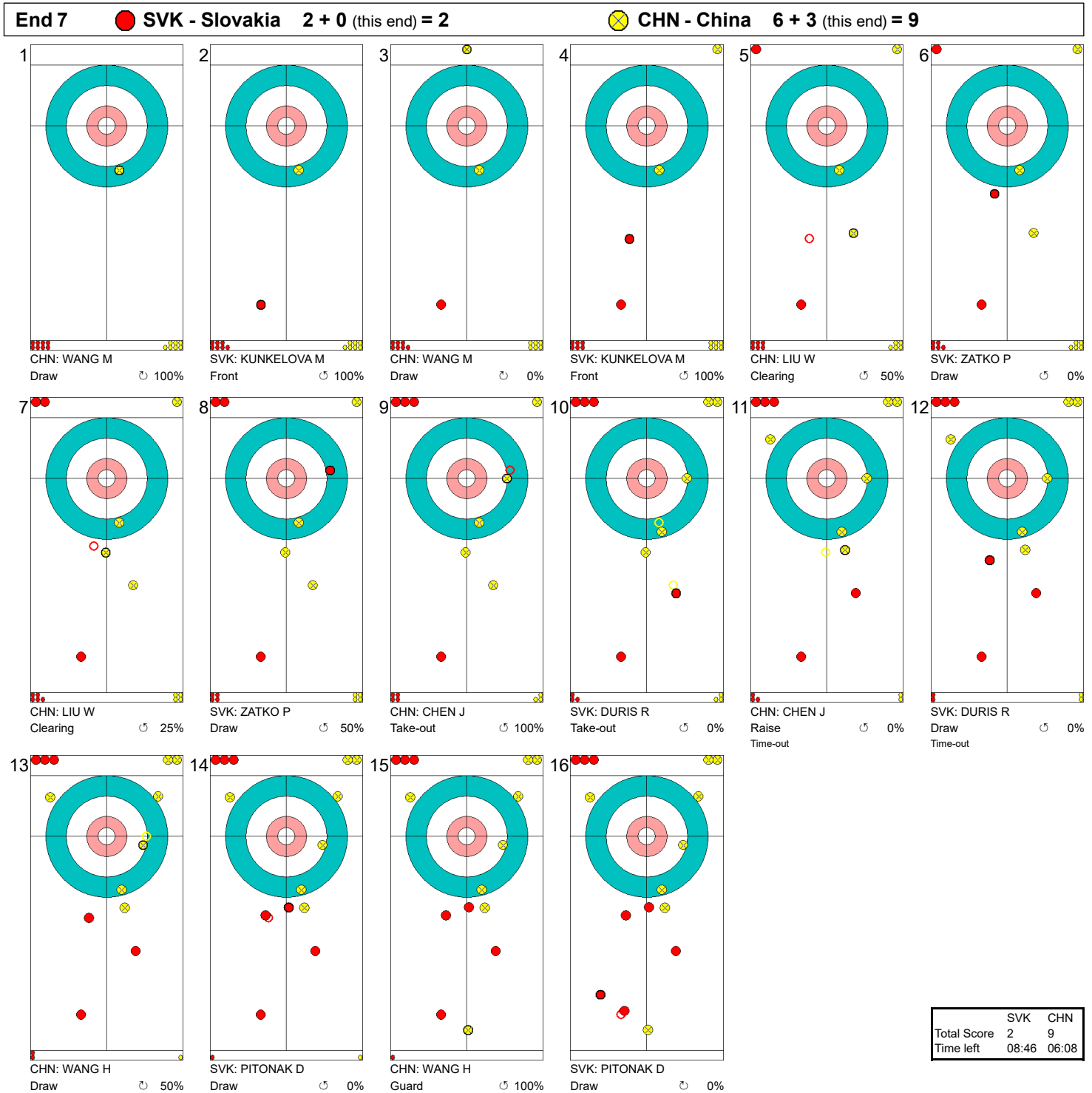


	SVK	CHN
Total Score	2	6
Time left	13:26	10:03

Legend: ↻ Clockwise ↺ Counter-clockwise - Not considered



Game - Shot by Shot
게임-각각의 샷



Legend:
 ↻ Clockwise ↺ Counter-clockwise - Not considered



Game Results

대회 경기결과

Sheet	Game	Team	LSFE	1	2	3	4	5	6	7	8	Extra	Ends	Total
D	8	SUI - Switzerland		0	2	1	0	1	0	1	2			7
	8	USA - United States of America	*	1	0	0	1	0	2	0	0			4

SUI - Switzerland			Shot Success	
			Game	All
4 S	WAGNER Felix	M	63%	56%
3 V	HUETTENMOSER Claudia	F	66%	60%
2	BODENMANN Marcel	M	56%	58%
1	BLAUDEL-THOMANN Beatrix	F	73%	68%
A	BURGENER Hans	M	-	-
Team Total			64%	61%

USA - United States of America			Shot Success	
			Game	All
4 S	BLACK Kirk	M	45%	51%
3 V	EMT Steve	M	66%	60%
2	MARSHALL Justin	M	70%	58%
1	GREELY Penny	F	78%	64%
A	LINO Meghan	F	-	-
Team Total			65%	58%

Last Stone Draw		Distance
↻	BODENMANN Marcel	186.7cm
↻	HUETTENMOSER Claudia	128.2cm
Total		314.9cm

Time remaining: 0 minutes 30 seconds

Time-out: End 6 - SUI stone 7

Last Stone Draw		Distance
↻	MARSHALL Justin	79.1cm
↻	GREELY Penny	76.9cm
Total		156.0cm

Time remaining: 2 minutes 35 seconds

Time-out: End 8 - USA stone 8

Shot Success Analysis

SUI - Switzerland		↻	↻	Game	
4	WAGNER Felix	Draws	3 33%	1 100%	4 50%
		Take-outs	8 56%	4 88%	12 67%
		Total	11 50%	5 90%	16 63%
3	HUETTENMOSER Claudia	Draws	2 88%	1 75%	3 83%
		Take-outs	6 67%	7 57%	13 62%
		Total	8 72%	8 59%	16 66%
2	BODENMANN Marcel	Draws	5 60%	2 50%	7 57%
		Take-outs	6 42%	3 83%	9 56%
		Total	11 50%	5 70%	16 56%
1	BLAUDEL-THOMANN Beatrix	Draws	10 83%	2 75%	12 81%
		Take-outs	4 50%	0 -	4 50%
		Total	14 73%	2 75%	16 73%
A	BURGENER Hans	Draws	0 -	0 -	0 -
		Take-outs	0 -	0 -	0 -
		Total	0 -	0 -	0 -
Team		Draws	20 70%	6 71%	26 70%
		Take-outs	24 54%	14 71%	38 61%
		Total	44 61%	20 71%	64 64%

USA - United States of America		↻	↻	Game	
4	BLACK Kirk	Draws	2 25%	4 50%	6 42%
		Take-outs	4 38%	6 54%	10 48%
		Total	6 33%	10 53%	16 45%
3	EMT Steve	Draws	6 46%	4 69%	10 55%
		Take-outs	5 80%	1 100%	6 83%
		Total	11 61%	5 75%	16 66%
2	MARSHALL Justin	Draws	2 38%	5 50%	7 46%
		Take-outs	7 86%	2 100%	9 89%
		Total	9 75%	7 64%	16 70%
1	GREELY Penny	Draws	5 85%	6 63%	11 73%
		Take-outs	4 88%	1 100%	5 90%
		Total	9 86%	7 68%	16 78%
A	LINO Meghan	Draws	0 -	0 -	0 -
		Take-outs	0 -	0 -	0 -
		Total	0 -	0 -	0 -
Team		Draws	15 55%	19 58%	34 57%
		Take-outs	20 75%	10 73%	30 74%
		Total	35 66%	29 63%	64 65%

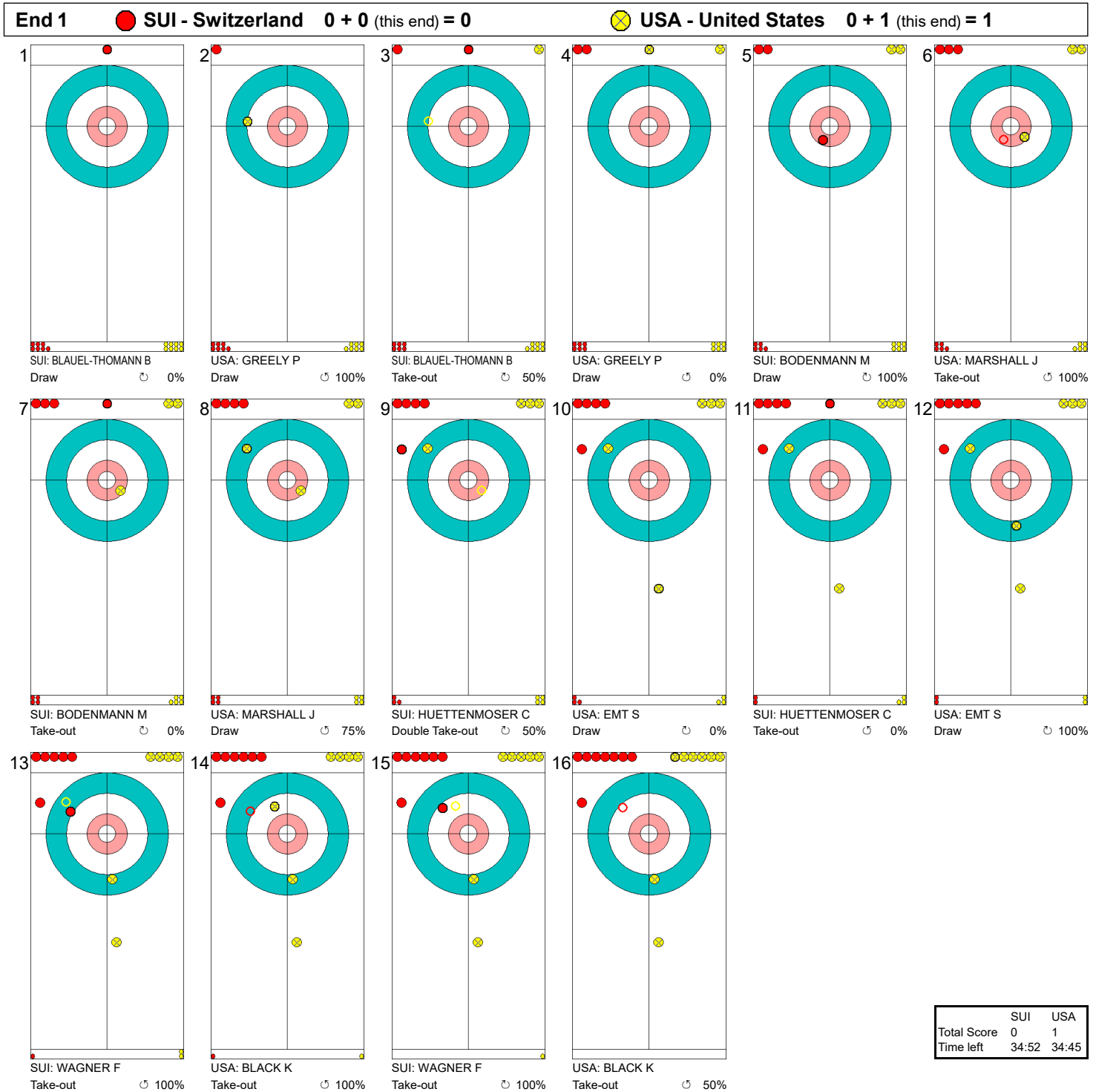
Note:
Position and function for each team member:
4 = Fourth, 3 = Third, 2 = Second, 1 = Lead, A = Alternate, S = Skip, V = Vice-Skip

Legend:
↻ Clockwise ↻ Counter-clockwise F Female
LSFE(*) Last Stone First End M Male



Game - Shot by Shot

게임-각각의 샷



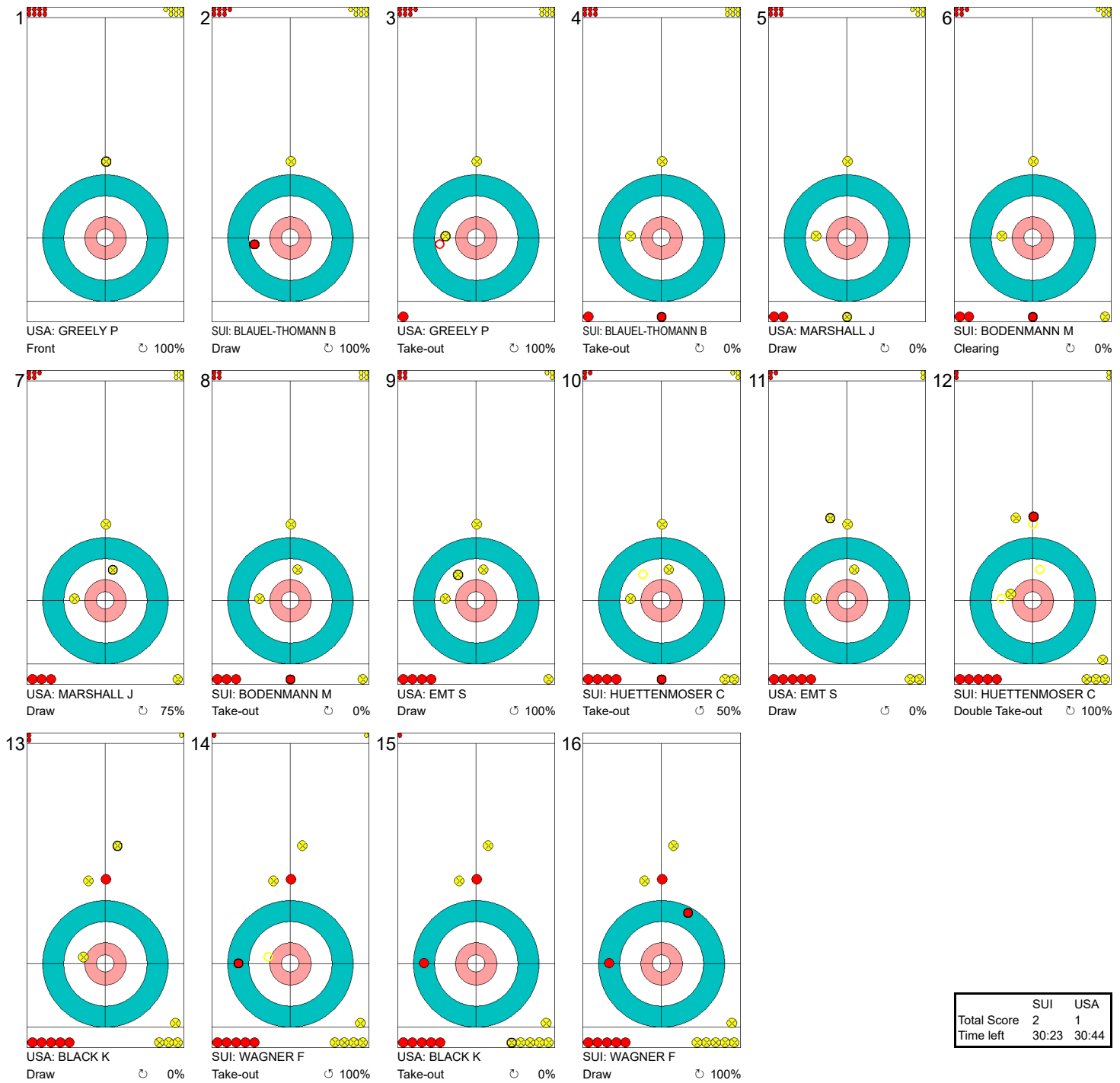
Legend:
 ↻ Clockwise ↺ Counter-clockwise - Not considered



Game - Shot by Shot

 게임-각각의 샷

End 2 ● **SUI - Switzerland** 0 + 2 (this end) = 2 ● **USA - United States** 1 + 0 (this end) = 1



	SUI	USA
Total Score	2	1
Time left	30:23	30:44

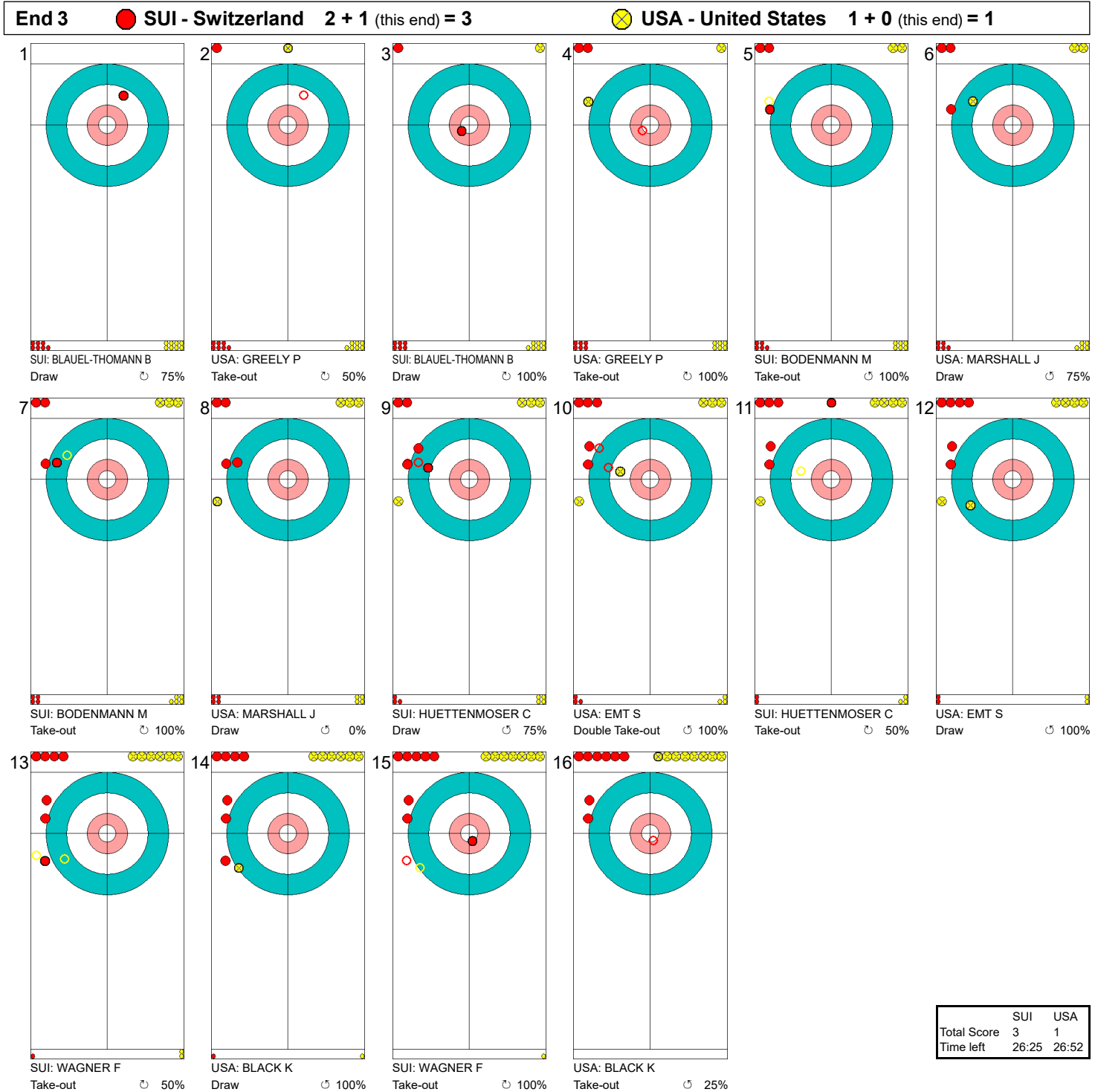
Legend:

 ↻ Clockwise ↺ Counter-clockwise - Not considered



Game - Shot by Shot

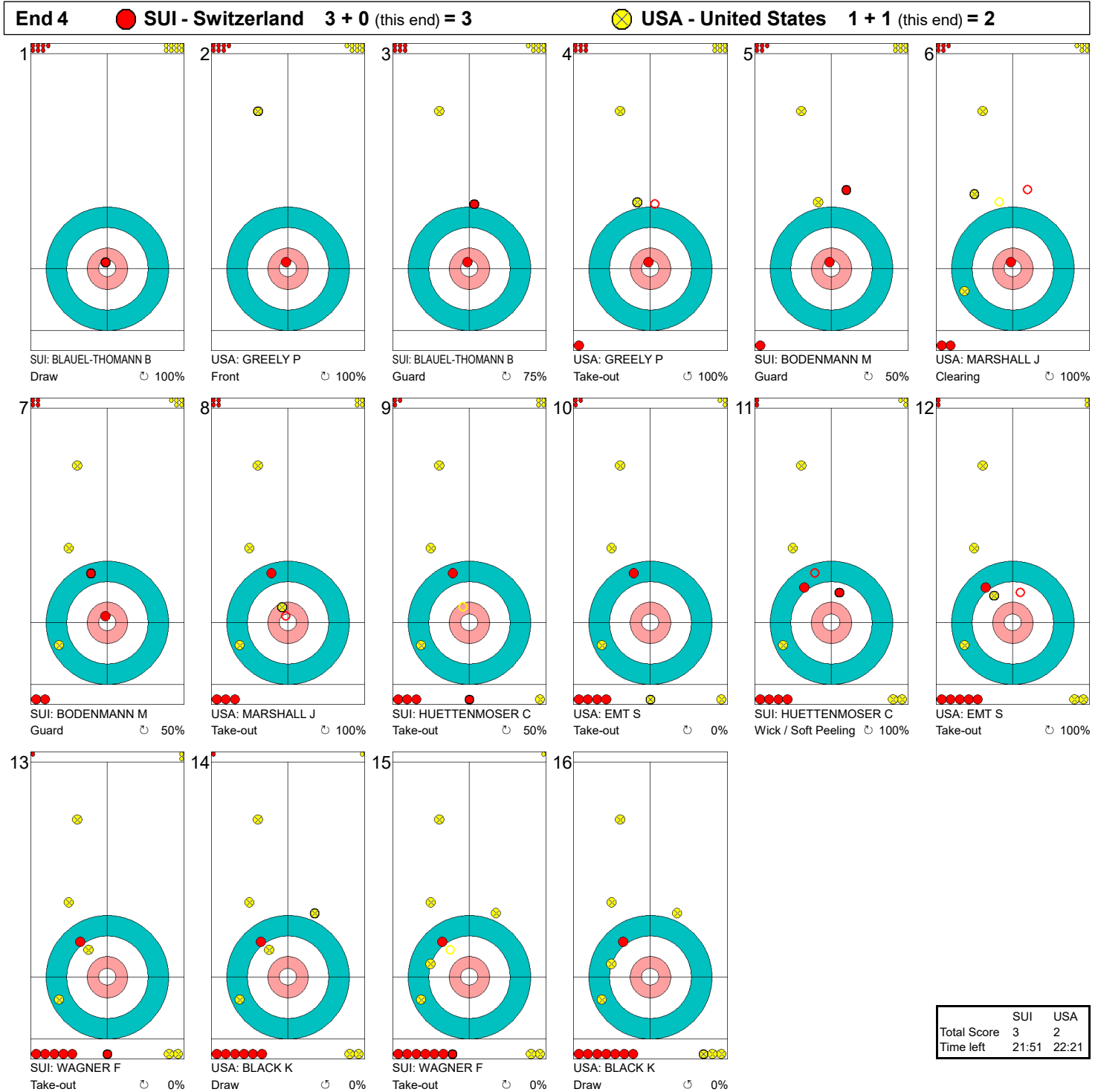
게임-각각의 샷



Legend:
 ↻ Clockwise ↺ Counter-clockwise - Not considered



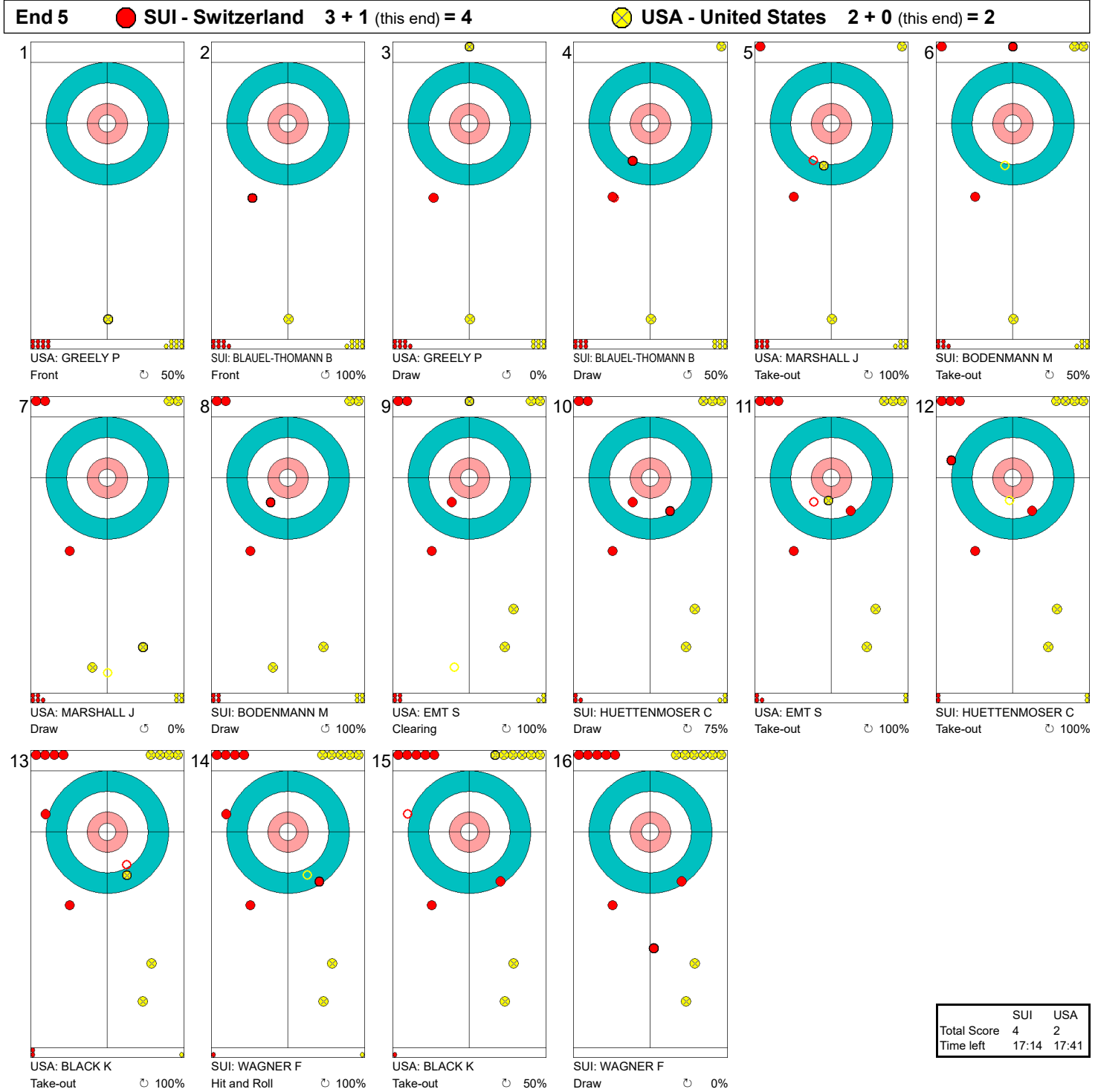
Game - Shot by Shot
게임-각각의 샷



Legend:
 ↻ Clockwise ↺ Counter-clockwise - Not considered



Game - Shot by Shot
게임-각각의 샷



	SUI	USA
Total Score	4	2
Time left	17:14	17:41

Legend:
↻ Clockwise ↻ Counter-clockwise - Not considered





Game - Shot by Shot
게임-각각의 샷

End 6 **SUI - Switzerland 4 + 0 (this end) = 4** **USA - United States 2 + 2 (this end) = 4**



	SUI	USA
Total Score	4	4
Time left	12:23	13:16

Legend:
 ↻ Clockwise ↺ Counter-clockwise - Not considered



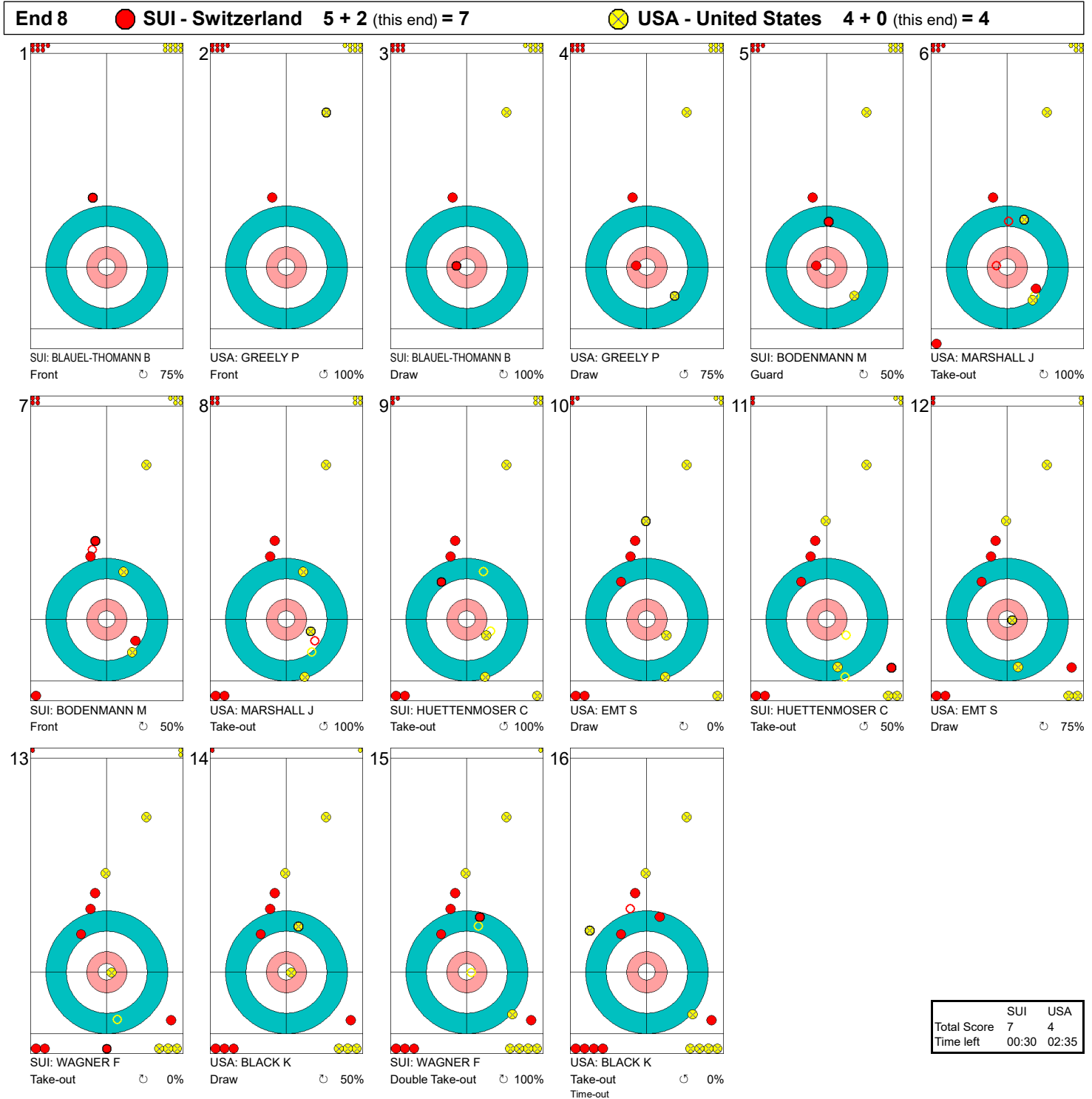
Game - Shot by Shot
게임-각각의 샷



Legend:
 Clockwise Counter-clockwise - Not considered



Game - Shot by Shot
게임-각각의 샷



Legend:
 ↻ Clockwise ↺ Counter-clockwise - Not considered



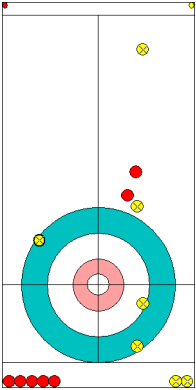
Most Important Shots

승부 유효 샷

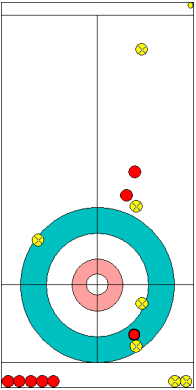
Sheet	Game	Team	LSFE	1	2	3	4	5	6	7	8	Extra Ends	Total
A	8	FIN - Finland	● *	2	0	1	2	0	0	1	0		6
	8	SWE - Sweden	●	0	1	0	0	2	1	0	1		5

Most Important Shot:

Facing three counting Swedish stones, the Finnish Skip KARJALAINEN S played a nice last Draw to lay second stone. This turned out to be the winning point as the Swedish Skip did not succeed in placing a second shot.



Before



After

End: 8

Team: FIN - Finland

Player: KARJALAINEN Sari

Team Stone: 1 2 3 4 5 6 7 ⑧

Task: Draw

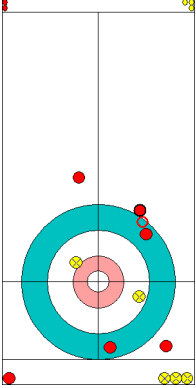
Rotation: ↻

Shot Success: 75%

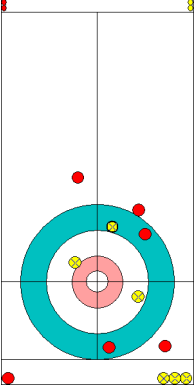
Sheet	Game	Team	LSFE	1	2	3	4	5	6	7	8	Extra Ends	Total
B	8	GER - Germany	● *	1	0	1	0	1	0	0	X		3
	8	GBR - Great Britain	●	0	1	0	2	0	3	2	X		8

Most Important Shot:

The British Third NIBLOE H played a nice Draw to the 12 foot to block the access to the centre of the house for team Germany, forcing them to play a Double Take-out. Eventually the British team took a lead of three points after the sixth end and control of the game.



Before



After

End: 6

Team: GBR - Great Britain

Player: NIBLOE Hugh

Team Stone: 1 2 3 4 5 ⑥ 7 8

Task: Draw

Rotation: ↻

Shot Success: 100%



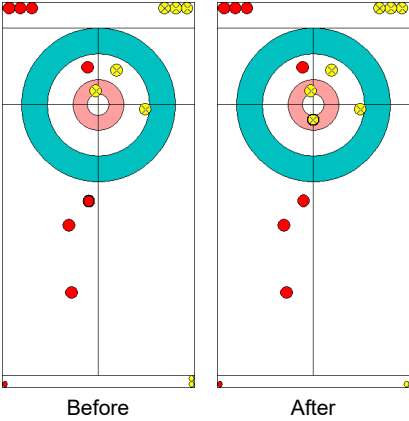
Most Important Shots

승부 유효 샷

Sheet	Game	Team	LSFE	1	2	3	4	5	6	7	8	Extra Ends	Total
C	8	SVK - Slovakia	●	*	0	1	0	0	1	0	0	X	2
	8	CHN - People's Republic of China	●	2	0	2	1	0	1	3	X		9

Most Important Shot:

With his first stone, the Chinese Skip WANG H played a Draw to the four foot to lie with two stones. This shot left team Slovakia with a difficult draw that ended up a bit long, eventually leading to a score of 2 points for the Chinese team.



Before After

End: 3

Team: CHN - People's Republic of China

Player: WANG Haitao

Team Stone: 1 2 3 4 5 6 ⑦ 8

Task: Draw

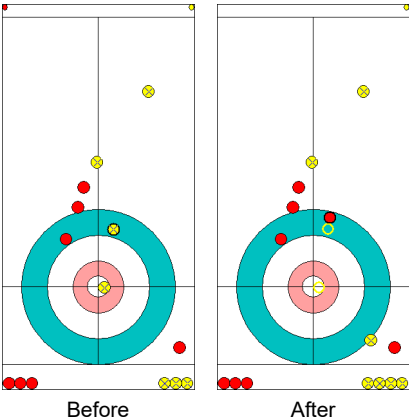
Rotation: ⤵

Shot Success: 100%

Sheet	Game	Team	LSFE	1	2	3	4	5	6	7	8	Extra Ends	Total
D	8	SUI - Switzerland	●	0	2	1	0	1	0	1	2		7
	8	USA - United States of America	●	*	1	0	0	1	0	2	0	0	4

Most Important Shot:

Swiss Skip WAGNER F played a precise Double Take-out to remove a very well covered US stone on the button and to sit with two shot stones. Team USA then attempted a Take-out to tie the game, but was too narrow and hit a guard, giving away the win to the Swiss team.



Before After

End: 8

Team: SUI - Switzerland

Player: WAGNER Felix

Team Stone: 1 2 3 4 5 6 7 ⑧

Task: Double Take-out

Rotation: ⤵

Shot Success: 100%

Legend:

⤵ Clockwise ⤴ Counter-clockwise **LSFE(*)** Last Stone First End
 X Unplayed/unfinished end due to concession



Session Results and Standings

세션 결과 및 순위

Sheet	Game	Team	LSFE	1	2	3	4	5	6	7	8	Extra Ends	Total
A	7	NPA - Neutral Paralympic Athletes		1	1	0	1	2	2	1	X		8
	7	GBR - Great Britain	*	0	0	2	0	0	0	0	X		2
B	7	CAN - Canada		0	0	1	1	1	1	0	1	1	6
	7	USA - United States of America	*	2	1	0	0	0	0	2	0	0	5
C	7	SUI - Switzerland		0	1	0	1	1	0	1	1		5
	7	KOR - Republic of Korea	*	2	0	1	0	0	3	0	0		6
D	7	GER - Germany		2	0	2	2	0	0	0	0		6
	7	NOR - Norway	*	0	2	0	0	2	1	1	2		8

Current Standings

Rank	Team	Games	Wins	Losses
1	CHN - People's Republic of China	7	6	1
1	KOR - Republic of Korea	7	6	1
3	CAN - Canada	7	5	2
4	GBR - Great Britain	7	4	3
4	GER - Germany	7	4	3
4	NPA - Neutral Paralympic Athletes	7	4	3
7	NOR - Norway	7	3	4
7	SUI - Switzerland	7	3	4
7	SVK - Slovakia	7	3	4
10	SWE - Sweden	7	2	5
11	FIN - Finland	7	1	6
11	USA - United States of America	7	1	6

Note:
Under WCF rules, tie-breaking rules for standings are not applied until after the last game of the round robin.

Legend:
LSFE(*) Last Stone First End X Unplayed/unfinished end due to concession



Game Results

대회 경기결과

Sheet	Game	Team	LSFE	1	2	3	4	5	6	7	8	Extra Ends	Total
A	7	NPA - Neutral Paralympic Athletes		1	1	0	1	2	2	1	X		8
	7	GBR - Great Britain	*	0	0	2	0	0	0	0	X		2

NPA - Neutral Paralympic Athletes			Shot Success	Game	All
4 S	KUROKHTIN Konstantin	M	57%		53%
3 V	ROMANOV Marat	M	70%		56%
2	SHEVCHENKO Alexander	M	44%		65%
1	SHCHUKINA Daria	F	93%		75%
A	MESHCHERIAKOV Andrei	M	54%		59%
Team Total			67%		62%

GBR - Great Britain			Shot Success	Game	All
4 S	NEILSON Aileen	F	27%		52%
3 V	NIBLOE Hugh	M	52%		64%
2	EWAN Gregor	M	48%		57%
1	McPHERSON Bob	M	68%		71%
A	MALONE Angie	F	-		25%
Team Total			49%		61%

Last Stone Draw Distance

⌚	SHEVCHENKO Alexander	199.6cm
⌚	SHCHUKINA Daria	192.6cm
Total		392.2cm

Time remaining: 7 minutes 26 seconds
Time-out: End 7 - NPA stone 4

MESHCHERIAKOV A replaced SHEVCHENKO A at the beginning of end 5

Shot Success Analysis

NPA - Neutral Paralympic Athletes		⌚	⌚	Game
4	KUROKHTIN Konstantin	Draws	5 80%	1 25% 6 71%
		Take-outs	5 55%	3 33% 8 47%
		Total	10 68%	4 31% 14 57%
3	ROMANOV Marat	Draws	4 88%	5 45% 9 64%
		Take-outs	2 50%	3 100% 5 80%
		Total	6 75%	8 66% 14 70%
2	SHEVCHENKO Alexander	Draws	2 38%	1 75% 3 50%
		Take-outs	2 25%	3 50% 5 40%
		Total	4 31%	4 56% 8 44%
1	SHCHUKINA Daria	Draws	0 -	10 90% 10 90%
		Take-outs	2 100%	2 100% 4 100%
		Total	2 100%	12 92% 14 93%
A	MESHCHERIAKOV Andrei	Draws	2 38%	0 - 2 38%
		Take-outs	0 -	4 63% 4 63%
		Total	2 38%	4 63% 6 54%
Team		Draws	13 69%	17 72% 30 71%
		Take-outs	11 57%	15 67% 26 63%
		Total	24 64%	32 70% 56 67%

Last Stone Draw Distance

⌚	McPHERSON Bob	199.6cm
⌚	NEILSON Aileen	166.2cm
Total		365.8cm

Time remaining: 4 minutes 48 seconds
Time-out: End 6 - GBR stone 7

GBR - Great Britain		⌚	⌚	Game
4	NEILSON Aileen	Draws	3 33%	1 0% 4 25%
		Take-outs	7 32%	3 17% 10 28%
		Total	10 33%	4 13% 14 27%
3	NIBLOE Hugh	Draws	6 50%	1 50% 7 50%
		Take-outs	4 75%	3 25% 7 54%
		Total	10 60%	4 31% 14 52%
2	EWAN Gregor	Draws	1 75%	6 8% 7 18%
		Take-outs	3 100%	4 63% 7 79%
		Total	4 94%	10 30% 14 48%
1	McPHERSON Bob	Draws	3 50%	6 100% 9 83%
		Take-outs	2 50%	3 33% 5 40%
		Total	5 50%	9 78% 14 68%
A	MALONE Angie	Draws	0 -	0 - 0 -
		Take-outs	0 -	0 - 0 -
		Total	0 -	0 - 0 -
Team		Draws	13 48%	14 50% 27 49%
		Take-outs	16 58%	13 37% 29 48%
		Total	29 53%	27 44% 56 49%

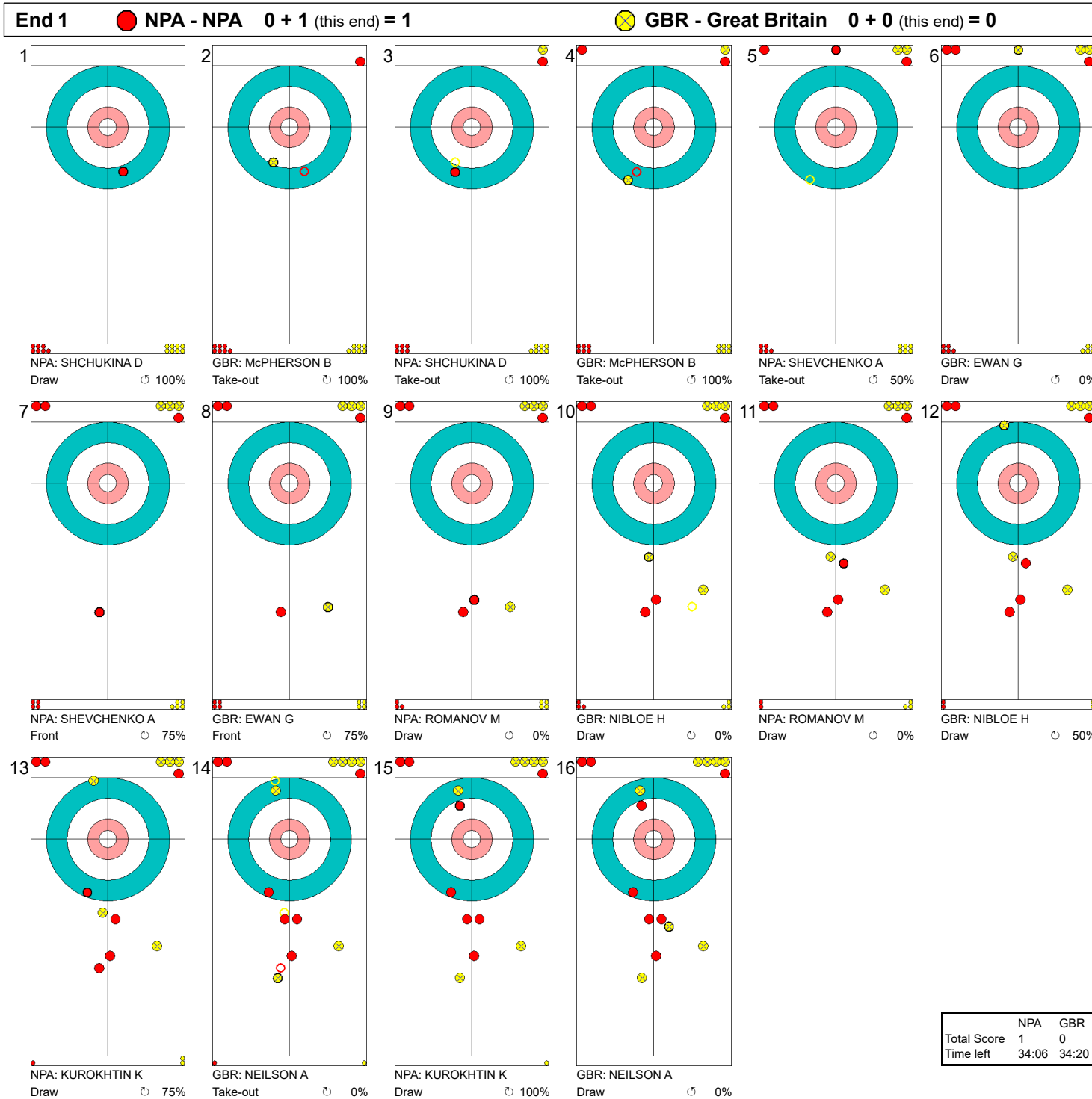
Note:
Position and function for each team member:
4 = Fourth, 3 = Third, 2 = Second, 1 = Lead, A = Alternate, S = Skip, V = Vice-Skip

Legend:
⌚ Clockwise ⌚ Counter-clockwise F Female
LSFE(*) Last Stone First End M Male X Unplayed/unfinished end due to concession



Game - Shot by Shot

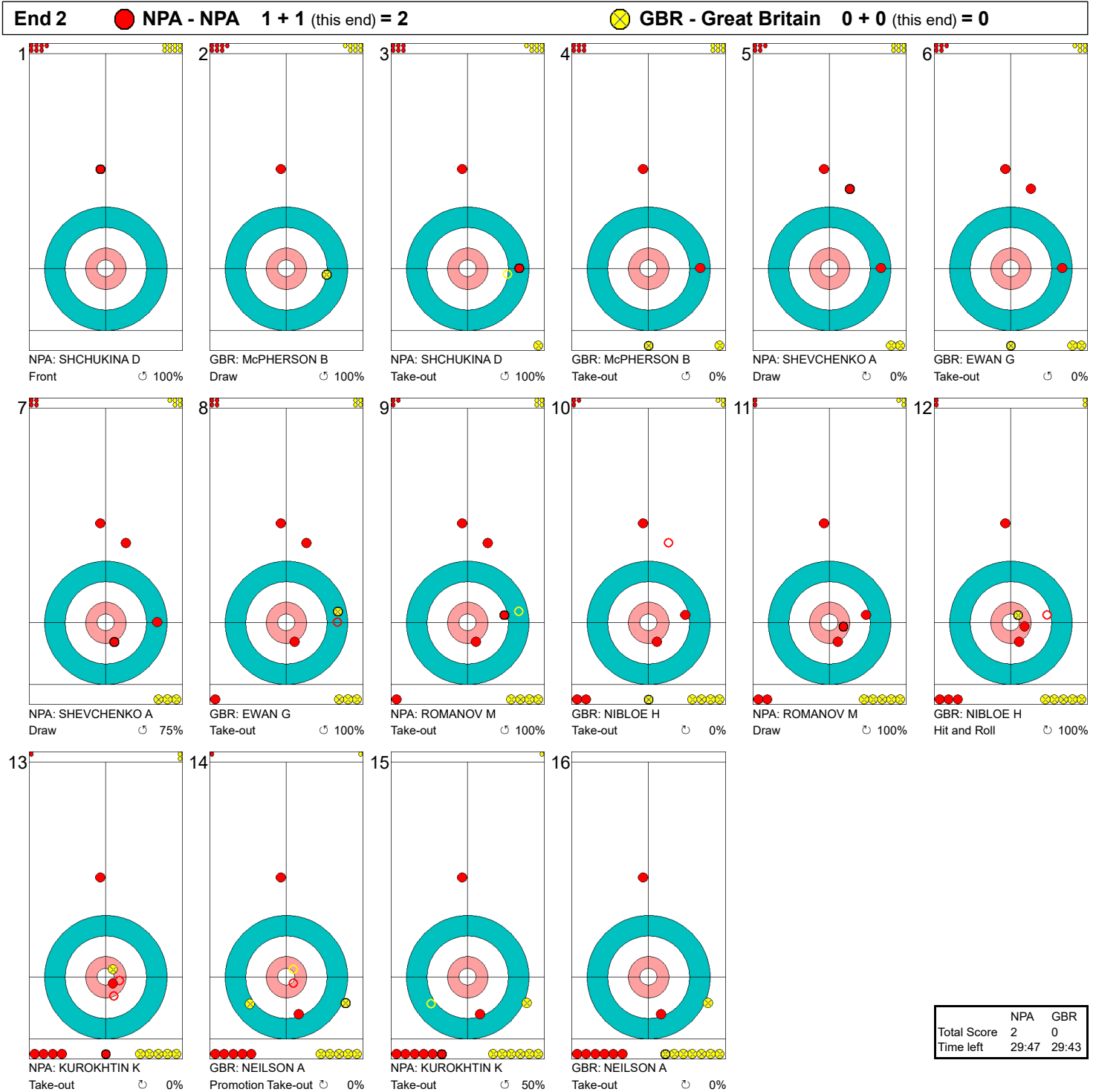
게임-각각의 샷



Legend:
 ↻ Clockwise ↺ Counter-clockwise - Not considered



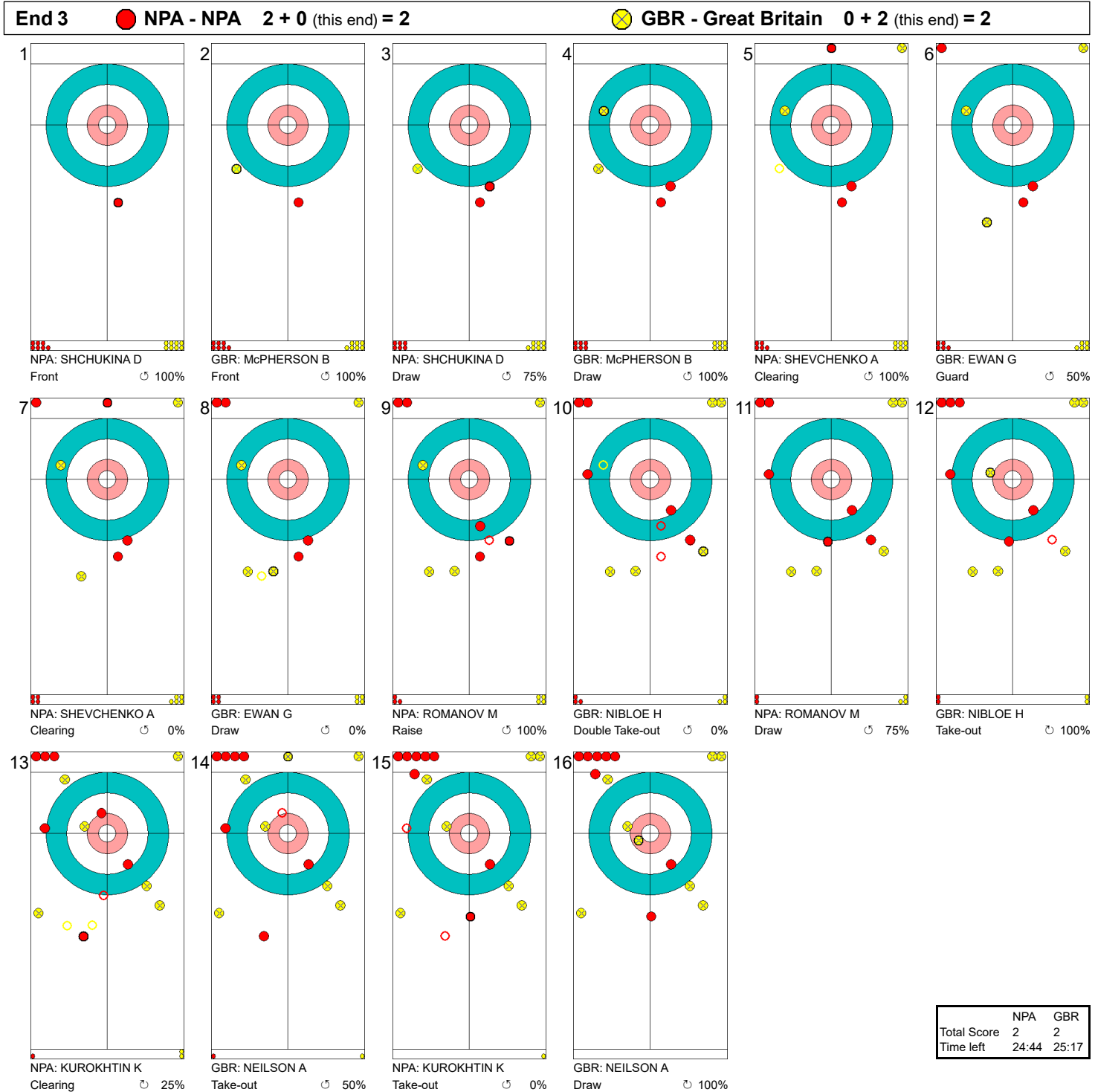
Game - Shot by Shot
게임-각각의 샷



Legend:
 ↻ Clockwise ↺ Counter-clockwise - Not considered




Game - Shot by Shot
 게임-각각의 샷



Legend:
 ↻ Clockwise ↺ Counter-clockwise - Not considered



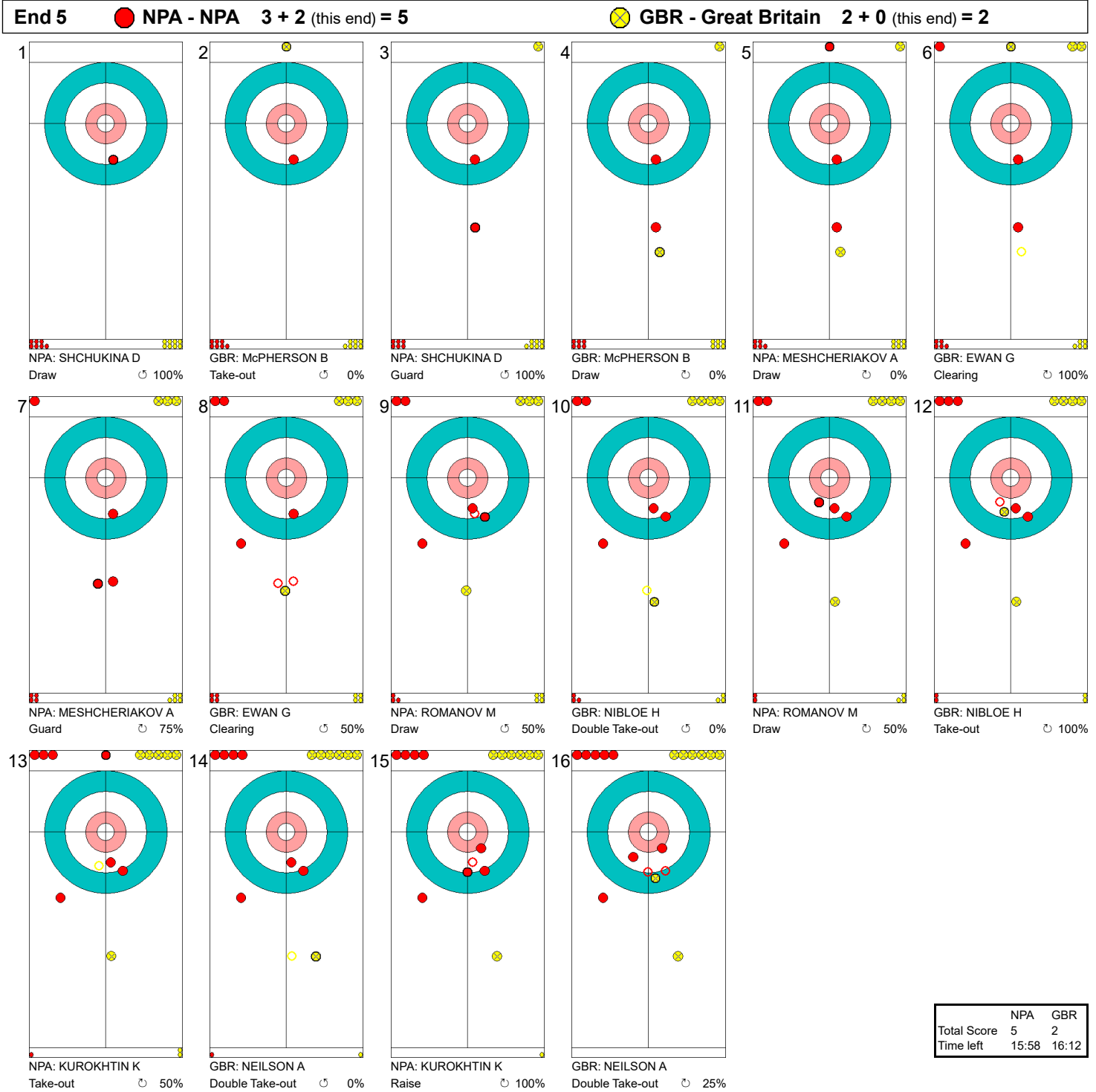
Game - Shot by Shot
게임-각각의 샷



Legend:
 ↻ Clockwise ↺ Counter-clockwise - Not considered



Game - Shot by Shot
게임-각각의 샷



Legend:
 ↻ Clockwise ↺ Counter-clockwise - Not considered



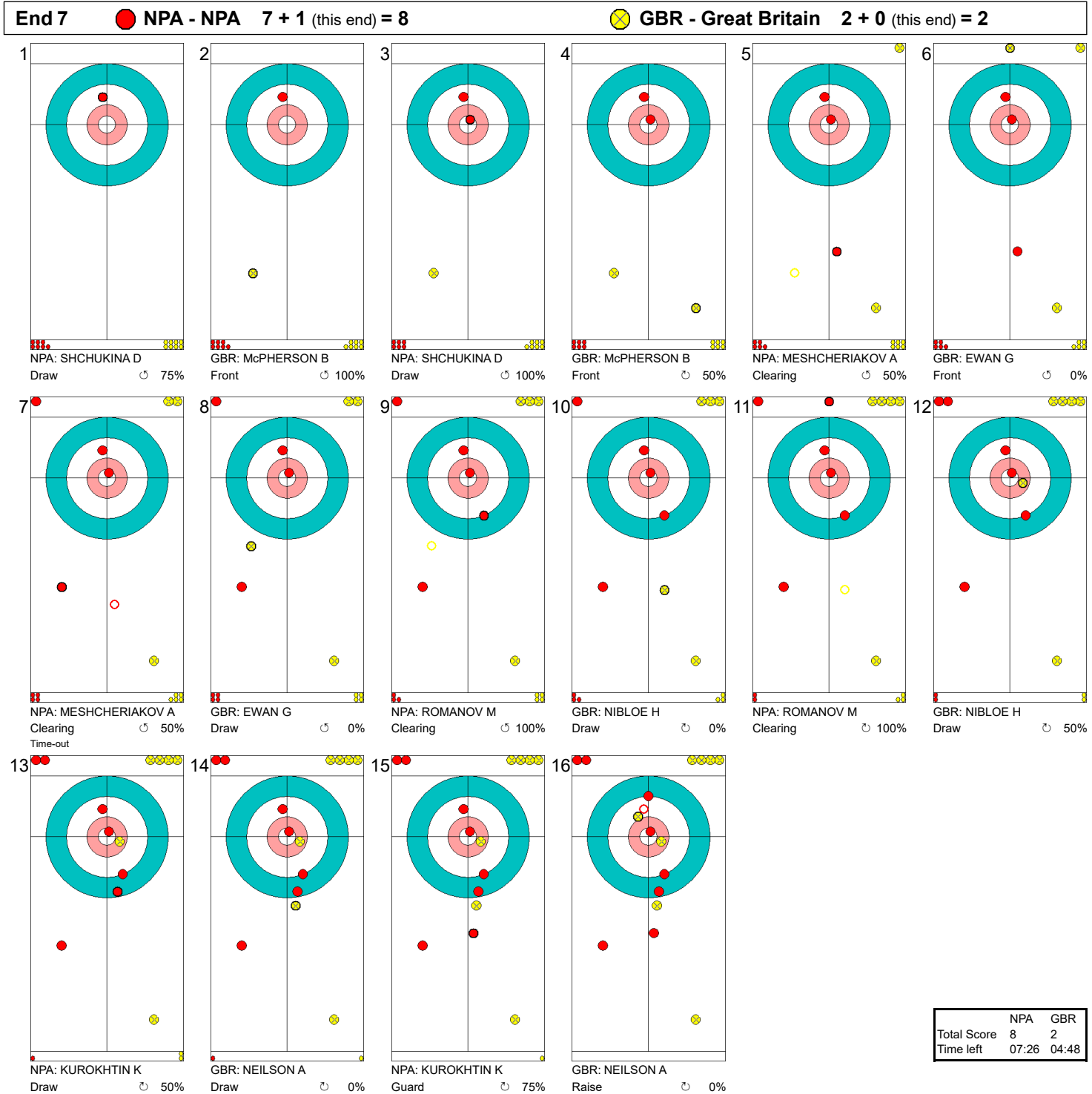
Game - Shot by Shot
게임-각각의 샷



Legend:
 ↻ Clockwise ↺ Counter-clockwise - Not considered



Game - Shot by Shot
 게임-각각의 샷



Legend:
 ↻ Clockwise ↺ Counter-clockwise - Not considered



Game Results

대회 경기결과

Sheet	Game	Team	LSFE	1	2	3	4	5	6	7	8	Extra Ends	Total
B	7	CAN - Canada		0	0	1	1	1	1	0	1		6
	7	USA - United States of America	*	2	1	0	0	0	0	2	0		5

CAN - Canada			Shot Success	
			Game	All
4 S	IDESON Mark	M	50%	59%
3 V	FORREST Ina	F	49%	60%
2	THIESSEN Dennis	M	44%	58%
1	WRIGHT Marie	F	68%	65%
A	ANSEEUW Jamie	M	-	-
Team Total			53%	60%

USA - United States of America			Shot Success	
			Game	All
4 S	BLACK Kirk	M	49%	52%
3 V	EMT Steve	M	65%	59%
2	MARSHALL Justin	M	58%	56%
1	GREELY Penny	F	74%	61%
A	LINO Meghan	F	-	-
Team Total			61%	57%

Last Stone Draw		Distance
↻	FORREST Ina	135.5cm
↻	IDESON Mark	109.8cm
Total		245.3cm

Time remaining: 0 minutes 12 seconds
 Time remaining: 1 minute 2 seconds (after extra end)
 Time-out: End 5 - CAN stone 7

Last Stone Draw		Distance
↻	EMT Steve	5.2cm
↻	BLACK Kirk	187.7cm
Total		192.9cm

Time remaining: 1 minute 3 seconds
 Time remaining: 1 minute 1 second (after extra end)
 Time-out: End 8 - USA stone 8

Shot Success Analysis

CAN - Canada		↻	↻	Game	
4	IDESON Mark	Draws	6 46%	6 17%	12 31%
		Take-outs	1 100%	5 85%	6 88%
		Total	7 54%	11 48%	18 50%
3	FORREST Ina	Draws	6 46%	4 63%	10 53%
		Take-outs	4 50%	4 38%	8 44%
		Total	10 48%	8 50%	18 49%
2	THIESSEN Dennis	Draws	7 32%	7 54%	14 43%
		Take-outs	4 50%	0 -	4 50%
		Total	11 39%	7 54%	18 44%
1	WRIGHT Marie	Draws	10 68%	2 75%	12 69%
		Take-outs	2 75%	4 63%	6 67%
		Total	12 69%	6 67%	18 68%
A	ANSEEUW Jamie	Draws	0 -	0 -	0 -
		Take-outs	0 -	0 -	0 -
		Total	0 -	0 -	0 -
Team		Draws	29 50%	19 46%	48 48%
		Take-outs	11 59%	13 63%	24 61%
		Total	40 53%	32 53%	72 53%

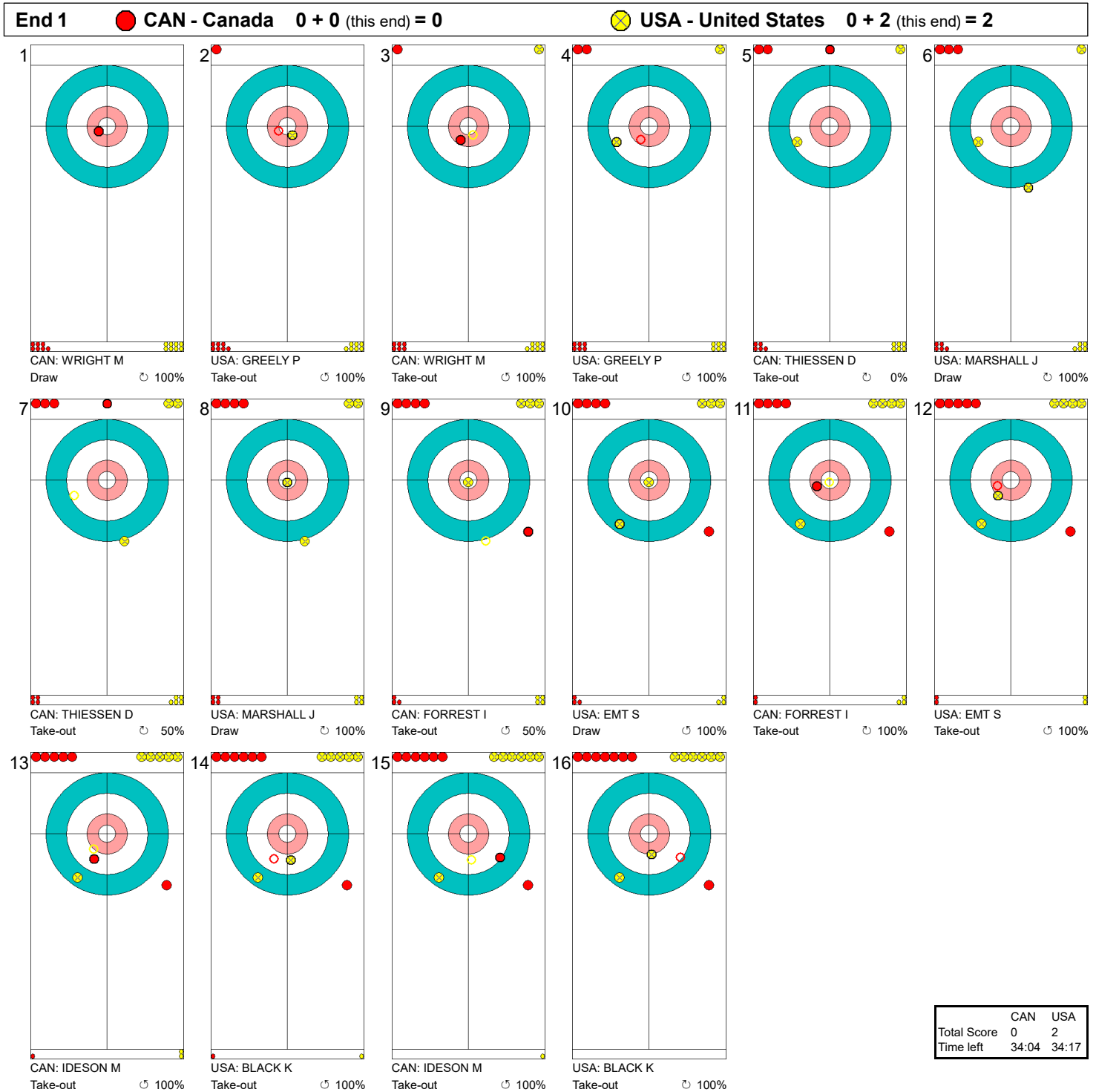
USA - United States of America		↻	↻	Game	
4	BLACK Kirk	Draws	4 56%	5 25%	9 39%
		Take-outs	5 65%	4 50%	9 58%
		Total	9 61%	9 36%	18 49%
3	EMT Steve	Draws	9 61%	2 50%	11 59%
		Take-outs	4 81%	3 67%	7 75%
		Total	13 67%	5 60%	18 65%
2	MARSHALL Justin	Draws	7 64%	1 0%	8 56%
		Take-outs	6 75%	4 38%	10 60%
		Total	13 69%	5 30%	18 58%
1	GREELY Penny	Draws	6 79%	7 68%	13 73%
		Take-outs	1 100%	3 67%	4 75%
		Total	7 82%	10 68%	17 74%
A	LINO Meghan	Draws	0 -	0 -	0 -
		Take-outs	0 -	0 -	0 -
		Total	0 -	0 -	0 -
Team		Draws	26 65%	15 47%	41 59%
		Take-outs	16 75%	14 54%	30 65%
		Total	42 69%	29 50%	71 61%

Note:
 Position and function for each team member:
4 = Fourth, **3** = Third, **2** = Second, **1** = Lead, **A** = Alternate, **S** = Skip, **V** = Vice-Skip

Legend:
 ↻ Clockwise ↻ Counter-clockwise F Female
 LSFE(*) Last Stone First End M Male



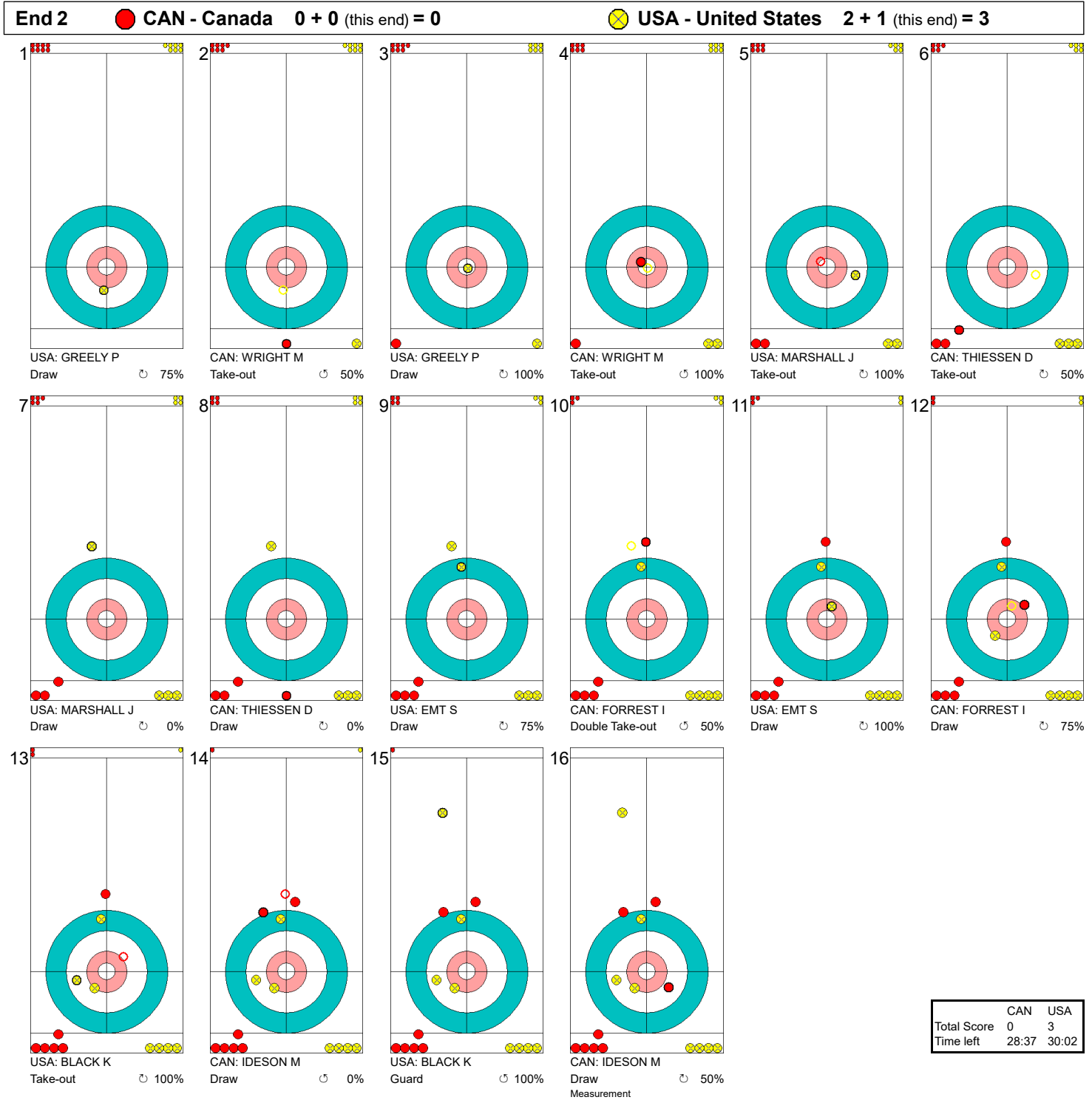
Game - Shot by Shot
게임-각각의 샷



Legend:
 ↻ Clockwise ↺ Counter-clockwise - Not considered



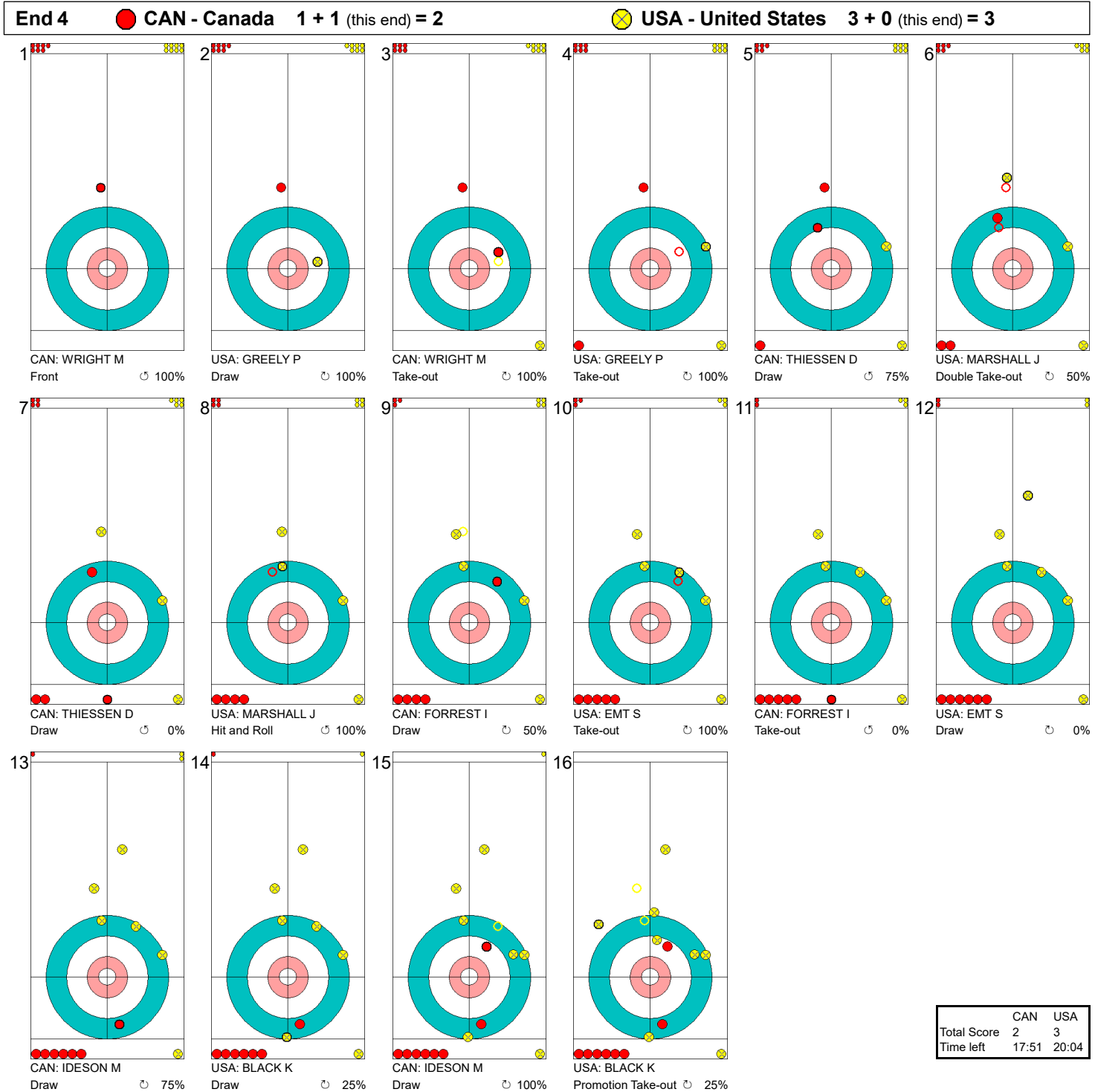
Game - Shot by Shot
게임-각각의 샷



Legend:
 ⌚ Clockwise ⌚ Counter-clockwise - Not considered



Game - Shot by Shot
게임-각각의 샷



Legend:
 Clockwise Counter-clockwise - Not considered



Game - Shot by Shot
 게임-각각의 샷

End 5 ● **CAN - Canada** 2 + 1 (this end) = 3 ● **USA - United States** 3 + 0 (this end) = 3



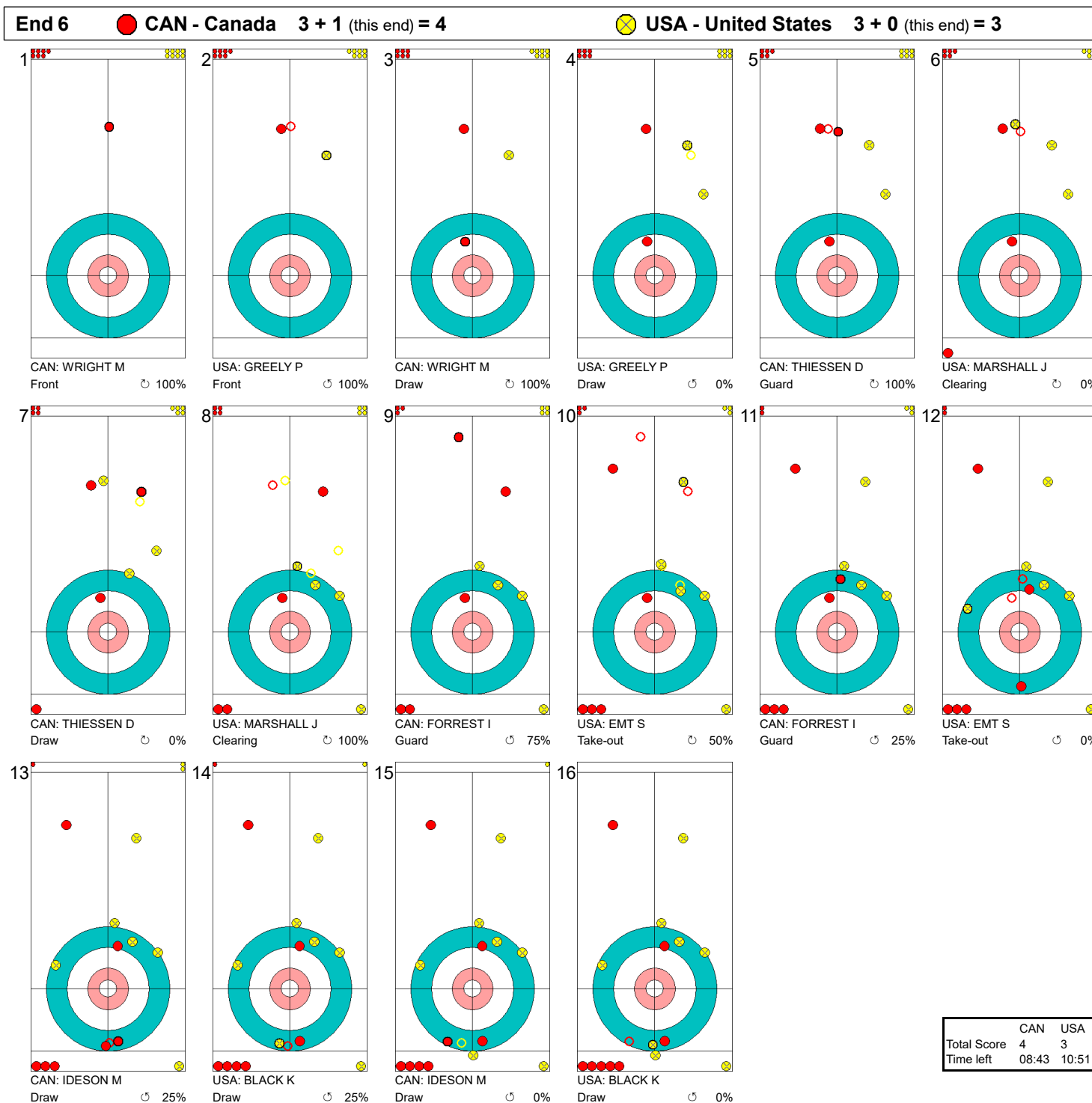
	CAN	USA
Total Score	3	3
Time left	12:31	15:43

Legend:
 ↻ Clockwise ↺ Counter-clockwise - Not considered



Game - Shot by Shot

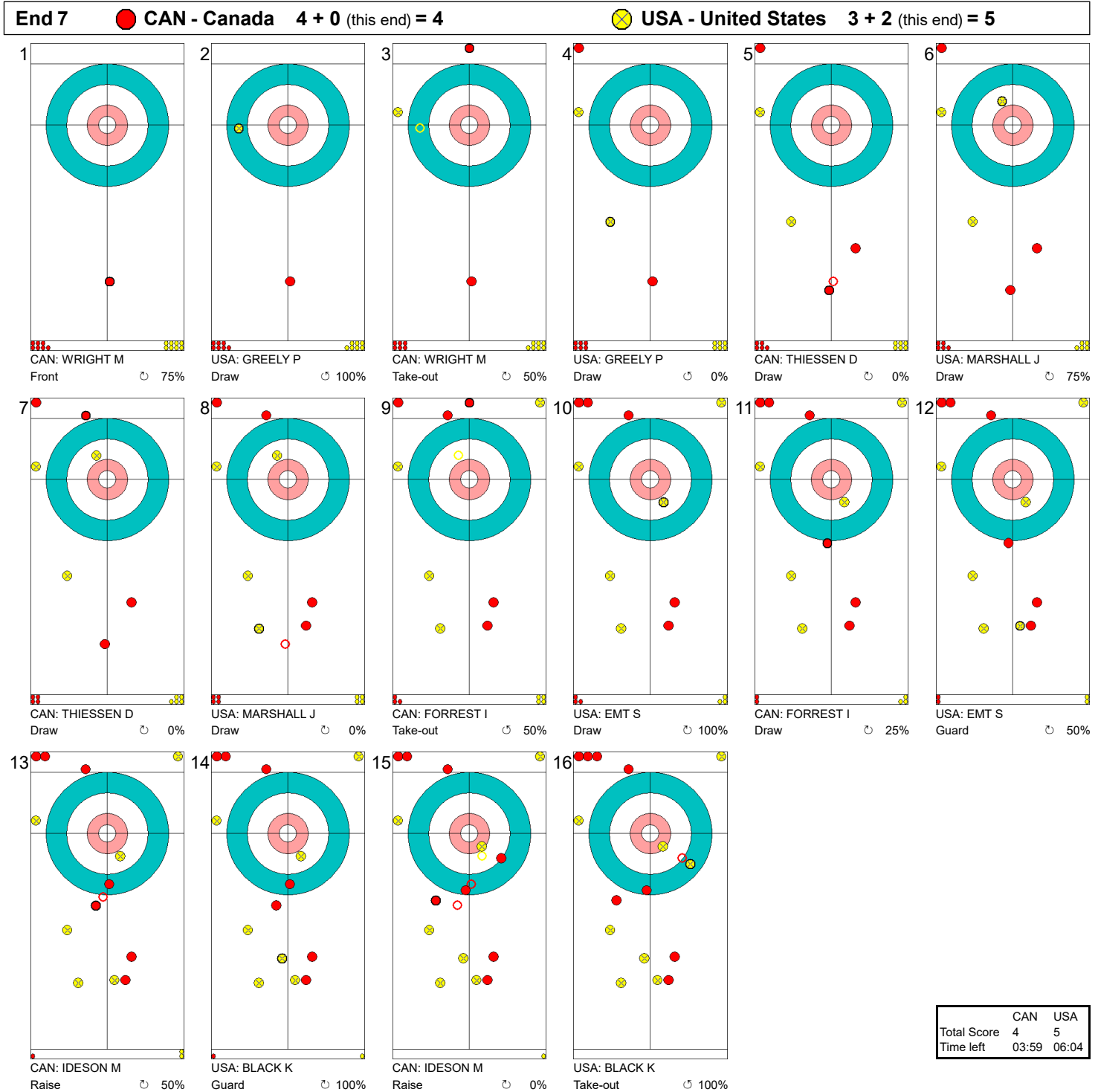
게임-각각의 샷



Legend: ↻ Clockwise ↺ Counter-clockwise - Not considered



Game - Shot by Shot
게임-각각의 샷



Legend:
 ↻ Clockwise ↺ Counter-clockwise - Not considered



Game - Shot by Shot

 게임-각각의 샷

End 8 **CAN - Canada 4 + 1 (this end) = 5** **USA - United States 5 + 0 (this end) = 5**

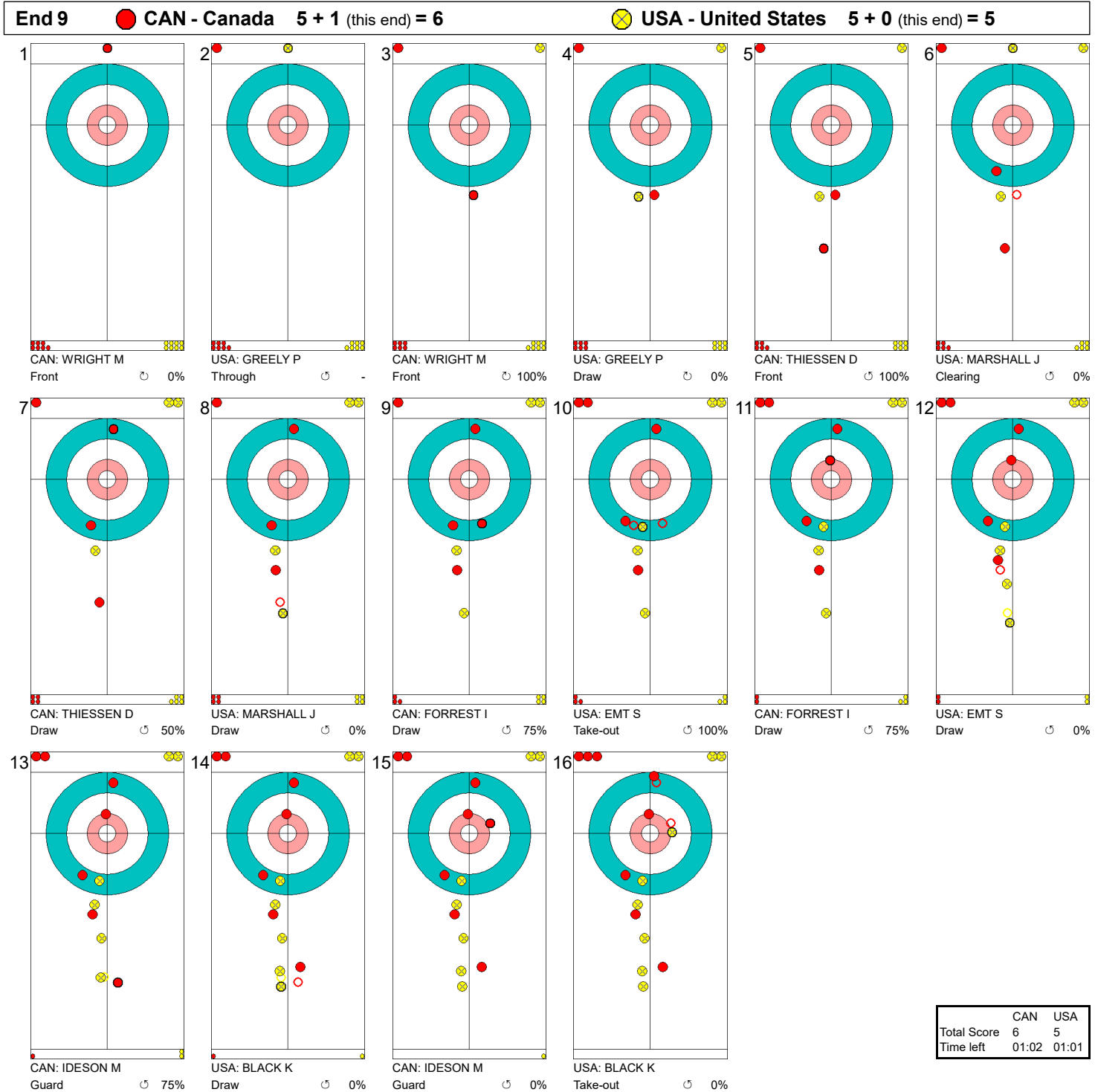


	CAN	USA
Total Score	5	5
Time left	00:12	01:03

Legend:
 ↻ Clockwise ↺ Counter-clockwise - Not considered



Game - Shot by Shot
 게임-각각의 샷



Legend:
 ↻ Clockwise ↺ Counter-clockwise - Not considered



Game Results
대회 경기결과

Sheet	Game	Team	LSFE	1	2	3	4	5	6	7	8	Extra Ends	Total
C	7	SUI - Switzerland		0	1	0	1	1	0	1	1		5
	7	KOR - Republic of Korea	*	2	0	1	0	0	3	0	0		6

SUI - Switzerland			Shot Success	
			Game	All
4 S	WAGNER Felix	M	63 %	55 %
3 V	HUETTENMOSER Claudia	F	81 %	60 %
2	BODENMANN Marcel	M	58 %	58 %
1	BLAUDEL-THOMANN Beatrix	F	80 %	67 %
A	BURGENER Hans	M	-	-
Team Total			70 %	60 %

KOR - Republic of Korea			Shot Success	
			Game	All
4 V	CHA Jaegoan	M	56 %	63 %
3	JUNG Seungwon	M	77 %	66 %
2 S	SEO Soonseok	M	69 %	66 %
1	BANG Min-Ja	F	80 %	71 %
A	LEE Dongha	M	-	65 %
Team Total			70 %	66 %

Last Stone Draw Distance

⌚ WAGNER Felix	143.2cm
⌚ BLAUDEL-THOMANN Beatrix	199.6cm

Total 342.8cm

Time remaining: 0 minutes 31 seconds

Time-out: End 8 - SUI stone 7

Last Stone Draw Distance

⌚ CHA Jaegoan	75.5cm
⌚ JUNG Seungwon	142.6cm

Total 218.1cm

Time remaining: 1 minute 16 seconds

Time-out: End 6 - KOR stone 5

Shot Success Analysis

SUI - Switzerland		⌚	⌚	Game	
4 WAGNER Felix	Draws	3 58%	2 88%	5	70%
	Take-outs	6 58%	5 60%	11	59%
	Total	9 58%	7 68%	16	63%
3 HUETTENMOSER Claudia	Draws	1 75%	2 88%	3	83%
	Take-outs	7 86%	6 75%	13	81%
	Total	8 84%	8 78%	16	81%
2 BODENMANN Marcel	Draws	1 100%	2 38%	3	58%
	Take-outs	10 65%	3 33%	13	58%
	Total	11 68%	5 35%	16	58%
1 BLAUDEL-THOMANN Beatrix	Draws	13 90%	0 -	13	90%
	Take-outs	2 50%	1 0%	3	33%
	Total	15 85%	1 0%	16	80%
A BURGENER Hans	Draws	0 -	0 -	0	-
	Take-outs	0 -	0 -	0	-
	Total	0 -	0 -	0	-
Team	Draws	18 85%	6 71%	24	81%
	Take-outs	25 68%	15 57%	40	64%
	Total	43 75%	21 61%	64	70%

KOR - Republic of Korea		⌚	⌚	Game	
4 CHA Jaegoan	Draws	3 0%	4 100%	7	57%
	Take-outs	7 71%	2 0%	9	56%
	Total	10 50%	6 67%	16	56%
3 JUNG Seungwon	Draws	4 94%	5 60%	9	75%
	Take-outs	5 80%	2 75%	7	79%
	Total	9 86%	7 64%	16	77%
2 SEO Soonseok	Draws	2 88%	5 65%	7	71%
	Take-outs	5 80%	4 50%	9	67%
	Total	7 82%	9 58%	16	69%
1 BANG Min-Ja	Draws	3 67%	7 75%	10	73%
	Take-outs	5 90%	1 100%	6	92%
	Total	8 81%	8 78%	16	80%
A LEE Dongha	Draws	0 -	0 -	0	-
	Take-outs	0 -	0 -	0	-
	Total	0 -	0 -	0	-
Team	Draws	12 63%	21 74%	33	70%
	Take-outs	22 80%	9 50%	31	71%
	Total	34 74%	30 67%	64	70%

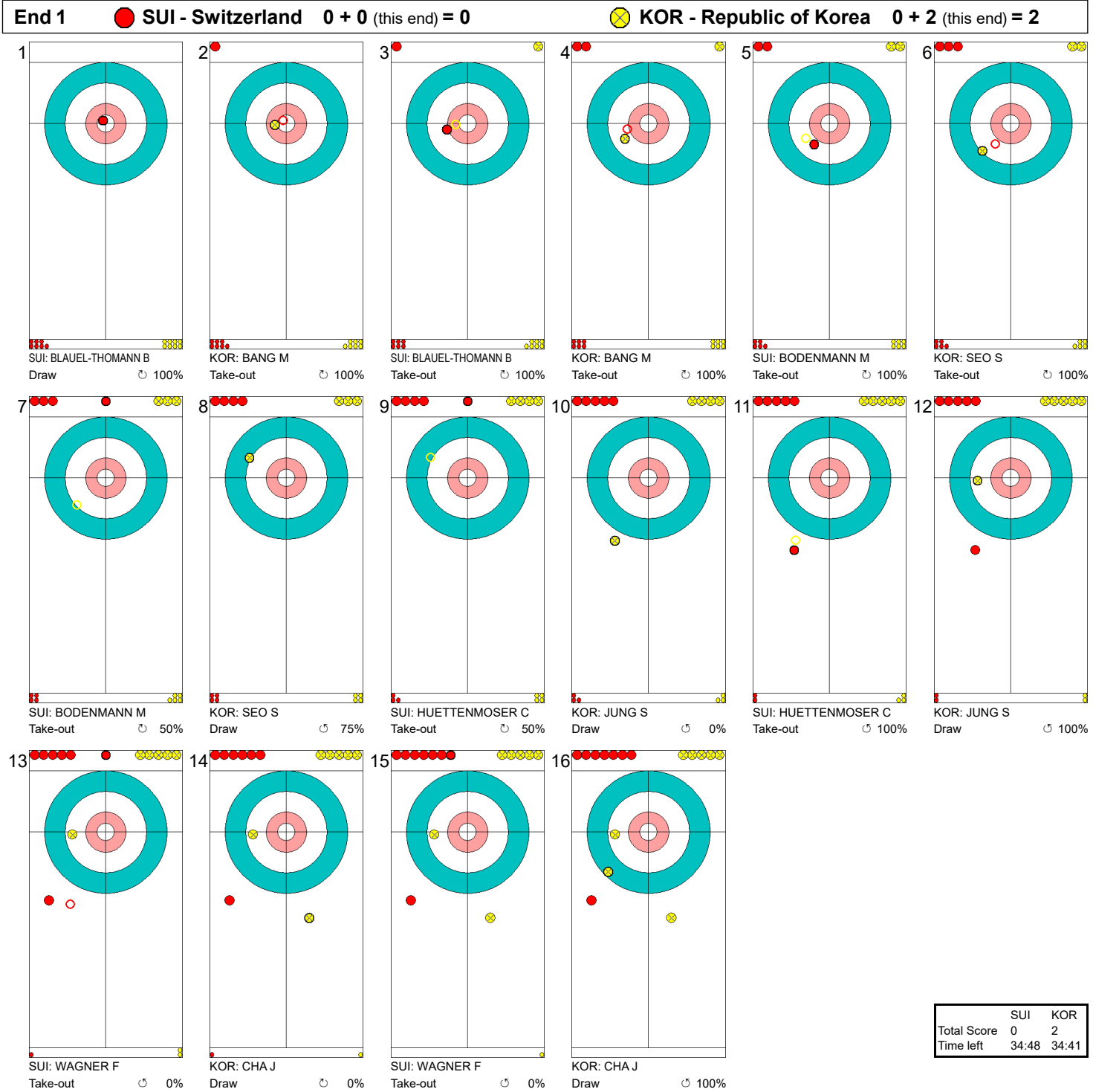
Note:
Position and function for each team member:
4 = Fourth, 3 = Third, 2 = Second, 1 = Lead, A = Alternate, S = Skip, V = Vice-Skip

Legend:
⌚ Clockwise ⌚ Counter-clockwise F Female
LSFE(*) Last Stone First End M Male






Game - Shot by Shot
 게임-각각의 샷



Legend:
 ↻ Clockwise ↺ Counter-clockwise - Not considered



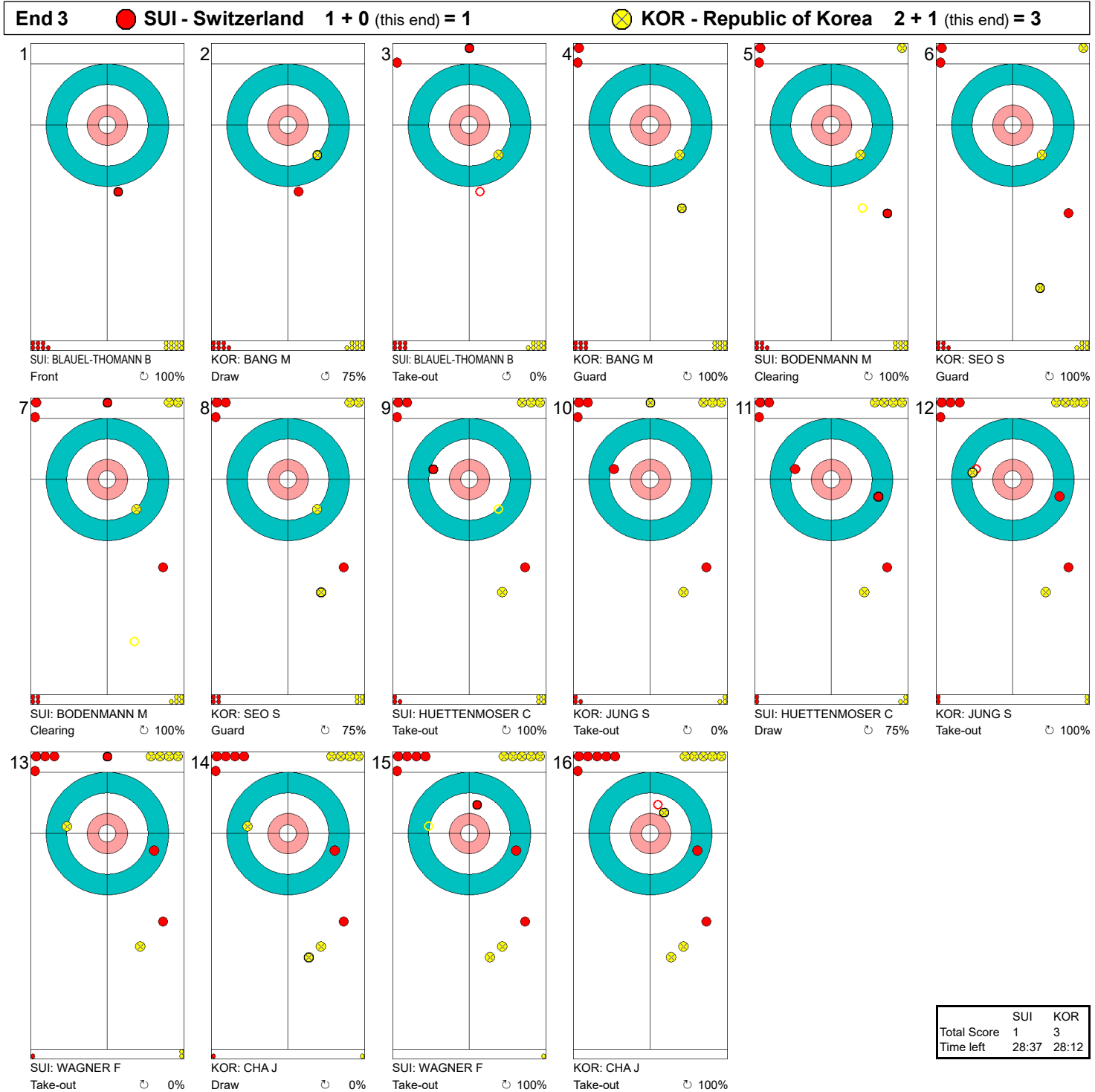
Game - Shot by Shot
게임-각각의 샷



Legend:
 Clockwise Counter-clockwise - Not considered



Game - Shot by Shot
게임-각각의 샷



Legend:
 ↻ Clockwise ↺ Counter-clockwise - Not considered



Game - Shot by Shot
게임-각각의 샷

End 4 **SUI - Switzerland 1 + 1 (this end) = 2** **KOR - Republic of Korea 3 + 0 (this end) = 3**

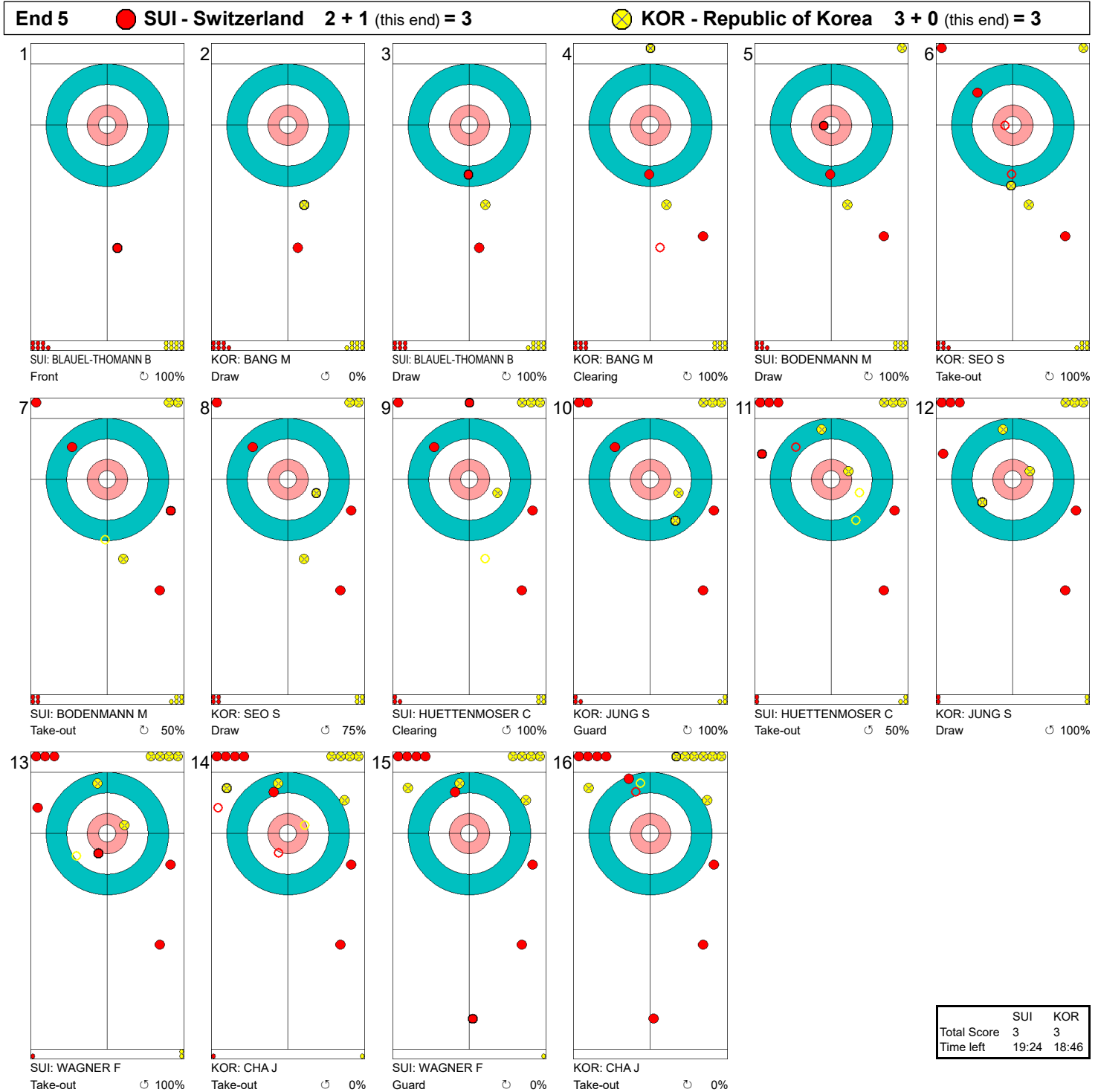


	SUI	KOR
Total Score	2	3
Time left	24:13	24:35

Legend:
 ↻ Clockwise ↺ Counter-clockwise - Not considered



Game - Shot by Shot
 게임-각각의 샷



Legend:
 ↻ Clockwise ↺ Counter-clockwise - Not considered



Game - Shot by Shot
게임-각각의 샷

End 6 **SUI - Switzerland 3 + 0 (this end) = 3** **KOR - Republic of Korea 3 + 3 (this end) = 6**



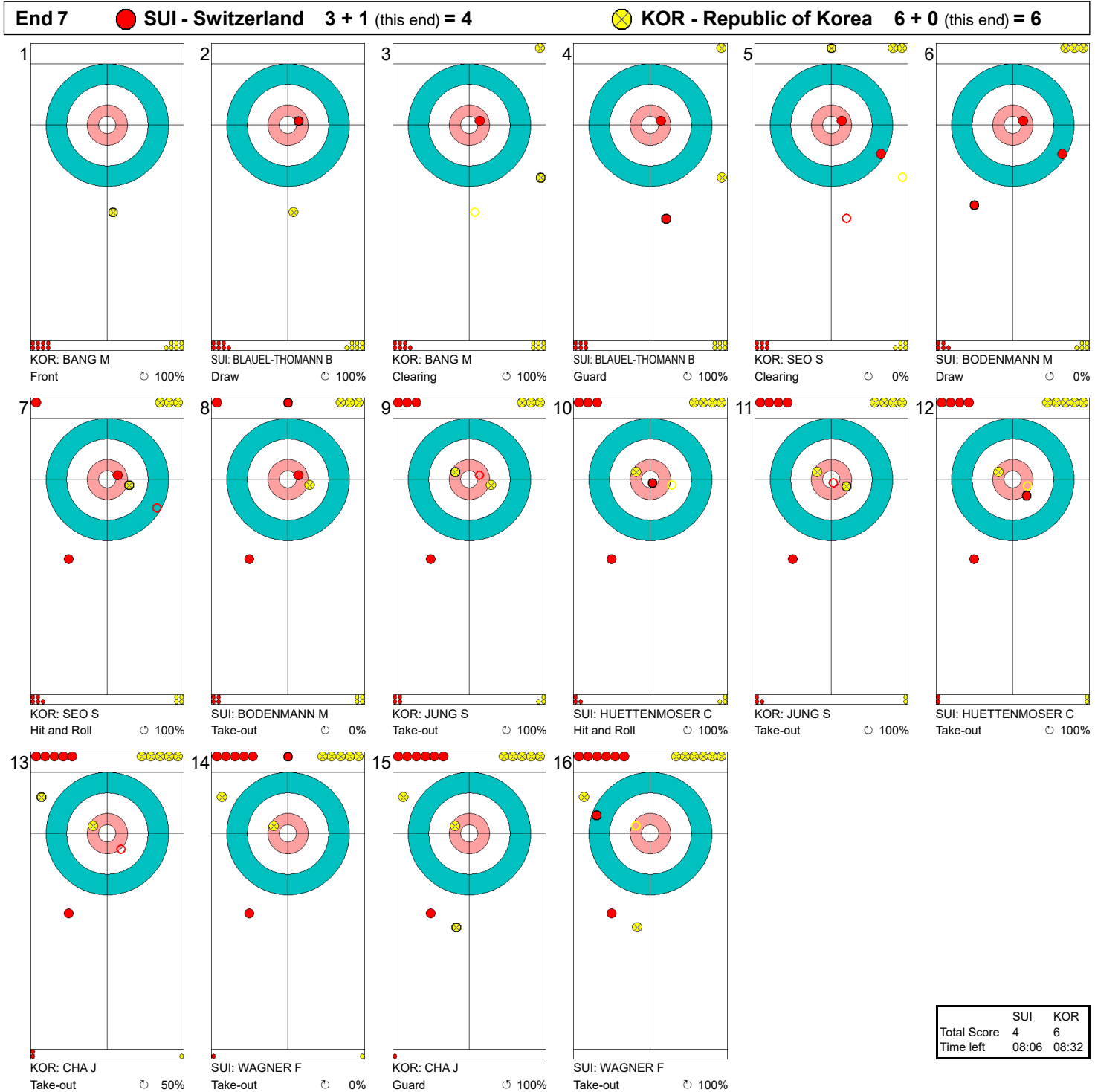
	SUI	KOR
Total Score	3	6
Time left	13:53	12:39

Legend:
 ↻ Clockwise ↺ Counter-clockwise - Not considered



Game - Shot by Shot

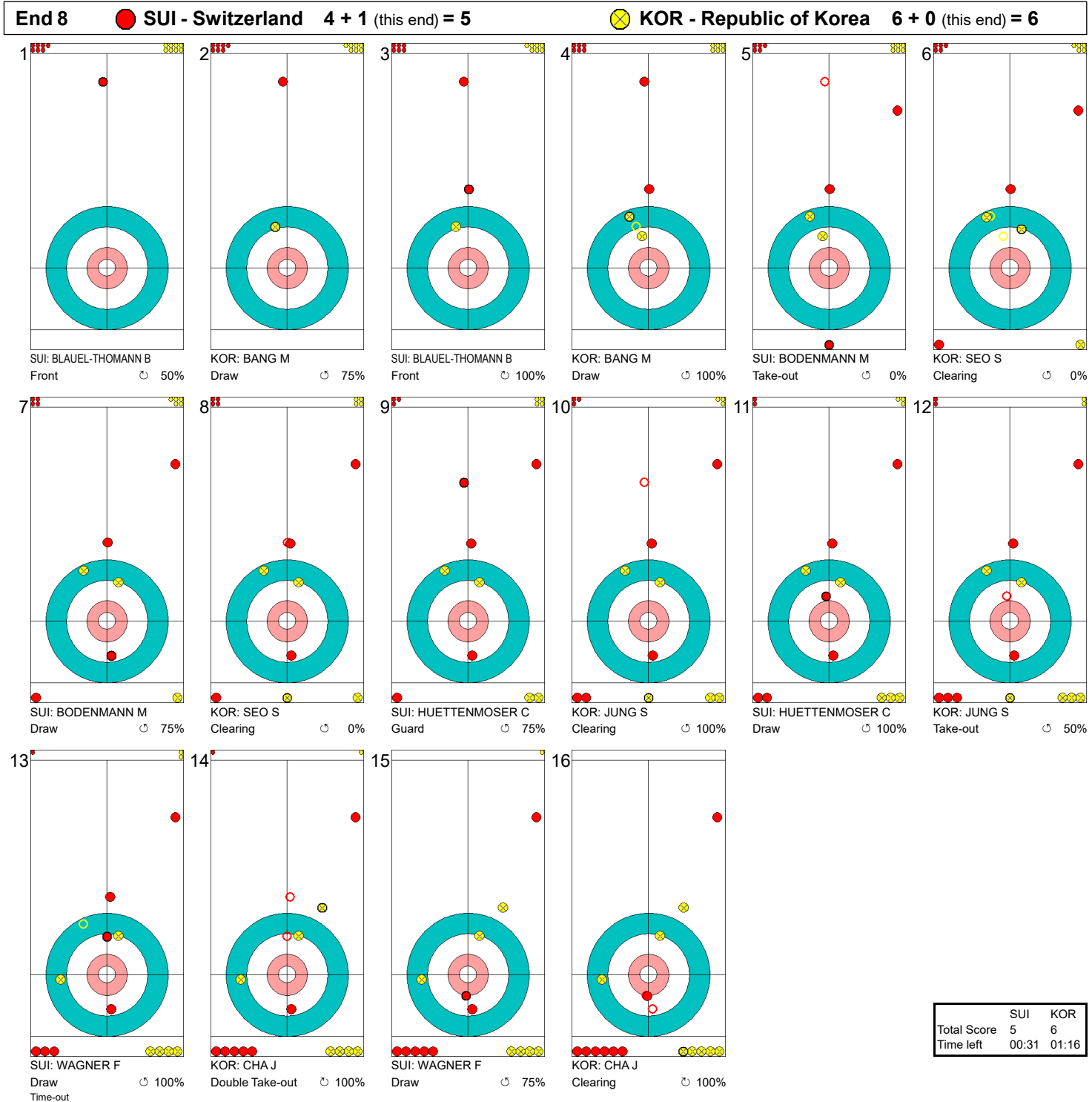
 게임-각각의 샷



Legend:
 ↻ Clockwise ↺ Counter-clockwise - Not considered



Game - Shot by Shot
게임-각각의 샷



Legend:
 ↻ Clockwise ↺ Counter-clockwise - Not considered



Game Results
대회 경기결과

Sheet	Game	Team	LSFE	1	2	3	4	5	6	7	8	Extra Ends	Total
D	7	GER - Germany		2	0	2	2	0	0	0	0		6
	7	NOR - Norway	*	0	2	0	0	2	1	1	2		8

GER - Germany			Shot Success	Game	All
4 S	PUTZICH	Christiane	F	41%	51%
3	PAVEL	Harry	M	56%	56%
2 V	MEISSNER	Wolf	M	45%	52%
1	MELCHIOR	Heike	F	59%	62%
A	SCHLITT	Martin	M	-	43%
Team Total				50%	54%

NOR - Norway			Shot Success	Game	All
4 S	STORDAHL	Jostein	M	58%	58%
3 V	LORENTSEN	Rune	M	50%	49%
2	SYVERSEN	Ole Fredrik	M	59%	61%
1	LOECHEN	Sissel	F	64%	61%
A	IVERSEN	Rikke	F	-	-
Team Total				58%	57%

Last Stone Draw		Distance
↻	MELCHIOR Heike	199.6cm
↺	PUTZICH Christiane	199.6cm
Total		399.2cm

Last Stone Draw		Distance
↻	STORDAHL Jostein	16.8cm
↺	SYVERSEN Ole Fredrik	37.5cm
Total		54.3cm

Time remaining: 4 minutes 49 seconds
Time-out: End 6 - GER stone 8

Time remaining: 2 minutes 11 seconds
Time-out: End 6 - NOR stone 8

Shot Success Analysis

GER - Germany		↻	↺	Game
4	PUTZICH Christiane	Draws	2 75%	6 8% 8 25%
	Take-outs	2 75%	6 50%	8 56%
	Total	4 75%	12 29%	16 41%
3	PAVEL Harry	Draws	1 0%	2 50% 3 33%
	Take-outs	7 43%	6 83%	13 62%
	Total	8 38%	8 75%	16 56%
2	MEISSNER Wolf	Draws	1 0%	4 19% 5 15%
	Take-outs	8 75%	3 17%	11 59%
	Total	9 67%	7 18%	16 45%
1	MELCHIOR Heike	Draws	10 73%	5 45% 15 63%
	Take-outs	1 0%	0 -	1 0%
	Total	11 66%	5 45%	16 59%
A	SCHLITT Martin	Draws	0 -	0 - 0 -
	Take-outs	0 -	0 -	0 -
	Total	0 -	0 -	0 -
Team	Draws	14 63%	17 26% 31 43%	
	Take-outs	18 58%	15 57% 33 58%	
	Total	32 60%	32 41% 64 50%	

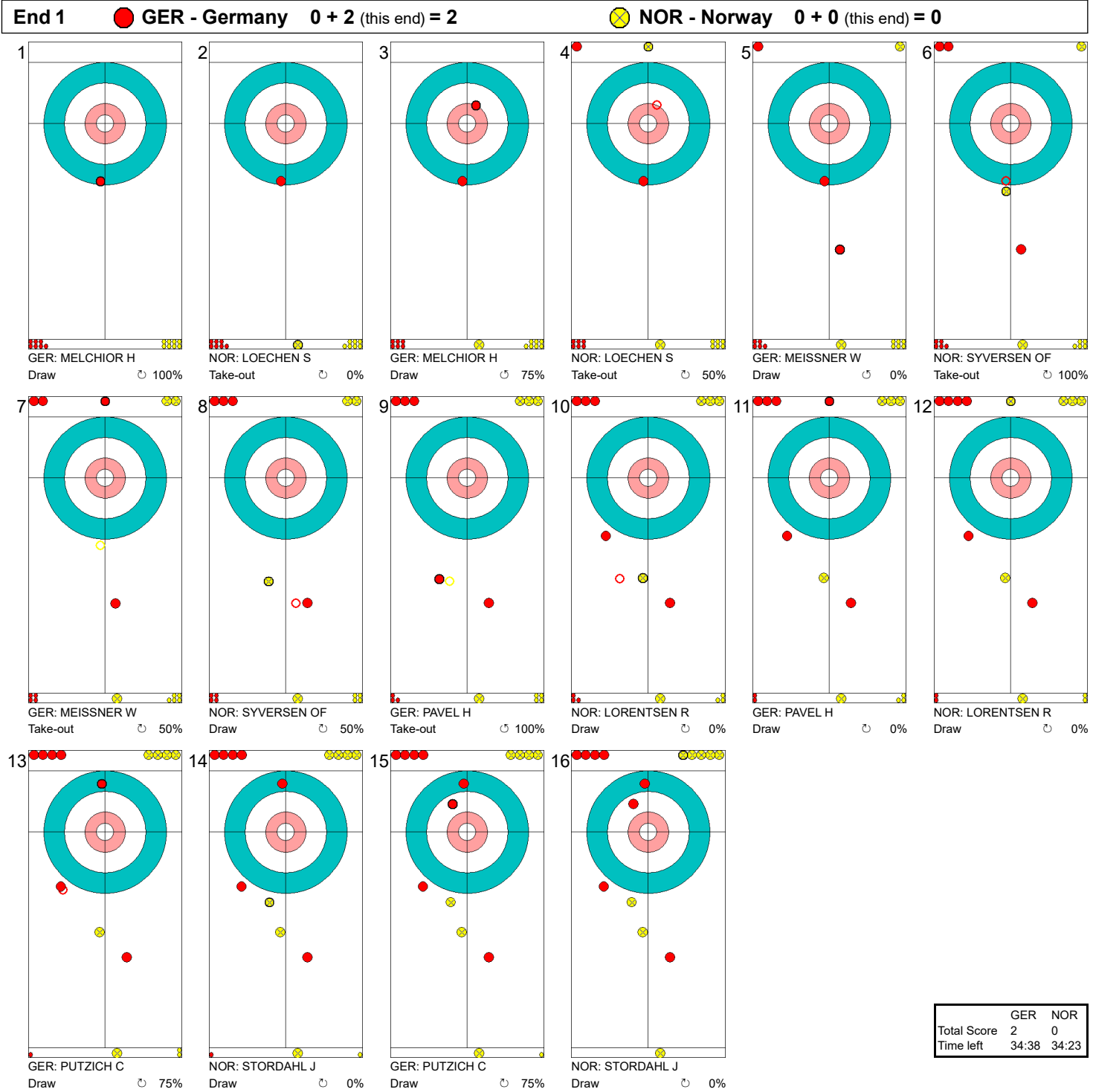
NOR - Norway		↻	↺	Game
4	STORDAHL Jostein	Draws	7 57%	6 58% 13 58%
	Take-outs	1 50%	2 63%	3 58%
	Total	8 56%	8 59%	16 58%
3	LORENTSEN Rune	Draws	7 57%	5 30% 12 46%
	Take-outs	4 63%	0 -	4 63%
	Total	11 59%	5 30%	16 50%
2	SYVERSEN Ole Fredrik	Draws	6 42%	5 70% 11 55%
	Take-outs	4 75%	1 50%	5 70%
	Total	10 55%	6 67%	16 59%
1	LOECHEN Sissel	Draws	8 88%	5 45% 13 71%
	Take-outs	3 33%	0 -	3 33%
	Total	11 73%	5 45%	16 64%
A	IVERSEN Rikke	Draws	0 -	0 - 0 -
	Take-outs	0 -	0 -	0 -
	Total	0 -	0 -	0 -
Team	Draws	28 63%	21 51% 49 58%	
	Take-outs	12 58%	3 58% 15 58%	
	Total	40 61%	24 52% 64 58%	

Note:
Position and function for each team member:
4 = Fourth, 3 = Third, 2 = Second, 1 = Lead, A = Alternate, S = Skip, V = Vice-Skip

Legend:
↻ Clockwise ↺ Counter-clockwise F Female
LSFE(*) Last Stone First End M Male



Game - Shot by Shot
 게임-각각의 샷

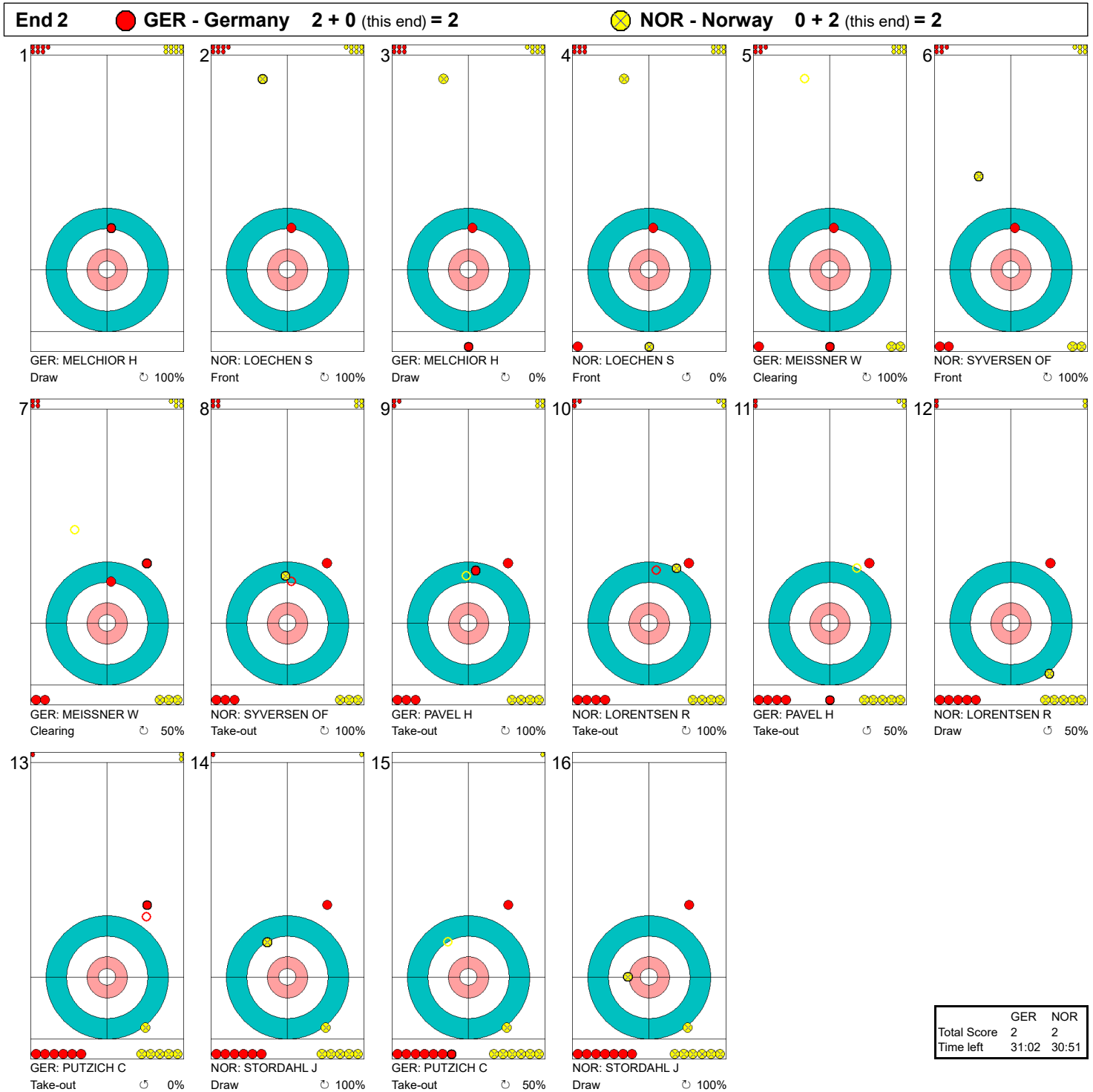


Legend:
 ↻ Clockwise ↺ Counter-clockwise - Not considered



Game - Shot by Shot

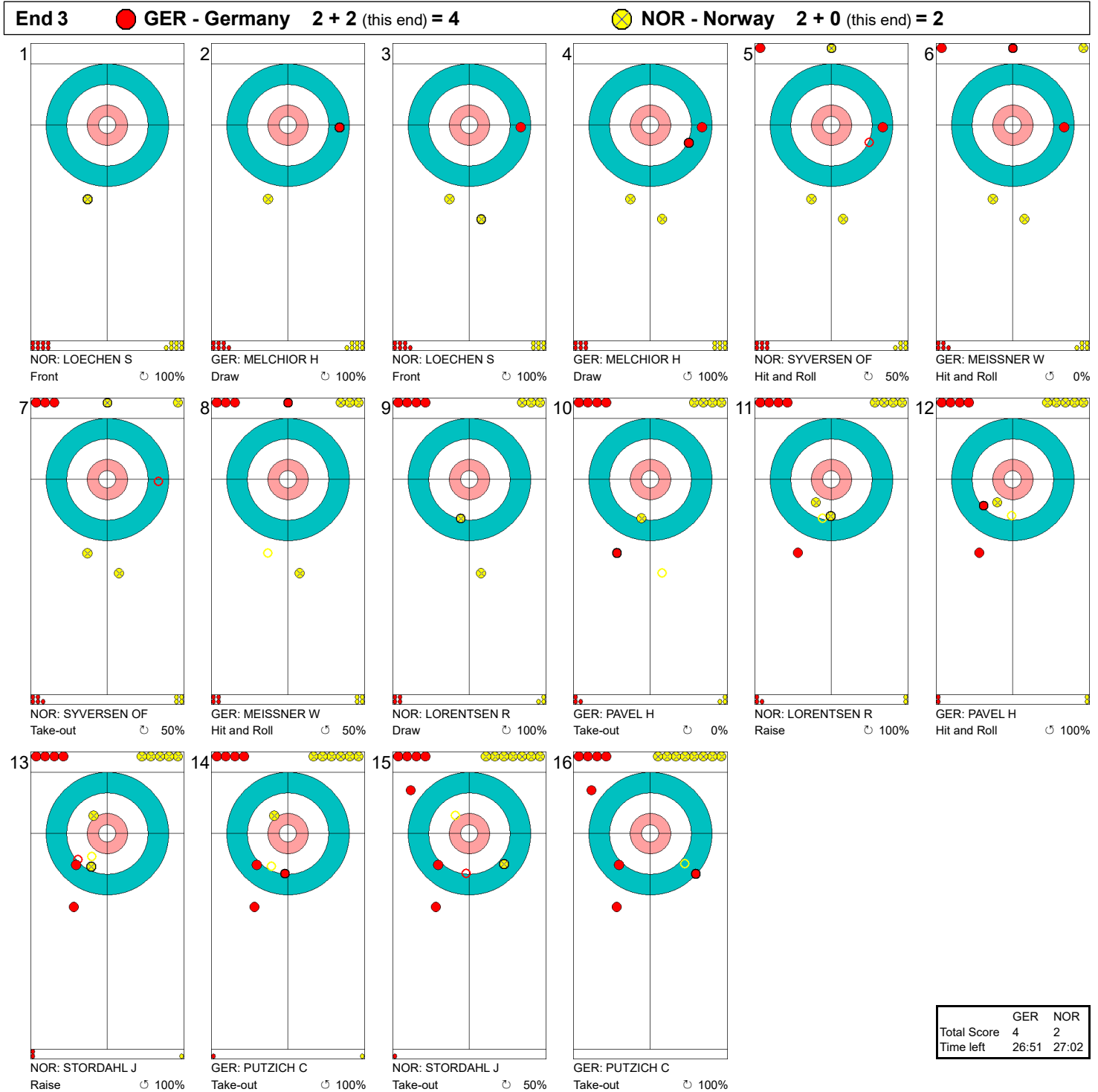
게임-각각의 샷



Legend:
 ↻ Clockwise ↺ Counter-clockwise - Not considered



Game - Shot by Shot
게임-각각의 샷



Legend:
 ↻ Clockwise ↺ Counter-clockwise - Not considered



Game - Shot by Shot
게임-각각의 샷

End 4 ● **GER - Germany** 4 + 2 (this end) = 6 ● **NOR - Norway** 2 + 0 (this end) = 2



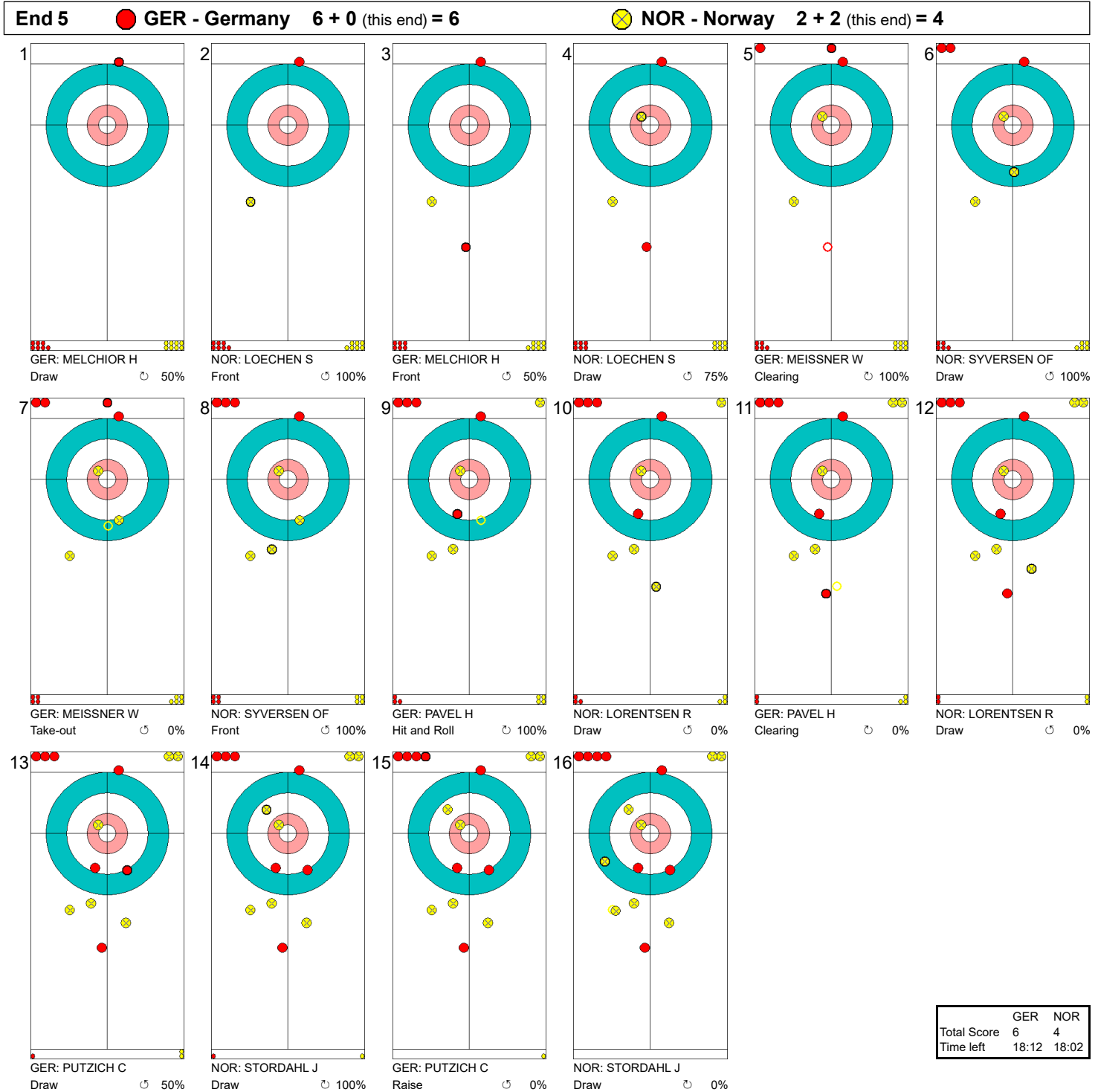
	GER	NOR
Total Score	6	2
Time left	23:12	23:06

Legend:
 ↻ Clockwise ↺ Counter-clockwise - Not considered



Game - Shot by Shot

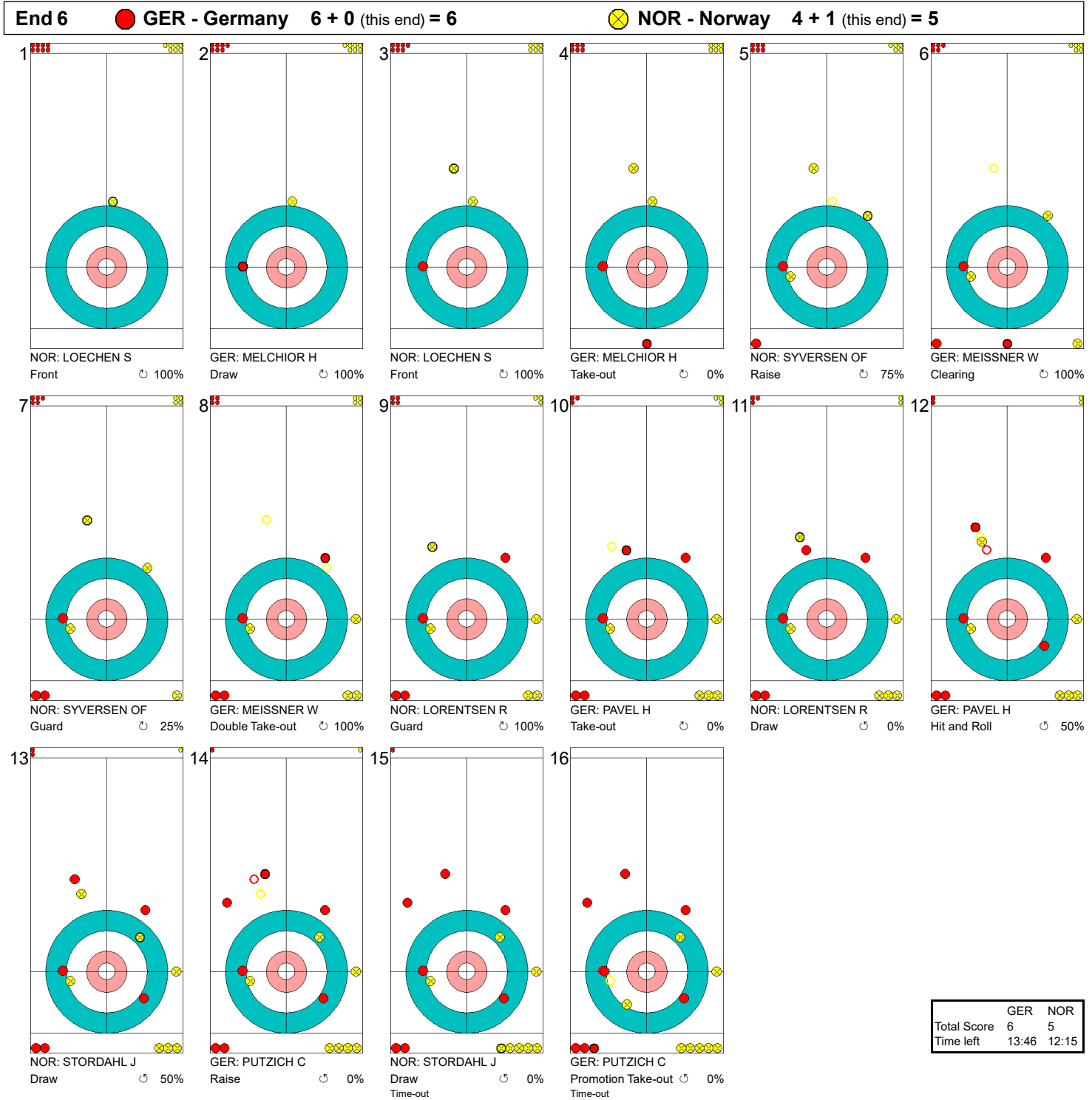
게임-각각의 샷



Legend:
 ↻ Clockwise ↺ Counter-clockwise - Not considered



Game - Shot by Shot
게임-각각의 샷



Legend:
 ↻ Clockwise ↺ Counter-clockwise - Not considered



Game - Shot by Shot
 게임-각각의 샷

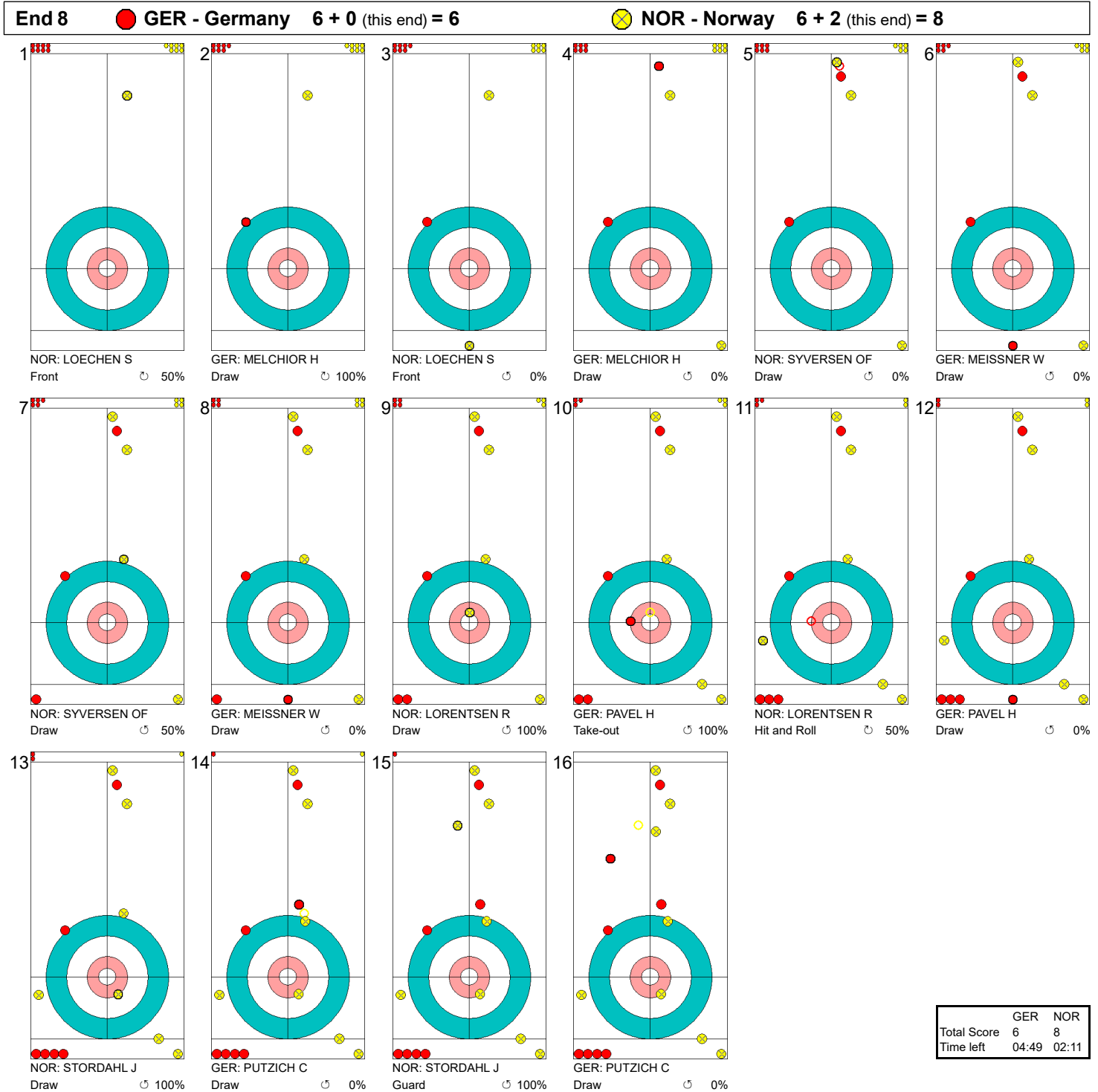


Legend:
 ↻ Clockwise ↺ Counter-clockwise - Not considered





Game - Shot by Shot
게임-각각의 샷



Legend:
 ↻ Clockwise ↺ Counter-clockwise - Not considered



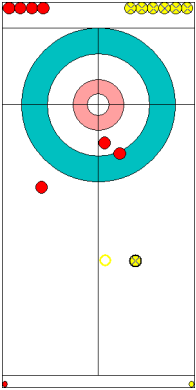
Most Important Shots

승부 유효 샷

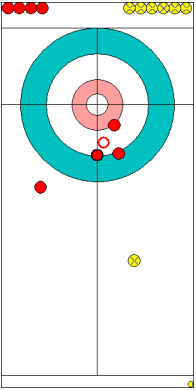
Sheet	Game	Team	LSFE	1	2	3	4	5	6	7	8	Extra Ends	Total	
A	7	NPA - Neutral Paralympic Athletes	●		1	1	0	1	2	2	1	X		8
	7	GBR - Great Britain	●	*	0	0	2	0	0	0	0	X		2

Most Important Shot:

Laying in good position with two stones, Skip KUROKHTIN K of team NPA played a perfect Raise on one of them to the four foot. This set up a steal of two points, giving team NPA a comfortable lead.



Before



After

End: 5

Team: NPA - Neutral Paralympic Athletes

Player: KUROKHTIN Konstantin

Team Stone: 1 2 3 4 5 6 7 ⑧

Task: Raise

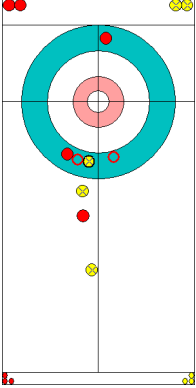
Rotation: ↻

Shot Success: 100%

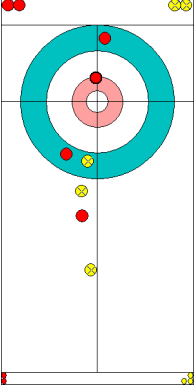
Sheet	Game	Team	LSFE	1	2	3	4	5	6	7	8	Extra Ends	Total	
B	7	CAN - Canada	●		0	0	1	1	1	1	0	1	1	6
	7	USA - United States of America	●	*	2	1	0	0	0	0	2	0	0	5

Most Important Shot:

With many stones in front of the house, the Canadian Third FORREST I played a nice Draw well covered by the guards. Several attempts by the US team to get in scoring position failed, leading to a win for team Canada.



Before



After

End: 9

Team: CAN - Canada

Player: FORREST Ina

Team Stone: 1 2 3 4 5 ⑥ 7 8

Task: Draw

Rotation: ↻

Shot Success: 75%



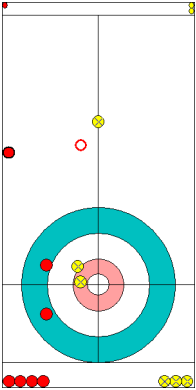
Most Important Shots

승부 유효 샷

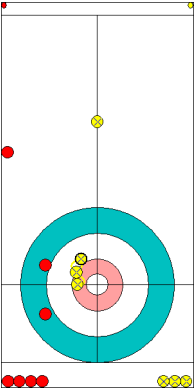
Sheet	Game	Team	LSFE	1	2	3	4	5	6	7	8	Extra Ends	Total
C	7	SUI - Switzerland	●	0	1	0	1	1	0	1	1		5
	7	KOR - Republic of Korea	●	*	2	0	1	0	0	3	0	0	6

Most Important Shot:

Korean Fourth CHA J played a perfect Draw to sit on top of two other Korean stones frozen to each other in the four foot. The Swiss team was then unable to remove more than one of these stones, allowing team Korea to score three points.



Before



After

End: 6

Team: KOR - Republic of Korea

Player: CHA Jaegoan

Team Stone: 1 2 3 4 5 6 ⑦ 8

Task: Draw

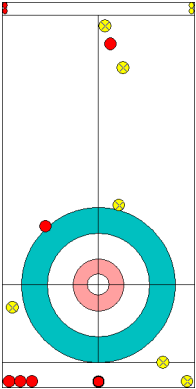
Rotation: ⤵

Shot Success: 100%

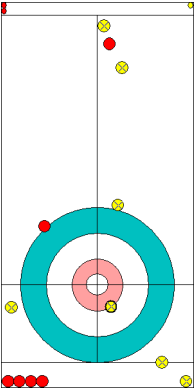
Sheet	Game	Team	LSFE	1	2	3	4	5	6	7	8	Extra Ends	Total
D	7	GER - Germany	●	2	0	2	2	0	0	0	0		6
	7	NOR - Norway	●	*	0	2	0	0	2	1	1	2	8

Most Important Shot:

After stealing the previous two ends, Norwegian Skip STORDAHL J played a Draw to sit behind cover in the back four foot. Germany attempted several draws but came up short leaving this as the winning stone of the game.



Before



After

End: 8

Team: NOR - Norway

Player: STORDAHL Jostein

Team Stone: 1 2 3 4 5 6 ⑦ 8

Task: Draw

Rotation: ⤵

Shot Success: 100%

Legend:

⤵ Clockwise

⤴ Counter-clockwise

LSFE(*) Last Stone First End

X Unplayed/unfinished end due to concession



Session Results and Standings

세션 결과 및 순위

Sheet	Game	Team	LSFE	1	2	3	4	5	6	7	8	Extra Ends	Total
A	6	USA - United States of America		0	1	1	0	1	0	1	0		4
	7	CHN - People's Republic of China	*	1	0	0	1	0	2	0	2		6
B	6	GBR - Great Britain	*	0	1	0	1	0	1	1	1		5
	7	SVK - Slovakia		1	0	3	0	2	0	0	0		6
C	7	SWE - Sweden	*	1	3	2	2	0	0	0	1		9
	6	GER - Germany		0	0	0	0	3	1	1	0		5
D	7	FIN - Finland		0	0	3	0	1	2	1	0		7
	6	SUI - Switzerland	*	3	2	0	3	0	0	0	2		10

Current Standings

Rank	Team	Games	Wins	Losses
1	CHN - People's Republic of China	7	6	1
2	KOR - Republic of Korea	6	5	1
3	CAN - Canada	6	4	2
3	GBR - Great Britain	6	4	2
3	GER - Germany	6	4	2
6	NPA - Neutral Paralympic Athletes	6	3	3
6	SUI - Switzerland	6	3	3
8	SVK - Slovakia	7	3	4
9	NOR - Norway	6	2	4
10	SWE - Sweden	7	2	5
11	USA - United States of America	6	1	5
12	FIN - Finland	7	1	6

Note:

Under WCF rules, tie-breaking rules for standings are not applied until after the last game of the round robin.

Legend:

LSFE(*) Last Stone First End



Game Results

대회 경기결과

Sheet	Game	Team	LSFE	1	2	3	4	5	6	7	8	Extra Ends	Total
A	6	USA - United States of America		0	1	1	0	1	0	1	0		4
	7	CHN - People's Republic of China	*	1	0	0	1	0	2	0	2		6

USA - United States of America			Shot Success	
			Game	All
4 S	BLACK Kirk	M	69%	52%
3 V	EMT Steve	M	55%	58%
2	MARSHALL Justin	M	63%	56%
1	GREELY Penny	F	75%	59%
A	LINO Meghan	F	-	-
Team Total			65%	56%

CHN - People's Republic of China			Shot Success	
			Game	All
4 S	WANG Haitao	M	72%	67%
3 V	CHEN Jianxin	M	66%	63%
2	LIU Wei	M	77%	64%
1	WANG Meng	F	61%	71%
A	ZHANG Qiang	M	-	-
Team Total			69%	66%

Last Stone Draw		Distance
↻	MARSHALL Justin	60.2cm
↺	GREELY Penny	199.6cm
Total		259.8cm

Last Stone Draw		Distance
↻	CHEN Jianxin	74.9cm
↺	WANG Meng	68.2cm
Total		143.1cm

Time remaining: 0 minutes 54 seconds

Time remaining: 2 minutes 13 seconds

Time-out: End 8 - USA stone 8

Shot Success Analysis

USA - United States of America		↻	↺	Game
4	BLACK Kirk	Draws	3 25%	6 63%
	Take-outs	4 88%	3 100%	7 93%
	Total	7 61%	9 75%	16 69%
3	EMT Steve	Draws	4 31%	4 75%
	Take-outs	4 50%	4 63%	8 56%
	Total	8 41%	8 69%	16 55%
2	MARSHALL Justin	Draws	6 75%	1 100%
	Take-outs	6 50%	3 50%	9 50%
	Total	12 63%	4 63%	16 63%
1	GREELY Penny	Draws	10 85%	3 100%
	Take-outs	3 17%	0 -	3 17%
	Total	13 69%	3 100%	16 75%
A	LINO Meghan	Draws	0 -	0 -
	Take-outs	0 -	0 -	0 -
	Total	0 -	0 -	0 -
Team	Draws	23 65%	14 77%	37 70%
	Take-outs	17 53%	10 70%	27 59%
	Total	40 60%	24 74%	64 65%

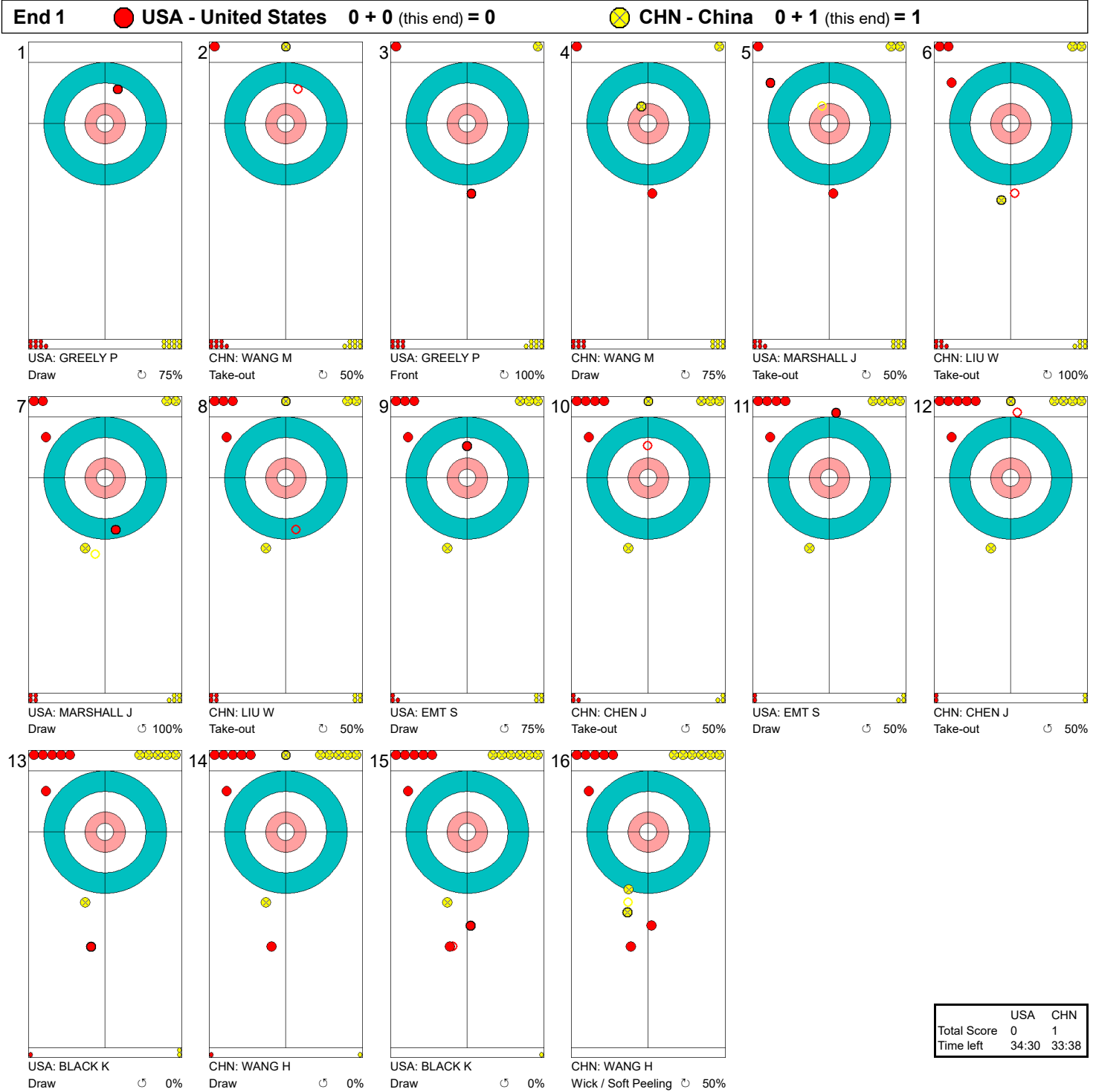
CHN - People's Republic of China		↻	↺	Game
4	WANG Haitao	Draws	7 68%	2 50%
	Take-outs	2 100%	4 75%	6 83%
	Total	9 75%	6 67%	15 72%
3	CHEN Jianxin	Draws	4 81%	1 75%
	Take-outs	3 50%	8 63%	11 59%
	Total	7 68%	9 64%	16 66%
2	LIU Wei	Draws	7 89%	1 0%
	Take-outs	8 75%	0 -	8 75%
	Total	15 82%	1 0%	16 77%
1	WANG Meng	Draws	14 66%	1 0%
	Take-outs	1 50%	0 -	1 50%
	Total	15 65%	1 0%	16 61%
A	ZHANG Qiang	Draws	0 -	0 -
	Take-outs	0 -	0 -	0 -
	Total	0 -	0 -	0 -
Team	Draws	32 73%	5 35%	37 68%
	Take-outs	14 71%	12 67%	26 69%
	Total	46 73%	17 57%	63 69%

Note:
Position and function for each team member:
4 = Fourth, 3 = Third, 2 = Second, 1 = Lead, A = Alternate, S = Skip, V = Vice-Skip

Legend:
↻ Clockwise ↺ Counter-clockwise F Female
LSFE(*) Last Stone First End M Male



Game - Shot by Shot
게임-각각의 샷

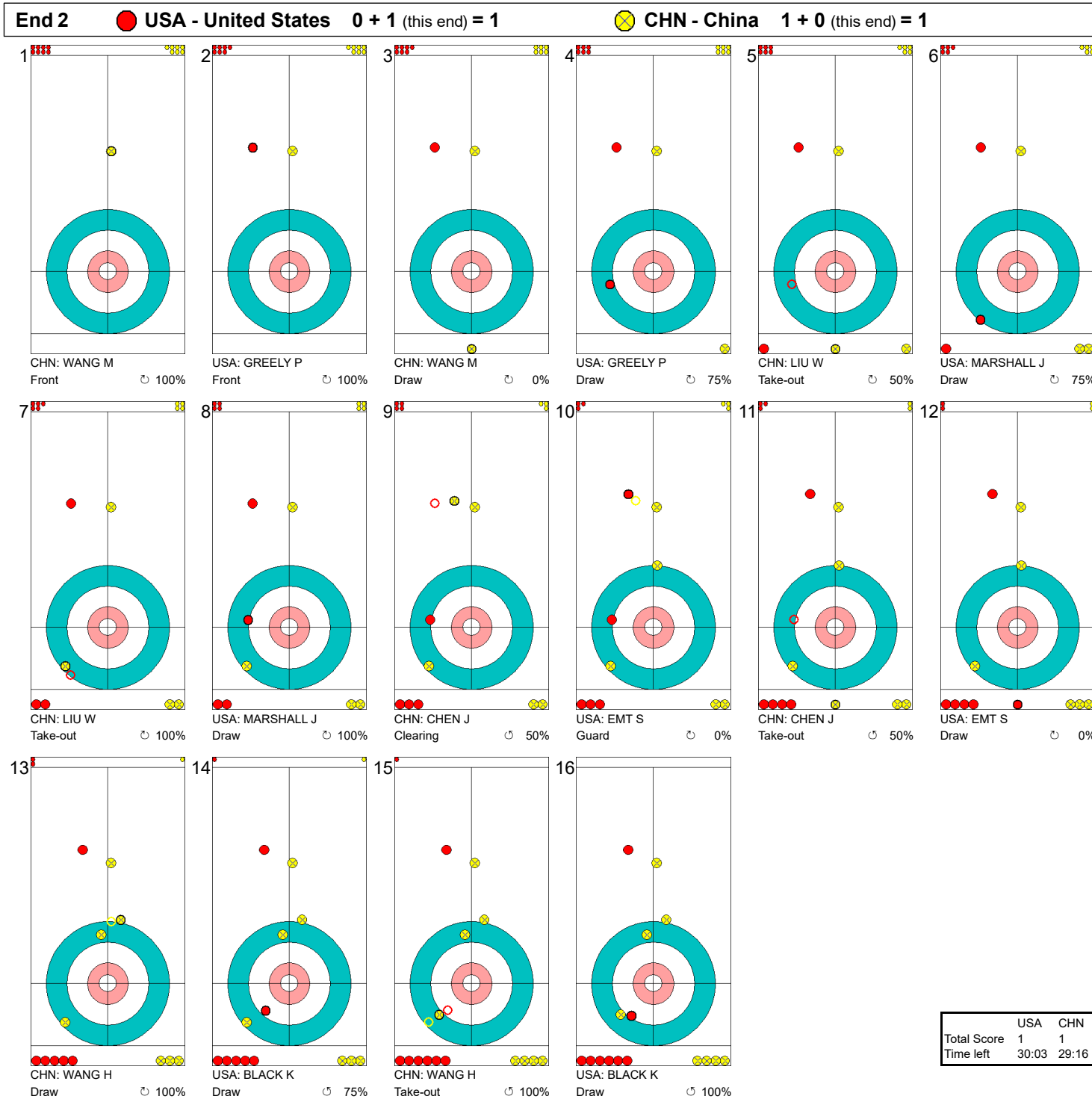


Legend:
 ↻ Clockwise ↺ Counter-clockwise - Not considered



Game - Shot by Shot

 게임-각각의 샷



Legend:

 ↻ Clockwise ↺ Counter-clockwise - Not considered



Game - Shot by Shot
게임-각각의 샷

End 3 ● USA - United States 1 + 1 (this end) = 2 ● CHN - China 1 + 0 (this end) = 1

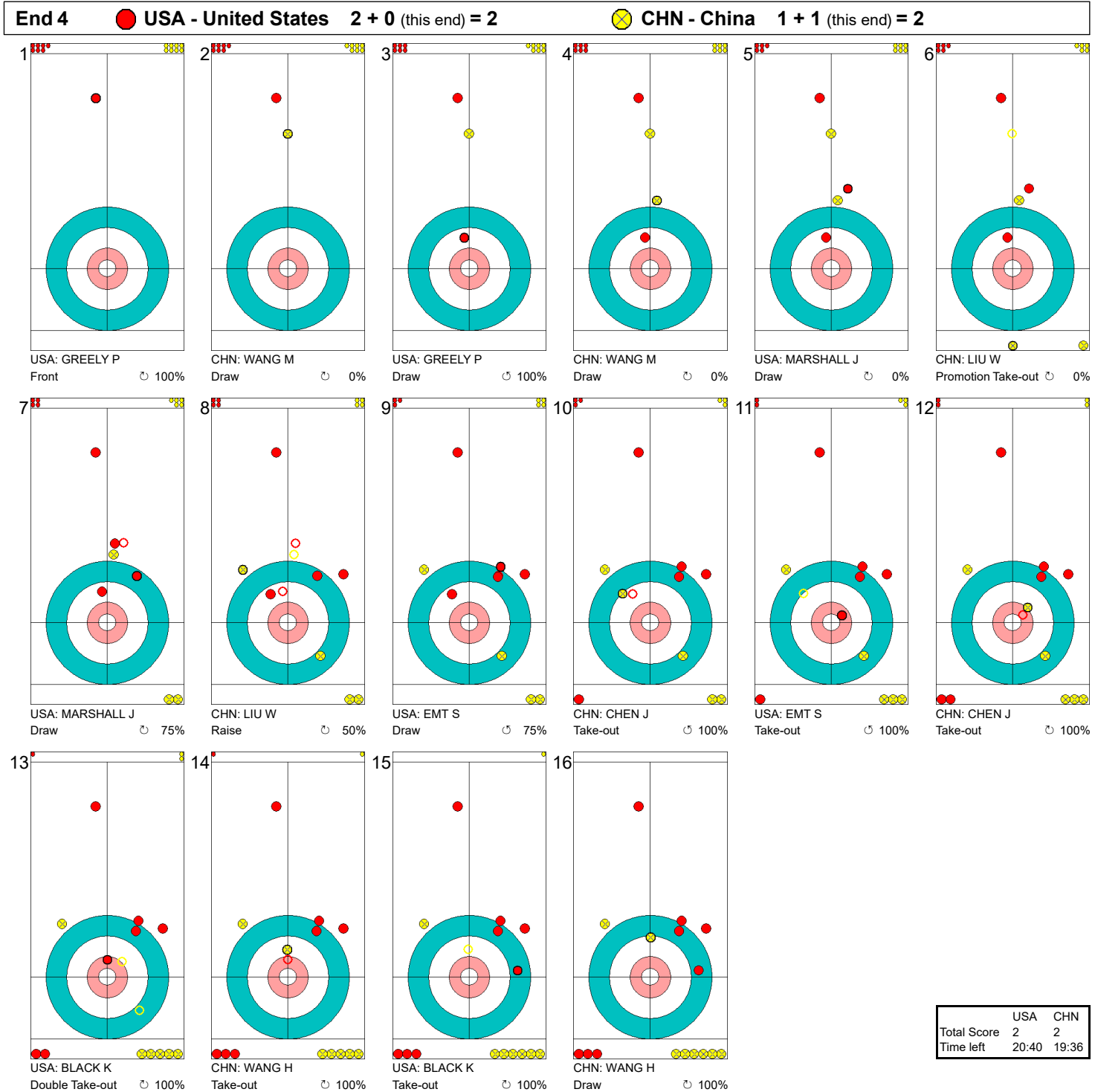


	USA	CHN
Total Score	2	1
Time left	25:32	24:40

Legend:
 ↻ Clockwise ↺ Counter-clockwise - Not considered



Game - Shot by Shot
게임-각각의 샷

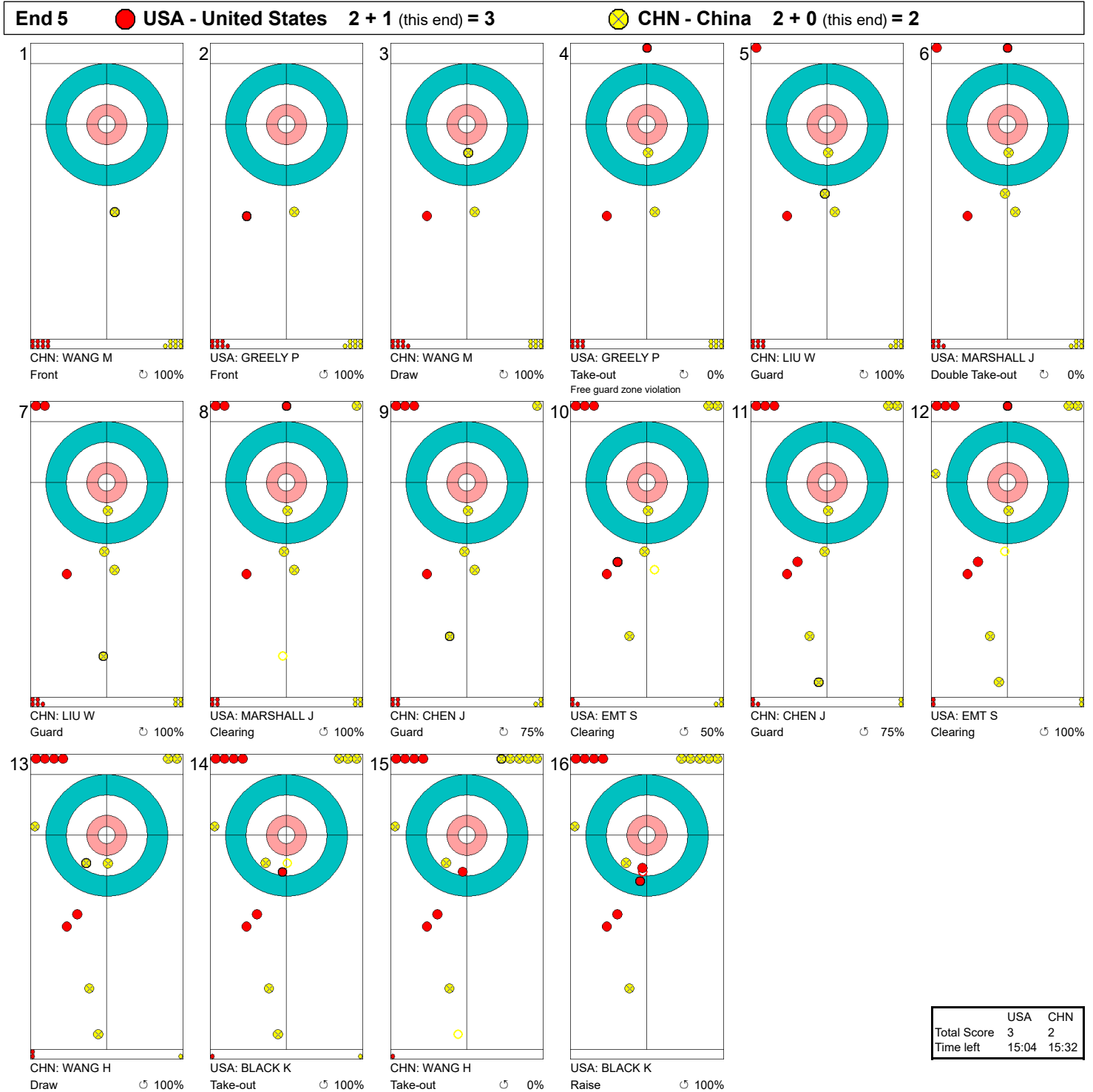


Legend:
 ↻ Clockwise ↺ Counter-clockwise - Not considered



Game - Shot by Shot

 게임-각각의 샷



Legend:

 ↻ Clockwise ↺ Counter-clockwise - Not considered



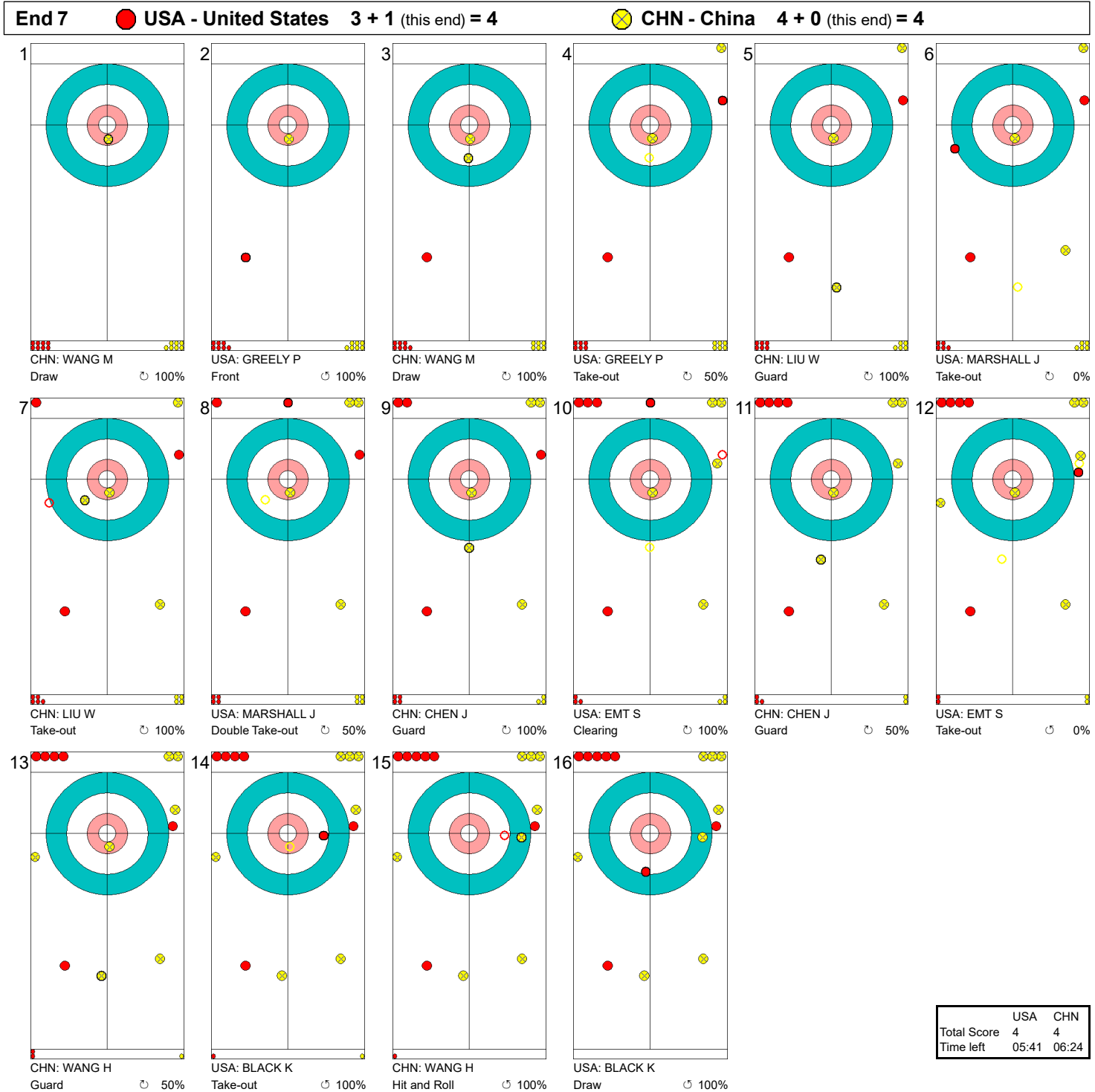
Game - Shot by Shot
게임-각각의 샷



Legend:
 ↻ Clockwise ↺ Counter-clockwise - Not considered



Game - Shot by Shot
 게임-각각의 샷

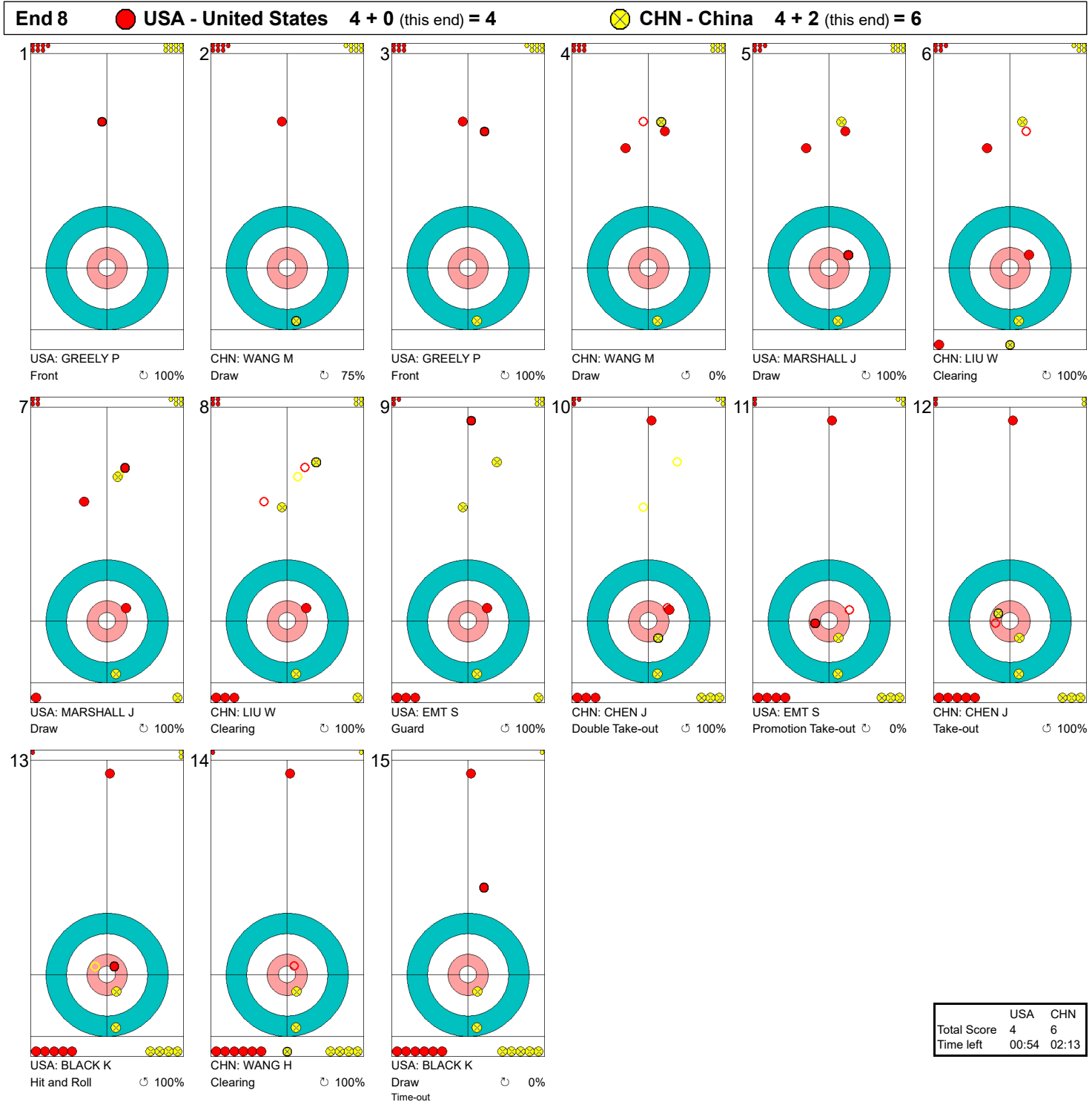


Legend:
 ↻ Clockwise ↺ Counter-clockwise - Not considered



Game - Shot by Shot

 게임-각각의 샷



Legend:
 ↻ Clockwise ↺ Counter-clockwise - Not considered



Game Results

대회 경기결과

Sheet	Game	Team	LSFE	1	2	3	4	5	6	7	8	Extra Ends	Total
B	6	GBR - Great Britain	*	0	1	0	1	0	1	1	1		5
	7	SVK - Slovakia		1	0	3	0	2	0	0	0		6

GBR - Great Britain			Shot Success	
			Game	All
4	S	NEILSON Aileen	F	53%
3	V	NIBLOE Hugh	M	59%
2		EWAN Gregor	M	53%
1		McPHERSON Bob	M	64%
A		MALONE Angie	F	-
Team Total				57%

SVK - Slovakia			Shot Success	
			Game	All
4		PITONAK Dusan	M	73%
3	S	DURIS Radoslav	M	56%
2		ZATKO Peter	M	63%
1	V	KUNKELOVA Monika	F	54%
A		LYOCSA Imrich	M	-
Team Total				62%

Last Stone Draw		Distance
♻	NIBLOE Hugh	55.2cm
♻	EWAN Gregor	50.7cm
Total		105.9cm

Time remaining: 3 minutes 16 seconds

Time-out: End 8 - GBR stone 5

Last Stone Draw		Distance
♻	PITONAK Dusan	140.2cm
♻	ZATKO Peter	199.6cm
Total		339.8cm

Time remaining: 4 minutes 52 seconds

Time-out: End 8 - SVK stone 4

Shot Success Analysis

GBR - Great Britain		♻	♻	Game	
4	NEILSON Aileen	Draws	3 67%	8 50%	11 55%
		Take-outs	2 0%	3 83%	5 50%
		Total	5 40%	11 59%	16 53%
3	NIBLOE Hugh	Draws	2 50%	7 75%	9 69%
		Take-outs	4 56%	3 33%	7 46%
		Total	6 54%	10 63%	16 59%
2	EWAN Gregor	Draws	1 100%	9 50%	10 55%
		Take-outs	3 33%	3 67%	6 50%
		Total	4 50%	12 54%	16 53%
1	McPHERSON Bob	Draws	3 50%	10 88%	13 79%
		Take-outs	2 0%	1 0%	3 0%
		Total	5 30%	11 80%	16 64%
A	MALONE Angie	Draws	0 -	0 -	0 -
		Take-outs	0 -	0 -	0 -
		Total	0 -	0 -	0 -
Team		Draws	9 61%	34 66%	43 65%
		Take-outs	11 30%	10 55%	21 42%
		Total	20 44%	44 64%	64 57%

SVK - Slovakia		♻	♻	Game	
4	PITONAK Dusan	Draws	4 50%	5 80%	9 67%
		Take-outs	4 81%	3 83%	7 82%
		Total	8 66%	8 81%	16 73%
3	DURIS Radoslav	Draws	1 0%	4 69%	5 55%
		Take-outs	8 59%	3 50%	11 57%
		Total	9 53%	7 61%	16 56%
2	ZATKO Peter	Draws	1 100%	4 69%	5 75%
		Take-outs	8 59%	3 50%	11 57%
		Total	9 64%	7 61%	16 63%
1	KUNKELOVA Monika	Draws	10 70%	3 17%	13 58%
		Take-outs	0 -	1 0%	1 0%
		Total	10 70%	4 13%	14 54%
A	LYOCSA Imrich	Draws	0 -	0 -	0 -
		Take-outs	0 -	0 -	0 -
		Total	0 -	0 -	0 -
Team		Draws	16 63%	16 63%	32 63%
		Take-outs	20 64%	10 55%	30 61%
		Total	36 63%	26 60%	62 62%

Note:

Position and function for each team member:

4 = Fourth, 3 = Third, 2 = Second, 1 = Lead, A = Alternate, S = Skip, V = Vice-Skip

Legend:

♻ Clockwise

♻ Counter-clockwise

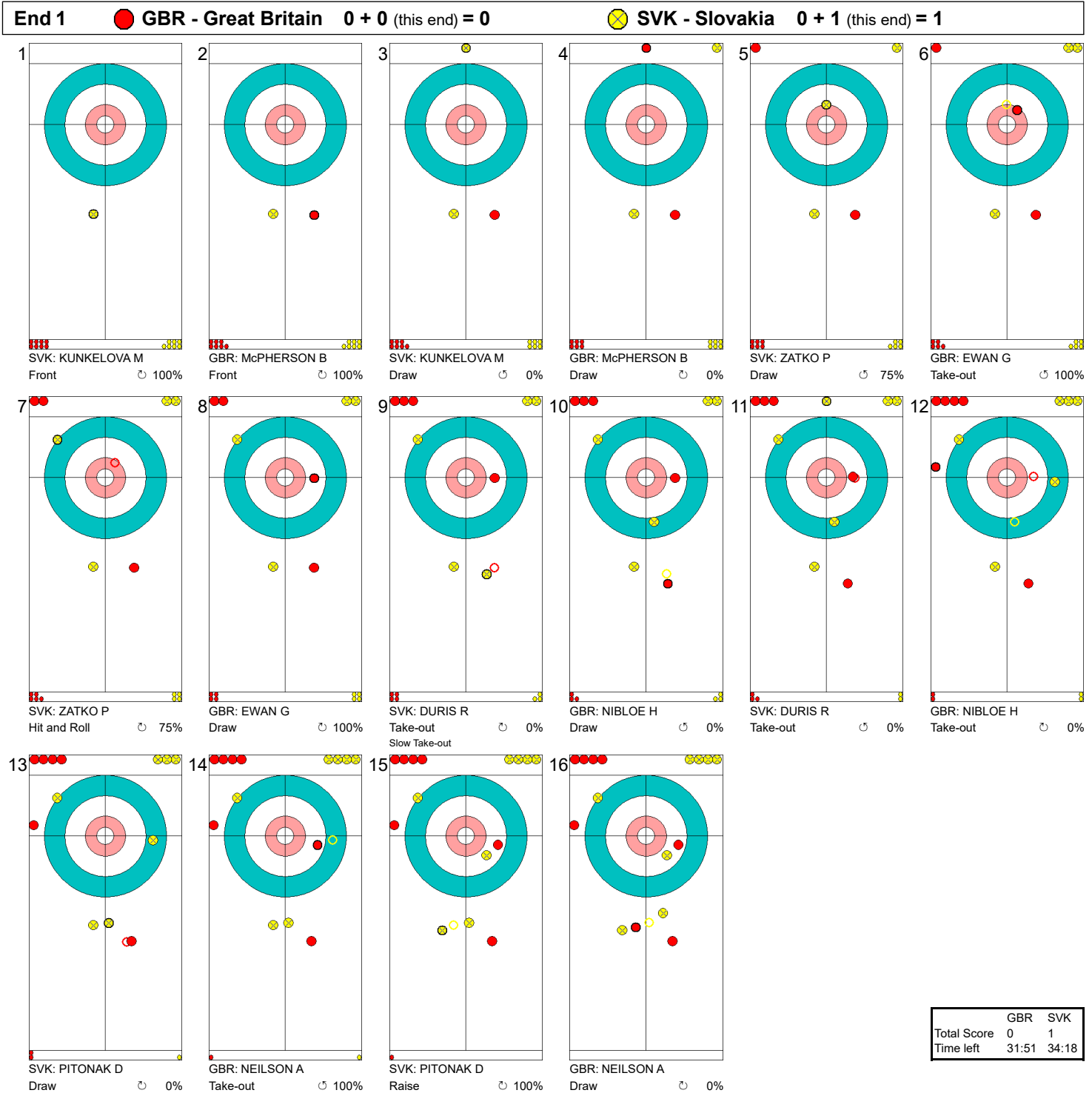
F Female

LSFE(*) Last Stone First End

M Male



Game - Shot by Shot
게임-각각의 샷



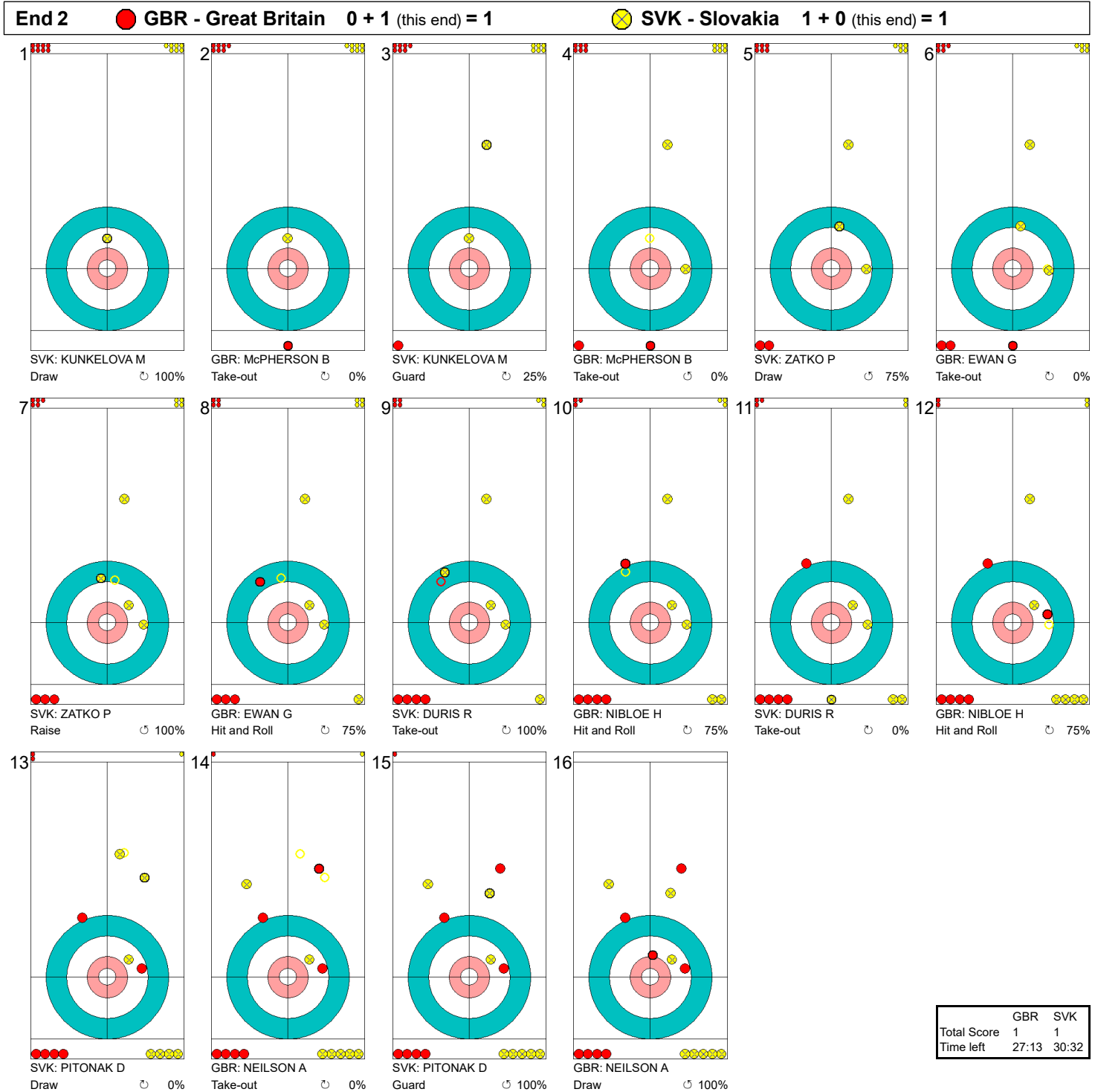
Legend:
 Clockwise Counter-clockwise - Not considered





Game - Shot by Shot

 게임-각각의 샷



Legend:
 ↻ Clockwise ↺ Counter-clockwise - Not considered



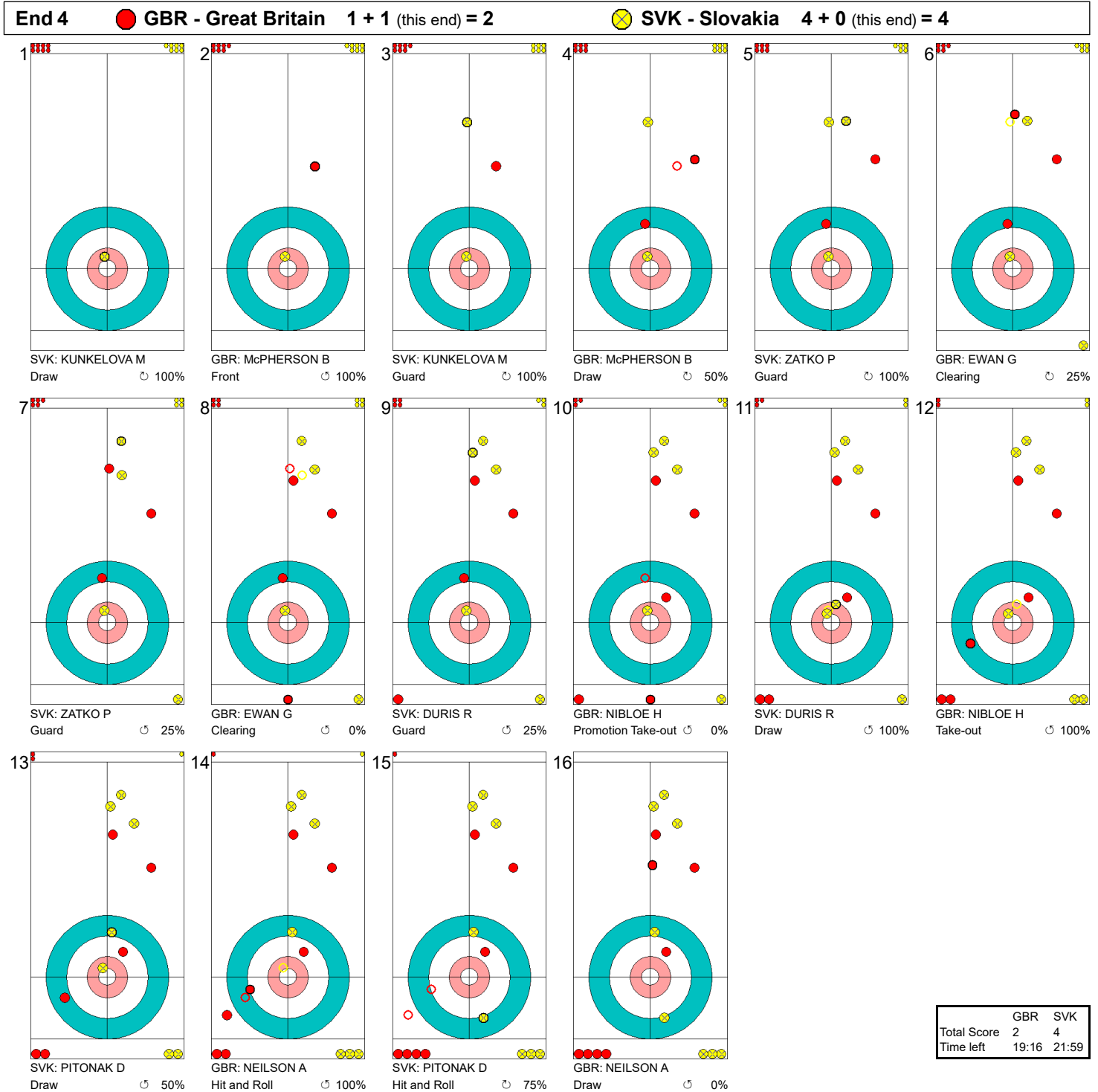
Game - Shot by Shot
게임-각각의 샷



Legend:
 ↻ Clockwise ↺ Counter-clockwise - Not considered



Game - Shot by Shot
게임-각각의 샷

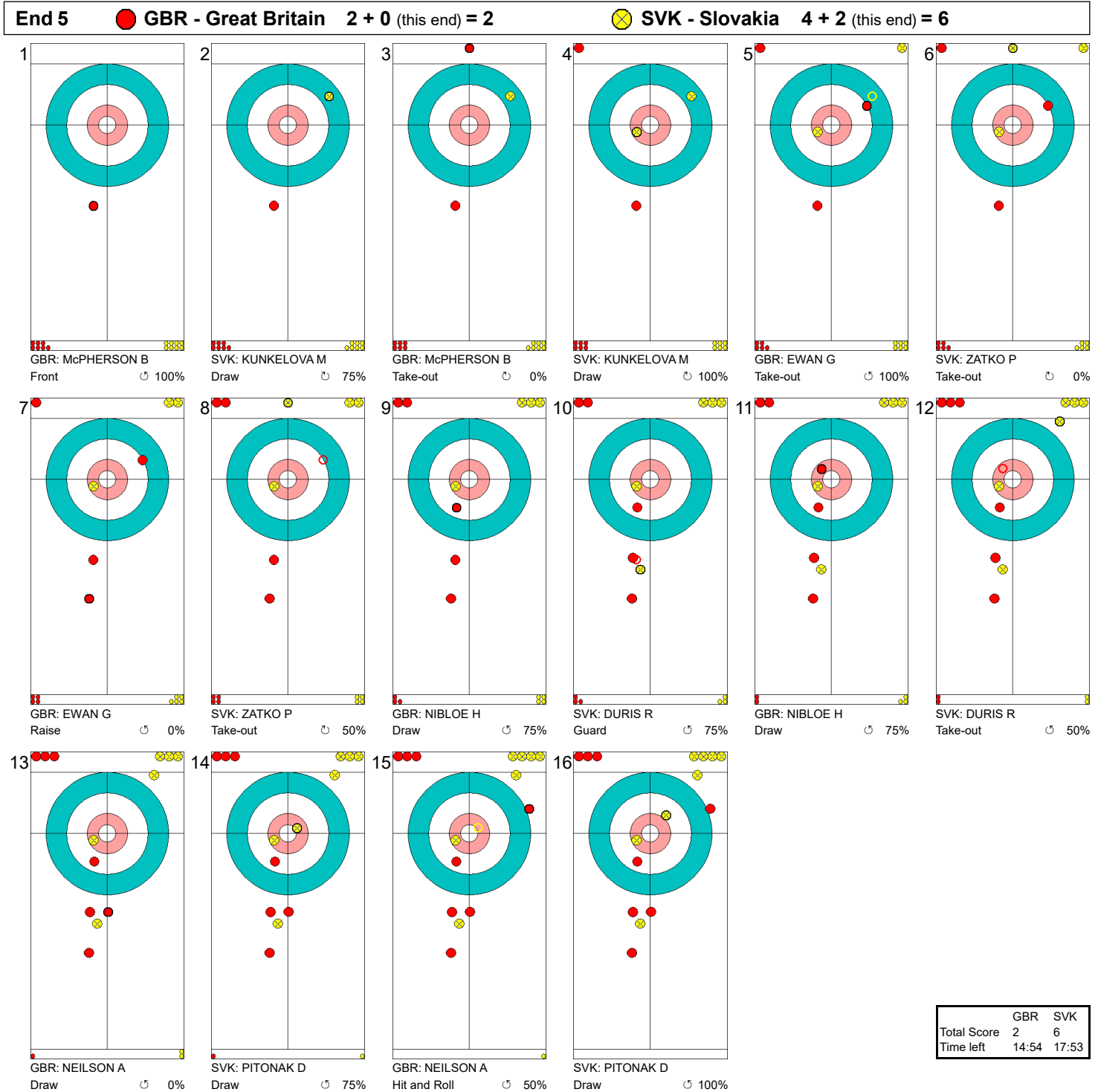


Legend:
 ↻ Clockwise ↺ Counter-clockwise - Not considered



Game - Shot by Shot

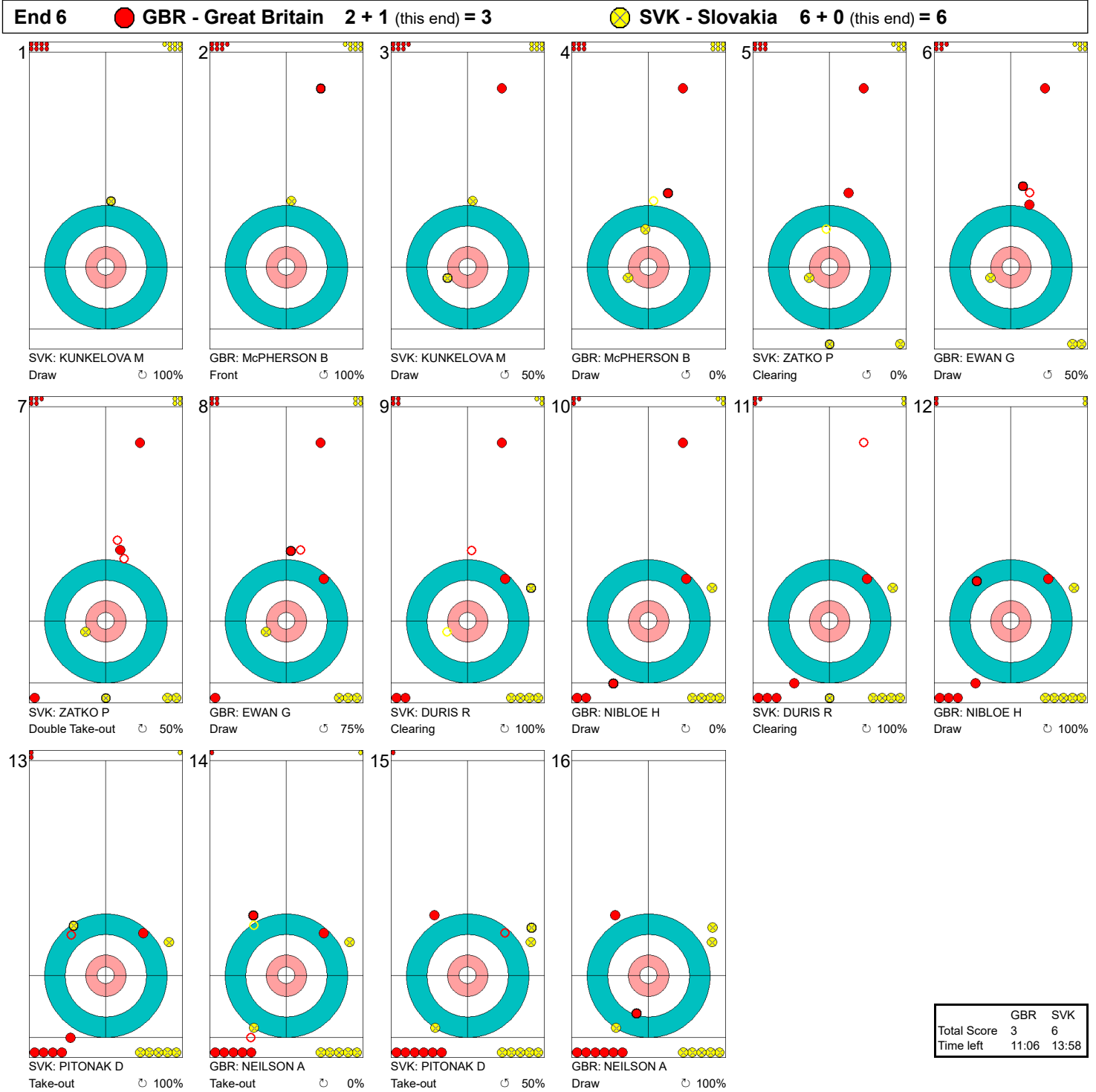
게임-각각의 샷



Legend:
 ↻ Clockwise ↺ Counter-clockwise - Not considered



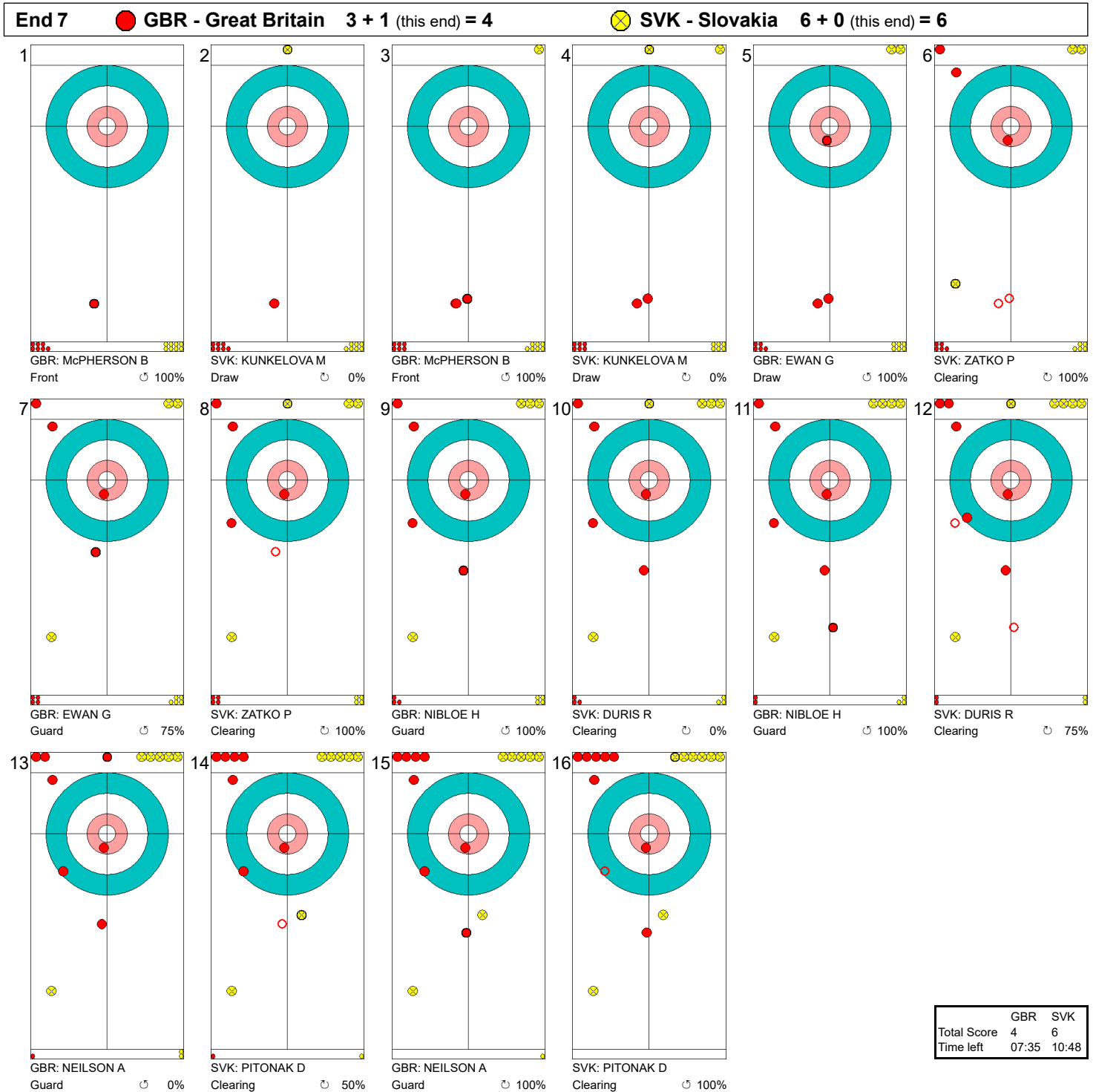
Game - Shot by Shot
게임-각각의 샷



Legend:
 ↻ Clockwise ↺ Counter-clockwise - Not considered



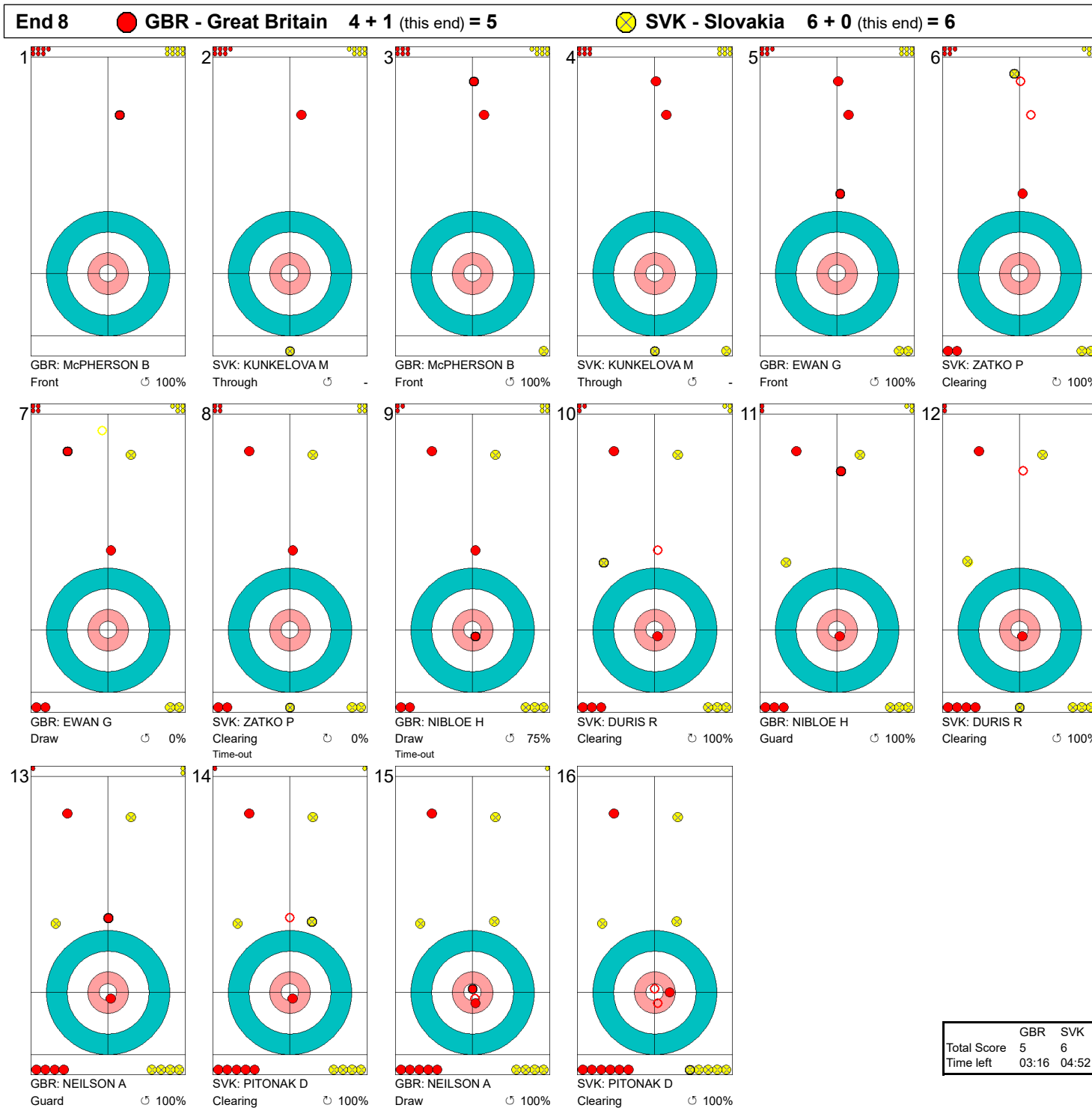
Game - Shot by Shot
게임-각각의 샷



Legend:
 ↻ Clockwise ↺ Counter-clockwise - Not considered



Game - Shot by Shot
게임-각각의 샷



Legend:
 ↻ Clockwise ↺ Counter-clockwise - Not considered



Game Results
대회 경기결과

Sheet	Game	Team	LSFE	1	2	3	4	5	6	7	8	Extra Ends	Total
C	7	SWE - Sweden	*	1	3	2	2	0	0	0	1		9
	6	GER - Germany		0	0	0	0	3	1	1	0		5

SWE - Sweden			Shot Success	
			Game	All
4 S	PETTERSSON DAHL Viljo	M	59%	48%
3	PERSSON Ronny	M	58%	48%
2	ENGBORG Mats Ola	M	57%	55%
1 V	ULANDER Kicki	F	63%	64%
A	REPPE Zandra	F	-	71%
Team Total			59%	54%

GER - Germany			Shot Success	
			Game	All
4 S	PUTZICH Christiane	F	39%	53%
3	PAVEL Harry	M	64%	56%
2 V	SCHLITT Martin	M	34%	43%
1	MELCHIOR Heike	F	72%	63%
A	MEISSNER Wolf	M	-	55%
Team Total			52%	55%

Last Stone Draw Distance

⌚	PERSSON Ronny	92.0cm
⌚	PETTERSSON DAHL Viljo	36.5cm
Total		128.5cm

Last Stone Draw Distance

⌚	SCHLITT Martin	199.6cm
⌚	PAVEL Harry	30.1cm
Total		229.7cm

Time remaining: 4 minutes 22 seconds

Time remaining: 3 minutes 22 seconds

Shot Success Analysis

SWE - Sweden		⌚	⌚	Game	
4	PETTERSSON DAHL Viljo	Draws	8 78%	1 50%	9 75%
		Take-outs	2 50%	3 17%	5 30%
		Total	10 73%	4 25%	14 59%
3	PERSSON Ronny	Draws	6 54%	3 58%	9 56%
		Take-outs	5 75%	2 25%	7 61%
		Total	11 64%	5 45%	16 58%
2	ENGBORG Mats Ola	Draws	3 25%	4 44%	7 36%
		Take-outs	6 75%	4 69%	10 73%
		Total	9 58%	8 56%	17 57%
1	ULANDER Kicki	Draws	10 75%	1 0%	11 68%
		Take-outs	3 50%	2 50%	5 50%
		Total	13 69%	3 33%	16 63%
A	REPPE Zandra	Draws	0 -	0 -	0 -
		Take-outs	0 -	0 -	0 -
		Total	0 -	0 -	0 -
Team		Draws	27 66%	9 44%	36 60%
		Take-outs	16 67%	11 43%	27 57%
		Total	43 66%	20 44%	63 59%

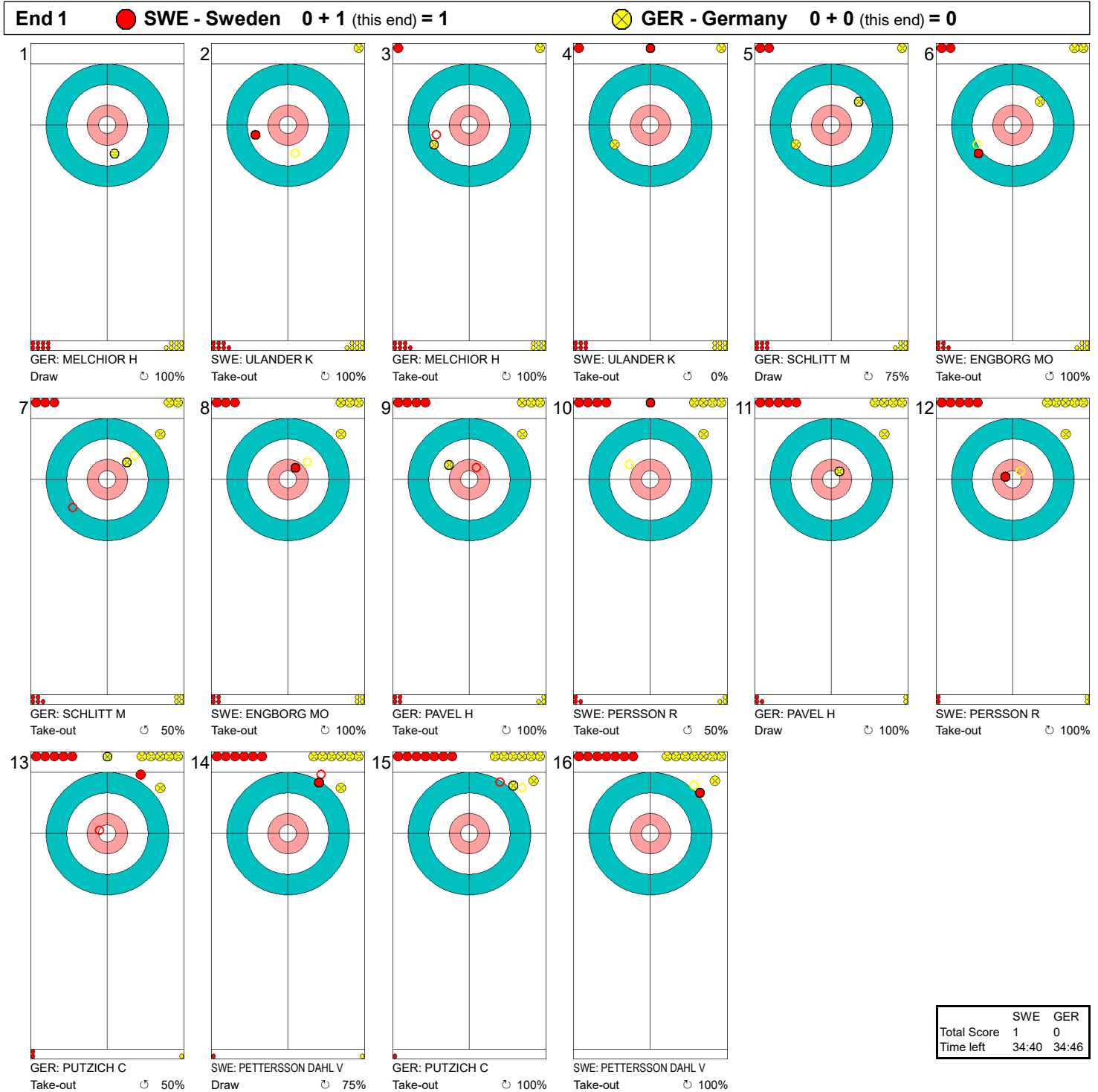
GER - Germany		⌚	⌚	Game	
4	PUTZICH Christiane	Draws	4 19%	5 70%	9 47%
		Take-outs	5 30%	2 25%	7 29%
		Total	9 25%	7 57%	16 39%
3	PAVEL Harry	Draws	6 50%	4 81%	10 63%
		Take-outs	6 67%	0 -	6 67%
		Total	12 58%	4 81%	16 64%
2	SCHLITT Martin	Draws	7 36%	6 42%	13 38%
		Take-outs	1 0%	2 25%	3 17%
		Total	8 31%	8 38%	16 34%
1	MELCHIOR Heike	Draws	7 64%	6 75%	13 69%
		Take-outs	3 83%	0 -	3 83%
		Total	10 70%	6 75%	16 72%
A	MEISSNER Wolf	Draws	0 -	0 -	0 -
		Take-outs	0 -	0 -	0 -
		Total	0 -	0 -	0 -
Team		Draws	24 45%	21 65%	45 54%
		Take-outs	15 53%	4 25%	19 47%
		Total	39 48%	25 59%	64 52%

Note:
Position and function for each team member:
4 = Fourth, 3 = Third, 2 = Second, 1 = Lead, A = Alternate, S = Skip, V = Vice-Skip

Legend:
⌚ Clockwise ⌚ Counter-clockwise F Female
LSFE(*) Last Stone First End M Male



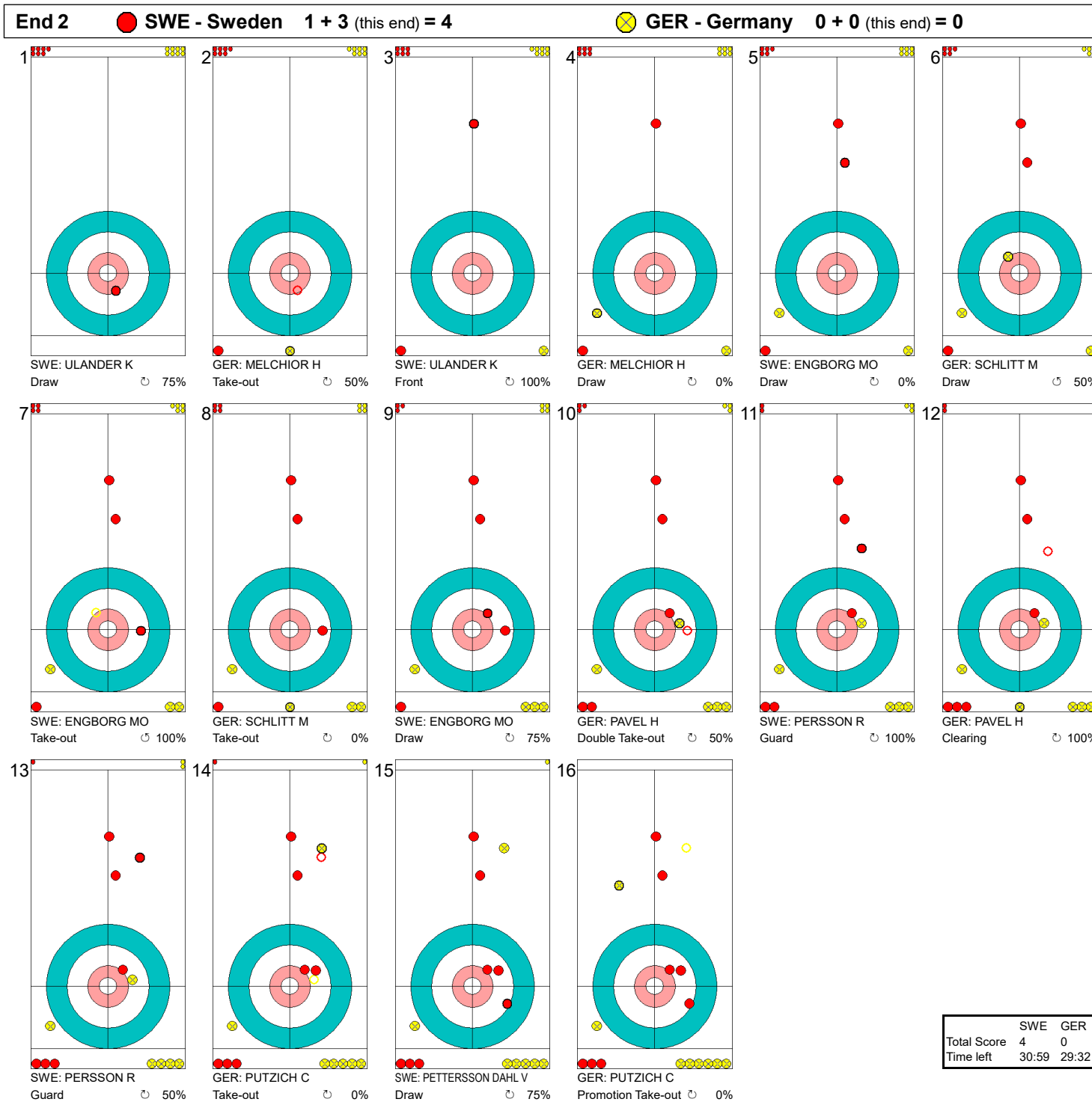
Game - Shot by Shot
게임-각각의 샷



Legend:
 ↻ Clockwise ↺ Counter-clockwise - Not considered



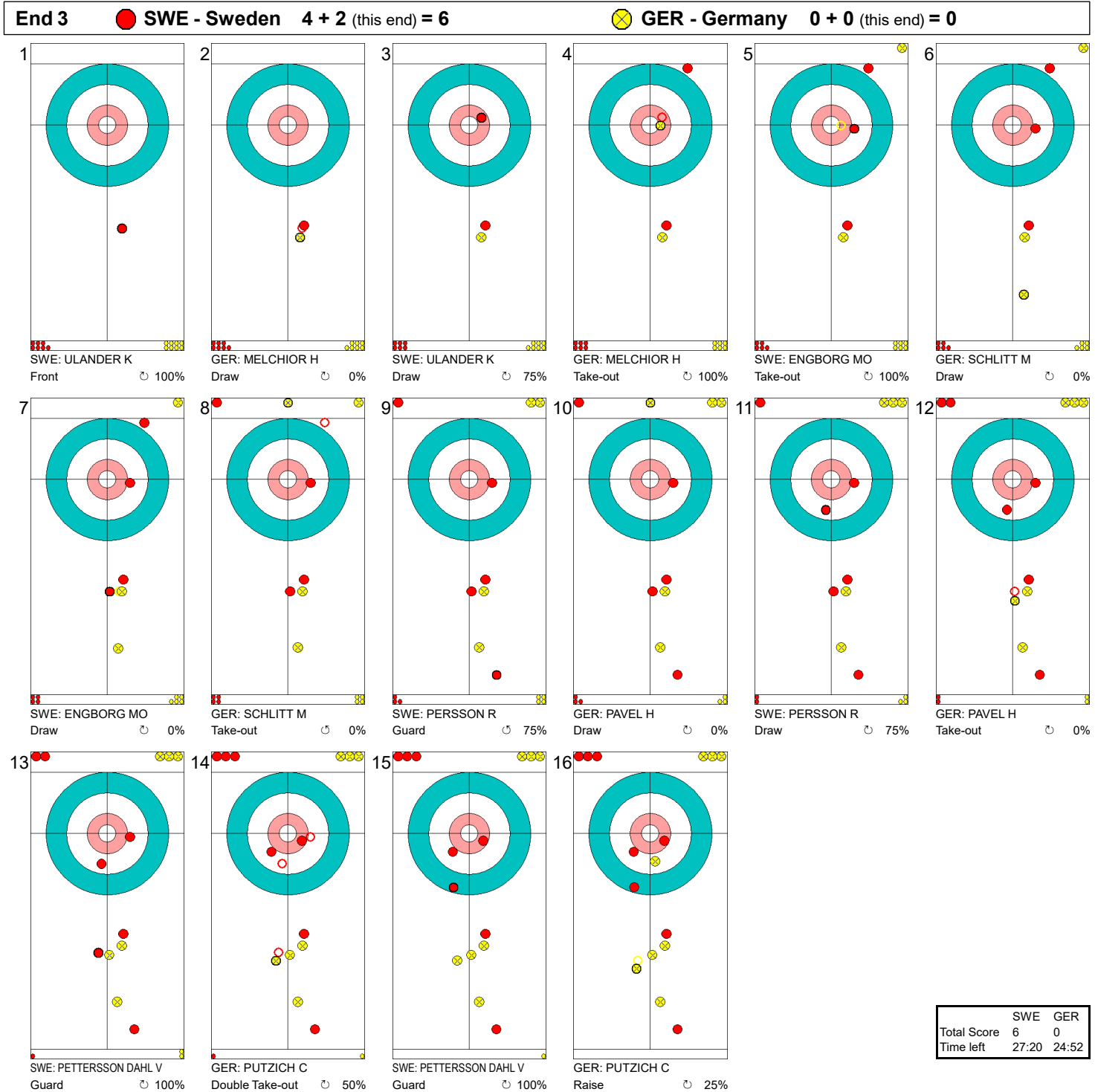
Game - Shot by Shot
게임-각각의 샷



Legend:
 ↻ Clockwise ↺ Counter-clockwise - Not considered



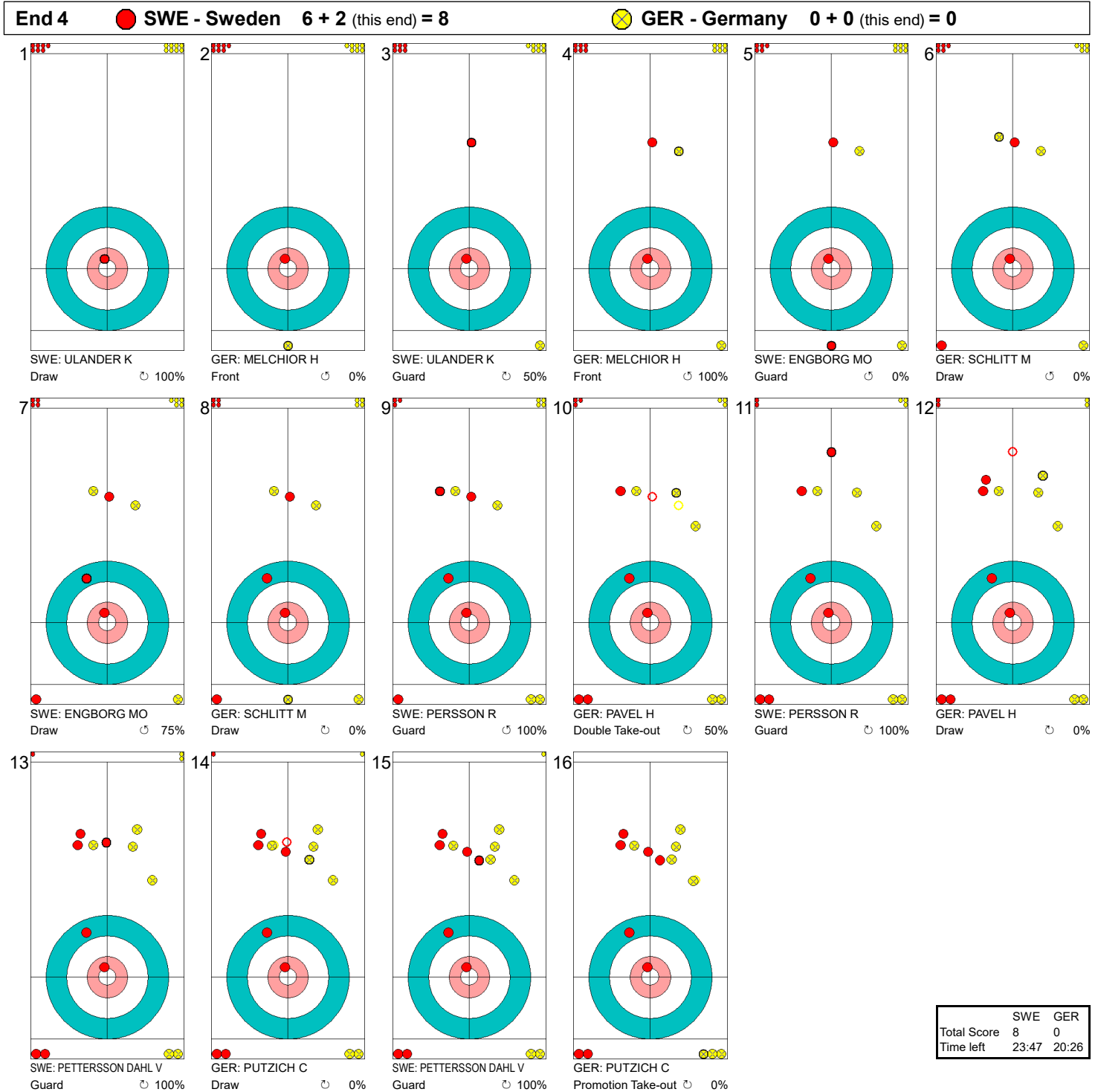
Game - Shot by Shot
게임-각각의 샷



Legend:
 ⤵ Clockwise ⤴ Counter-clockwise - Not considered



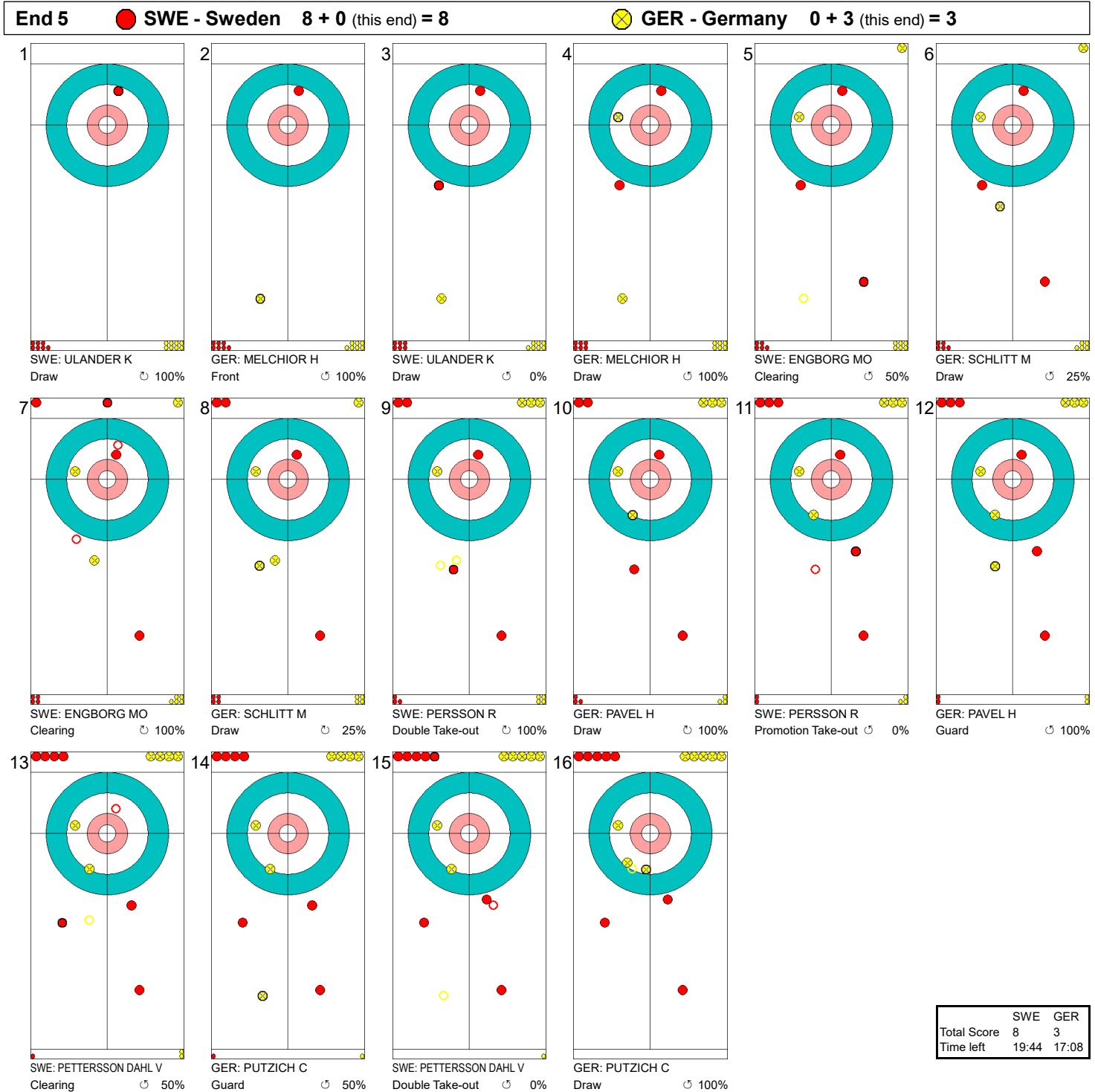
Game - Shot by Shot
게임-각각의 샷



Legend:
 ↻ Clockwise ↺ Counter-clockwise - Not considered



Game - Shot by Shot
게임-각각의 샷



Legend:
 ↻ Clockwise ↺ Counter-clockwise - Not considered



Game - Shot by Shot
게임-각각의 샷



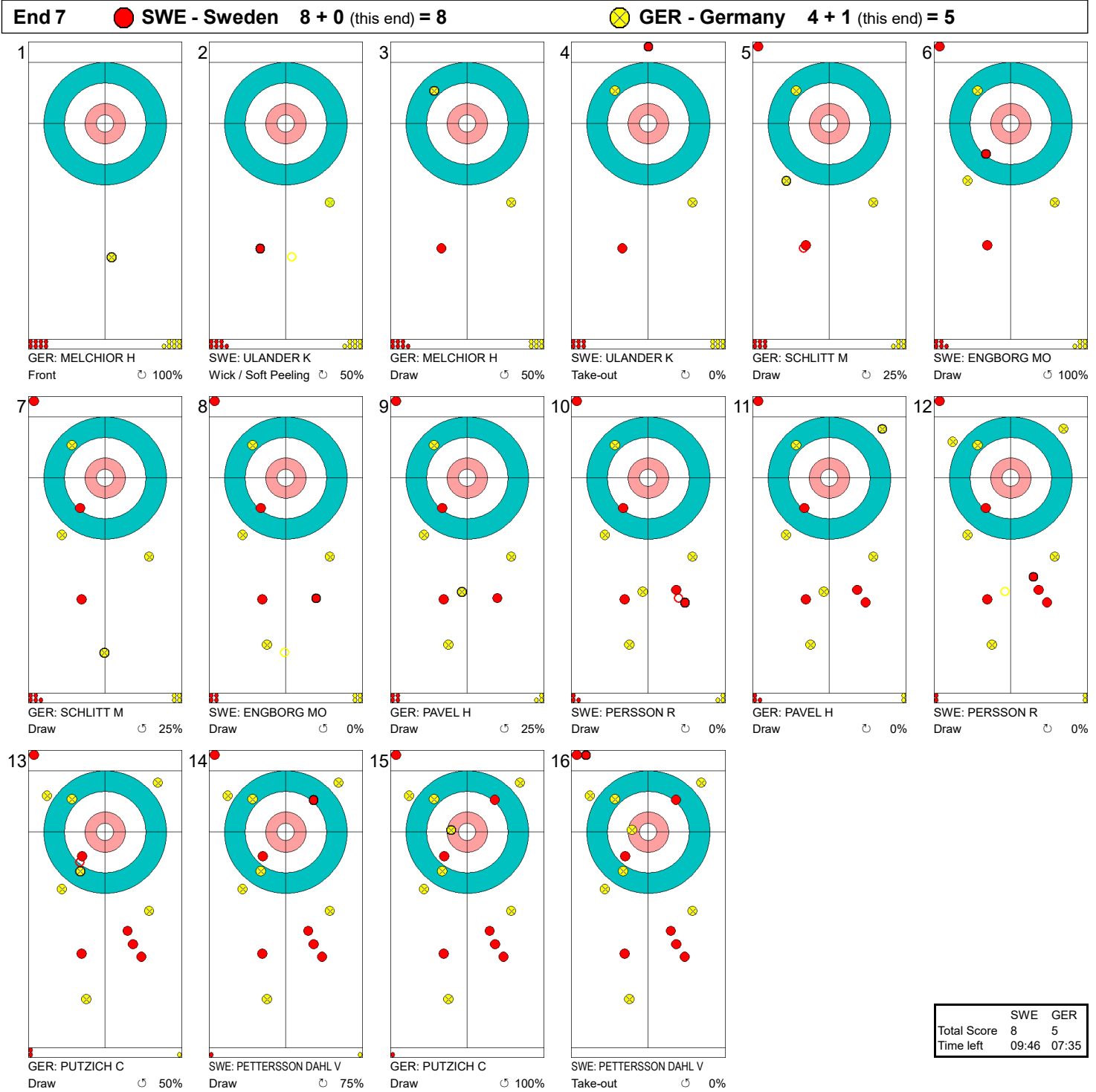
	SWE	GER
Total Score	8	4
Time left	15:18	11:29

Legend:
 ↻ Clockwise ↺ Counter-clockwise - Not considered





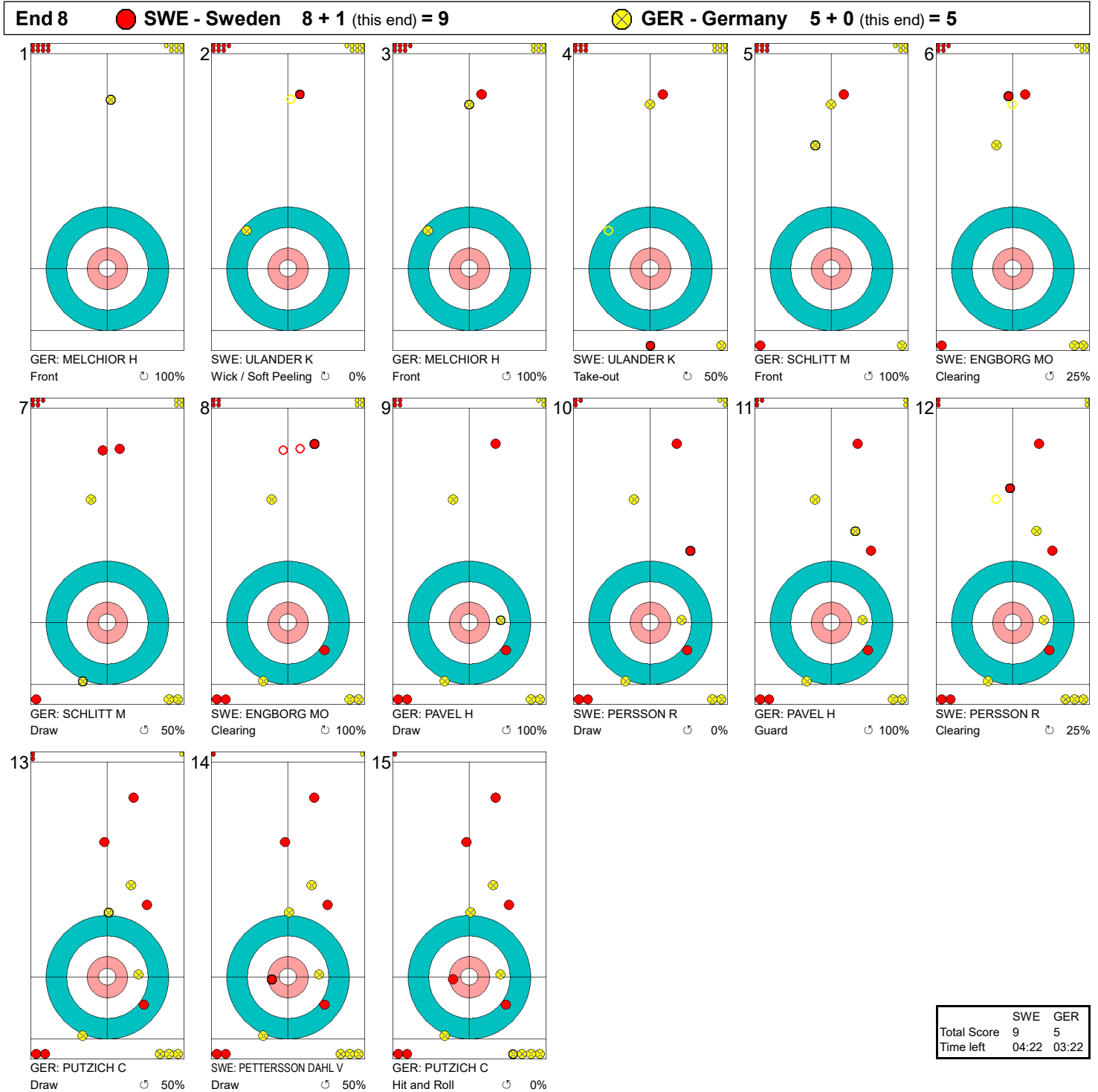
Game - Shot by Shot
게임-각각의 샷



Legend:
 ↻ Clockwise ↺ Counter-clockwise - Not considered



Game - Shot by Shot
게임-각각의 샷



Legend:
 ↻ Clockwise ↺ Counter-clockwise - Not considered



Game Results

대회 경기결과

Sheet	Game	Team	LSFE	1	2	3	4	5	6	7	8	Extra Ends	Total
D	7	FIN - Finland		0	0	3	0	1	2	1	0		7
	6	SUI - Switzerland	*	3	2	0	3	0	0	0	2		10

FIN - Finland			Shot Success	Game	All
4 S	KARJALAINEN Sari	F	34%		53%
3 V	KARJALAINEN Markku	M	52%		51%
2	JAASKELAINEN Yrjo Tapani	M	50%		48%
1	SAROSALO Riitta	F	53%		54%
A	LEPPANEN Vesa	M	-		36%
Team Total			47%		50%

SUI - Switzerland			Shot Success	Game	All
4 S	WAGNER Felix	M	48%		54%
3 V	HUETTENMOSER Claudia	F	56%		56%
2	BODENMANN Marcel	M	44%		58%
1	BLAUDEL-THOMANN Beatrix	F	38%		65%
A	BURGENER Hans	M	-		-
Team Total			46%		58%

Last Stone Draw		Distance
⌚	KARJALAINEN Markku	199.6cm
⌚	JAASKELAINEN Yrjo Tapani	199.6cm
Total		399.2cm

Time remaining: 0 minutes 11 seconds
Time-out: End 8 - FIN stone 7

Last Stone Draw		Distance
⌚	HUETTENMOSER Claudia	199.6cm
⌚	BODENMANN Marcel	121.4cm
Total		321.0cm

Time remaining: 1 minute 32 seconds
Time-out: End 6 - SUI stone 3

Shot Success Analysis

FIN - Finland		⌚	⌚	Game
4	KARJALAINEN Sari	Draws	7 43%	8 31% 15 37%
		Take-outs	0 -	1 0% 1 0%
		Total	7 43%	9 28% 16 34%
3	KARJALAINEN Markku	Draws	8 56%	3 25% 11 48%
		Take-outs	4 50%	1 100% 5 60%
		Total	12 54%	4 44% 16 52%
2	JAASKELAINEN Yrjo Tapani	Draws	9 56%	4 19% 13 44%
		Take-outs	3 75%	0 - 3 75%
		Total	12 60%	4 19% 16 50%
1	SAROSALO Riitta	Draws	15 52%	1 75% 16 53%
		Take-outs	0 -	0 - 0 -
		Total	15 52%	1 75% 16 53%
A	LEPPANEN Vesa	Draws	0 -	0 - 0 -
		Take-outs	0 -	0 - 0 -
		Total	0 -	0 - 0 -
Team		Draws	39 52%	16 30% 55 45%
		Take-outs	7 61%	2 50% 9 58%
		Total	46 53%	18 32% 64 47%

SUI - Switzerland		⌚	⌚	Game
4	WAGNER Felix	Draws	5 65%	3 67% 8 66%
		Take-outs	4 50%	3 0% 7 29%
		Total	9 58%	6 33% 15 48%
3	HUETTENMOSER Claudia	Draws	5 60%	1 75% 6 63%
		Take-outs	6 63%	4 38% 10 53%
		Total	11 61%	5 45% 16 56%
2	BODENMANN Marcel	Draws	4 50%	0 - 4 50%
		Take-outs	8 34%	4 56% 12 42%
		Total	12 40%	4 56% 16 44%
1	BLAUDEL-THOMANN Beatrix	Draws	12 44%	4 19% 16 38%
		Take-outs	0 -	0 - 0 -
		Total	12 44%	4 19% 16 38%
A	BURGENER Hans	Draws	0 -	0 - 0 -
		Take-outs	0 -	0 - 0 -
		Total	0 -	0 - 0 -
Team		Draws	26 52%	8 44% 34 50%
		Take-outs	18 47%	11 34% 29 42%
		Total	44 50%	19 38% 63 46%

Note:
Position and function for each team member:
4 = Fourth, 3 = Third, 2 = Second, 1 = Lead, A = Alternate, S = Skip, V = Vice-Skip

Legend:
⌚ Clockwise ⌚ Counter-clockwise F Female
LSFE(*) Last Stone First End M Male



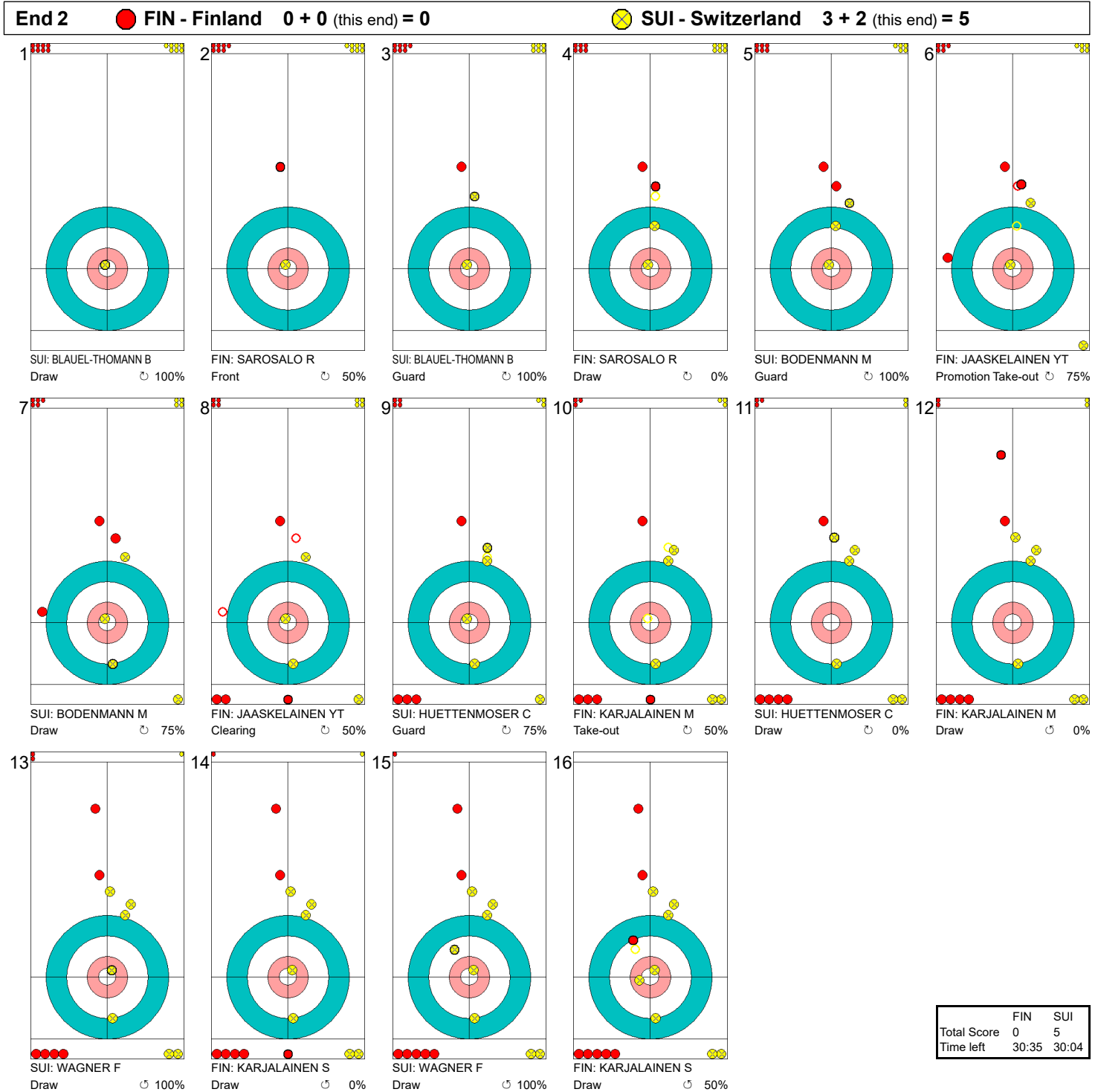
Game - Shot by Shot
 게임-각각의 샷



Legend:
 ↻ Clockwise ↻ Counter-clockwise - Not considered



Game - Shot by Shot
게임-각각의 샷



Legend:
 ↻ Clockwise ↺ Counter-clockwise - Not considered



Game - Shot by Shot
 게임-각각의 샷

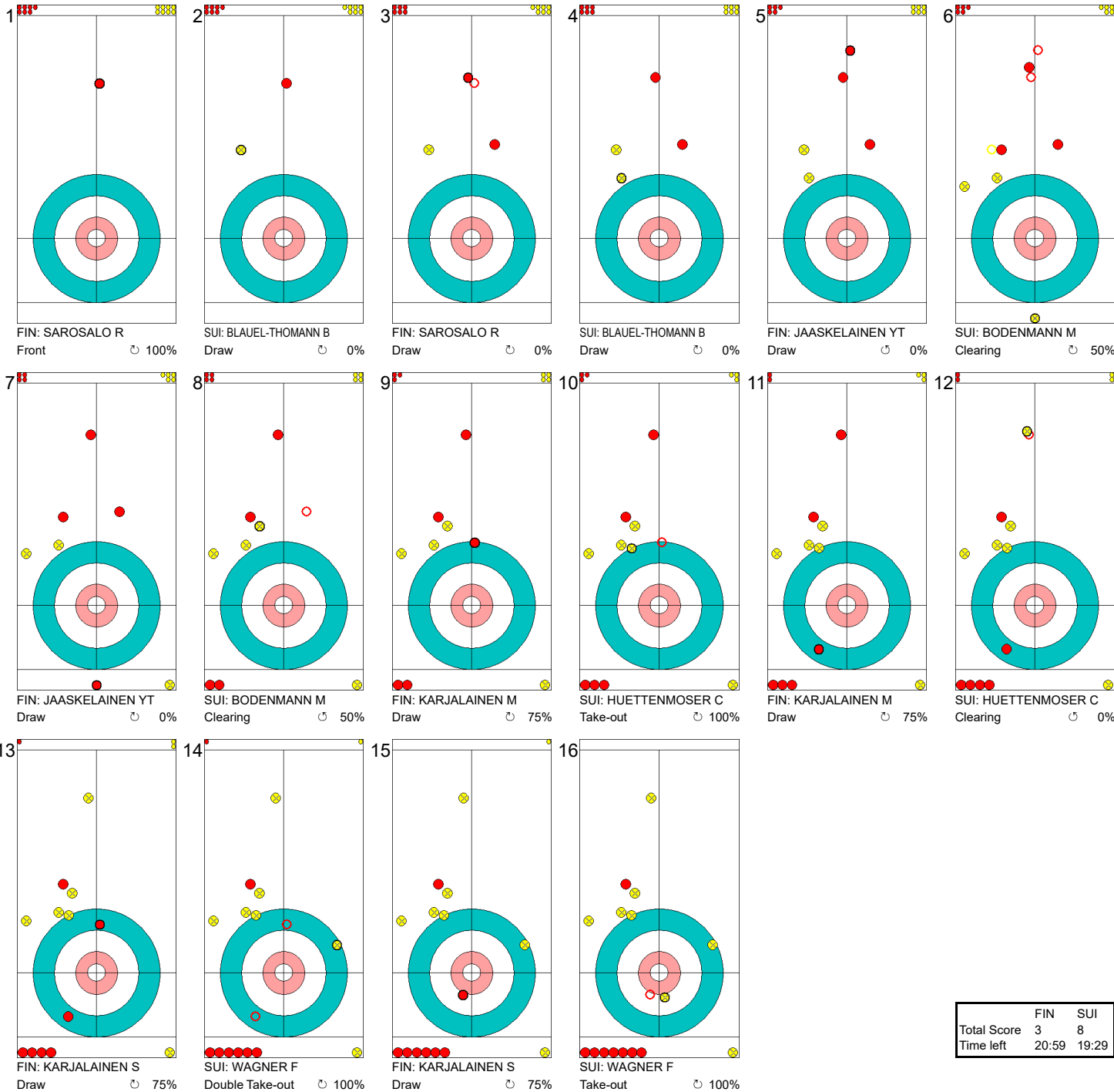


Legend:
 ↻ Clockwise ↺ Counter-clockwise - Not considered



Game - Shot by Shot
게임-각각의 샷

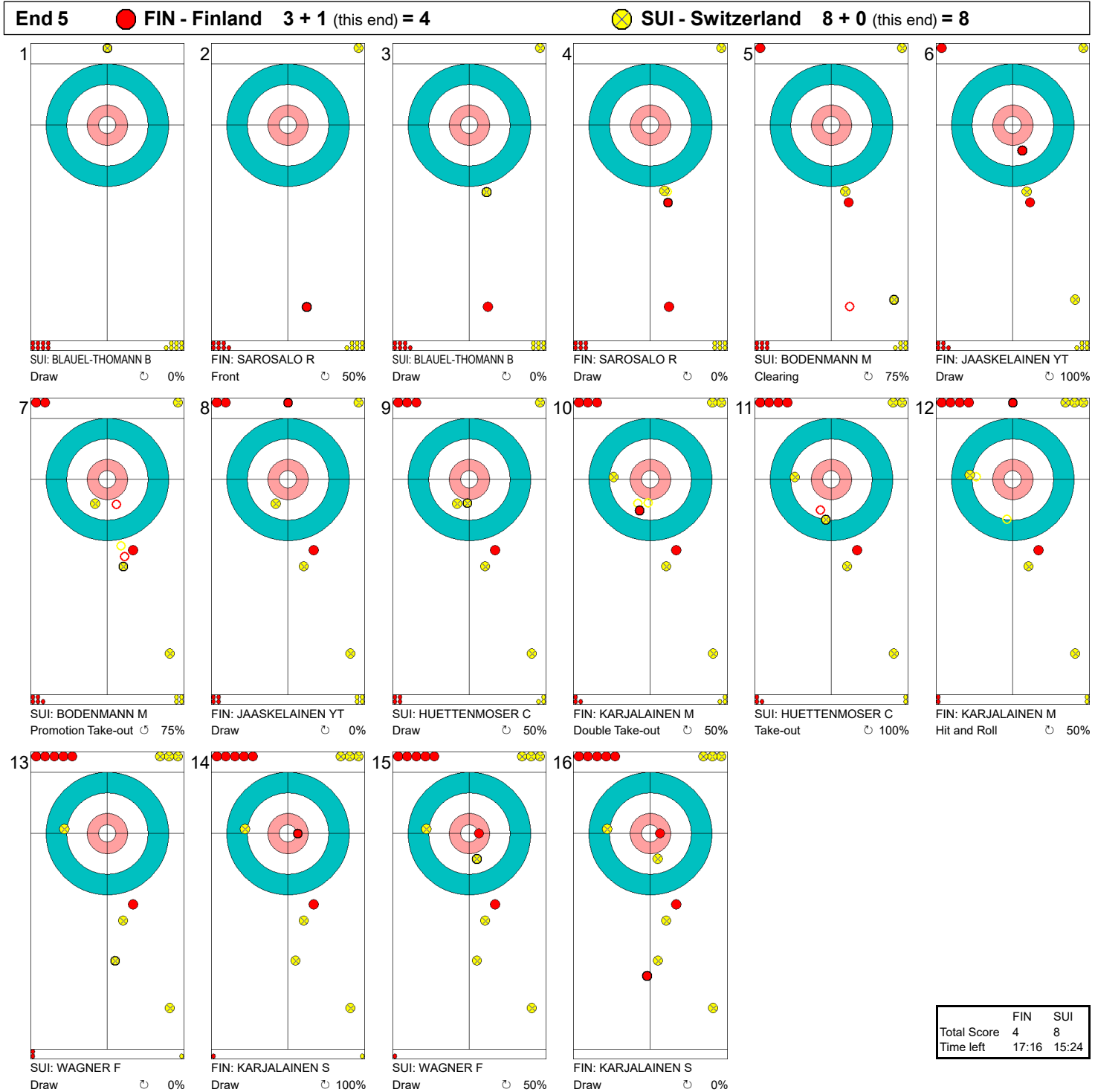
End 4 **FIN - Finland 3 + 0 (this end) = 3** **SUI - Switzerland 5 + 3 (this end) = 8**



Legend:
 ↻ Clockwise ↺ Counter-clockwise - Not considered



Game - Shot by Shot
 게임-각각의 샷



Legend:
 ↻ Clockwise ↺ Counter-clockwise - Not considered



Game - Shot by Shot
게임-각각의 샷

End 6 **FIN - Finland 4 + 2 (this end) = 6** **SUI - Switzerland 8 + 0 (this end) = 8**



	FIN	SUI
Total Score	6	8
Time left	12:31	10:26

Legend:
 ↻ Clockwise ↺ Counter-clockwise - Not considered



Game - Shot by Shot

게임-각각의 샷

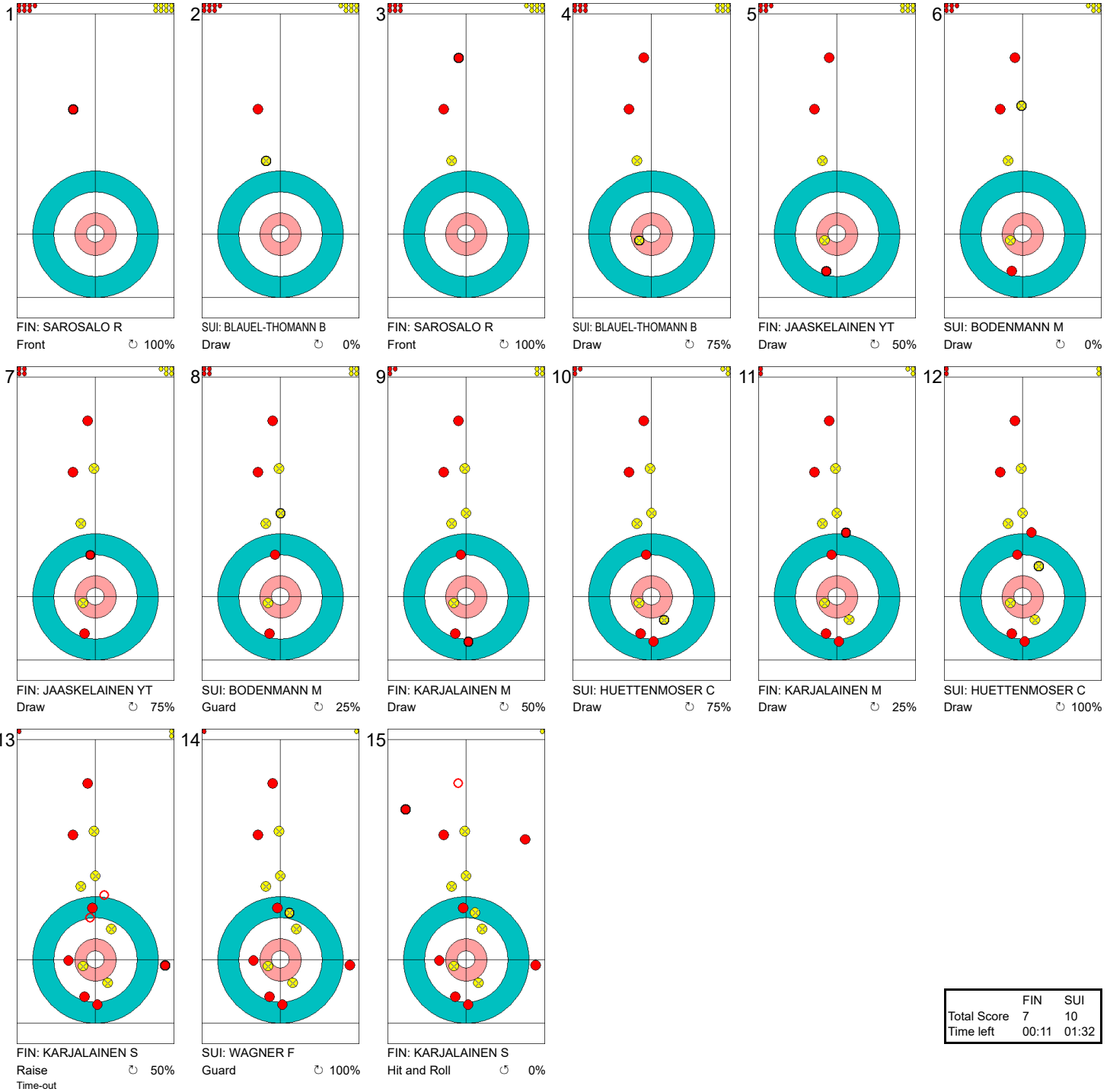


Legend:
 ↻ Clockwise ↺ Counter-clockwise - Not considered



Game - Shot by Shot
게임-각각의 샷

End 8 ● FIN - Finland 7 + 0 (this end) = 7 ⊗ SUI - Switzerland 8 + 2 (this end) = 10



	FIN	SUI
Total Score	7	10
Time left	00:11	01:32

Legend:
 ↻ Clockwise ↺ Counter-clockwise - Not considered



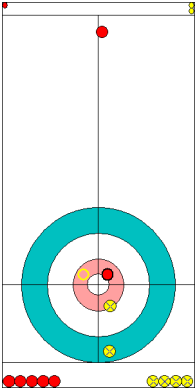
Most Important Shots

승부 유효 샷

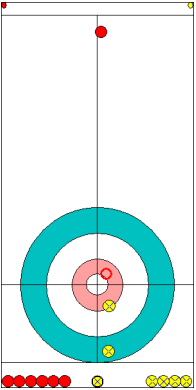
Sheet	Game	Team	LSFE	1	2	3	4	5	6	7	8	Extra Ends	Total	
A	6	USA - United States of America	●		0	1	1	0	1	0	1	0		4
	7	CHN - People's Republic of China	●	*	1	0	0	1	0	2	0	2		6

Most Important Shot:

After a nice Hit and Roll by the US team which brought them in scoring position behind a guard, the Chinese Skip WANG H played a very precise Clearing on that US shot stone. This then forced the US Skip to draw to the button with his last stone. He was light, giving away the win.



Before



After

End: 8

Team: CHN - People's Republic of China

Player: WANG Haitao

Team Stone: 1 2 3 4 5 6 ⑦ 8

Task: Clearing

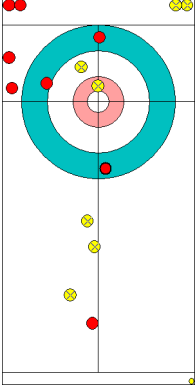
Rotation: ⤵

Shot Success: 100%

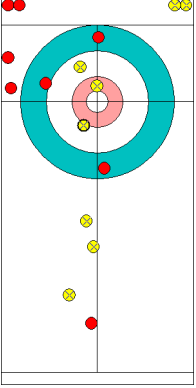
Sheet	Game	Team	LSFE	1	2	3	4	5	6	7	8	Extra Ends	Total
B	6	GBR - Great Britain	●	*	0	1	0	1	0	1	1	1	5
	7	SVK - Slovakia	●		1	0	3	0	2	0	0	0	6

Most Important Shot:

Slovakian Fourth PITONAK D played a nice Draw around a lot of guards to score 3 points and get a comfortable 4:1 lead early in the game.



Before



After

End: 3

Team: SVK - Slovakia

Player: PITONAK Dusan

Team Stone: 1 2 3 4 5 6 7 ⑧

Task: Draw

Rotation: ⤵

Shot Success: 100%



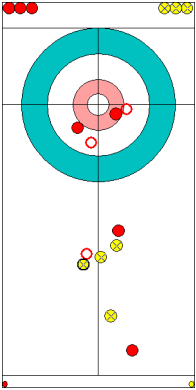
Most Important Shots

승부 유효 샷

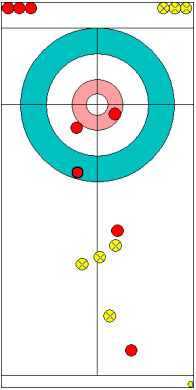
Sheet	Game	Team	LSFE	1	2	3	4	5	6	7	8	Extra Ends	Total
C	7	SWE - Sweden	●	*	1	3	2	2	0	0	0	1	9
	6	GER - Germany	●		0	0	0	0	3	1	1	0	5

Most Important Shot:

With two stones laying shot, the Swedish Skip PETERSSON DAHL V played a perfect Guard ending up in the twelve foot. The German Skip PUTZICH C was then forced to play a Raise over a long distance. She was light and the Swedish team stole 2 points.



Before



After

End: 3

Team: SWE - Sweden

Player: PETERSSON DAHL Viljo

Team Stone: 1 2 3 4 5 6 7 ⑧

Task: Guard

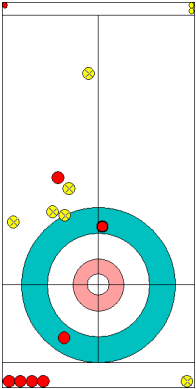
Rotation: ⤵

Shot Success: 100%

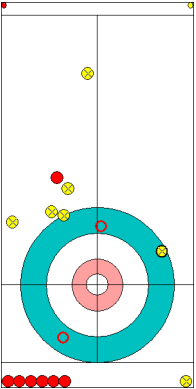
Sheet	Game	Team	LSFE	1	2	3	4	5	6	7	8	Extra Ends	Total
D	7	FIN - Finland	●		0	0	3	0	1	2	1	0	7
	6	SUI - Switzerland	●	*	3	2	0	3	0	0	0	2	10

Most Important Shot:

Swiss Skip Wagner F played an excellent Double Take-out, removing the 2 Finnish stones from scoring position and keeping the shooter in the house. Eventually team Switzerland scored 3 points and took a commanding 8:3 lead in the middle of the game.



Before



After

End: 4

Team: SUI - Switzerland

Player: WAGNER Felix

Team Stone: 1 2 3 4 5 6 ⑦ 8

Task: Double Take-out

Rotation: ⤵

Shot Success: 100%

Legend:
 ⤵ Clockwise ⤴ Counter-clockwise **LSFE(*)** Last Stone First End



Session Results and Standings

세션 결과 및 순위

Sheet	Game	Team	LSFE	1	2	3	4	5	6	7	8	Extra Ends	Total
A	6	FIN - Finland		0	0	1	1	0	1	0	X		3
	6	KOR - Republic of Korea	*	4	0	0	0	4	0	3	X		11
B	6	NOR - Norway		1	0	1	0	1	0	1	0		4
	6	SWE - Sweden	*	0	3	0	1	0	1	0	0		5
C	6	NPA - Neutral Paralympic Athletes		1	1	0	2	3	0	0	X		7
	6	SVK - Slovakia	*	0	0	2	0	0	2	1	X		5
D	6	CHN - People's Republic of China	*	1	1	0	3	0	0	0	X		5
	6	CAN - Canada		0	0	1	0	2	4	1	X		8

Current Standings

Rank	Team	Games	Wins	Losses
1	CHN - People's Republic of China	6	5	1
1	KOR - Republic of Korea	6	5	1
3	GBR - Great Britain	5	4	1
3	GER - Germany	5	4	1
5	CAN - Canada	6	4	2
6	NPA - Neutral Paralympic Athletes	6	3	3
7	SUI - Switzerland	5	2	3
8	NOR - Norway	6	2	4
8	SVK - Slovakia	6	2	4
10	USA - United States of America	5	1	4
11	FIN - Finland	6	1	5
11	SWE - Sweden	6	1	5

Note:
Under WCF rules, tie-breaking rules for standings are not applied until after the last game of the round robin.

Legend:
LSFE(*) Last Stone First End X Unplayed/unfinished end due to concession



Game Results

대회 경기결과

Sheet	Game	Team	LSFE	1	2	3	4	5	6	7	8	Extra Ends	Total
A	6	FIN - Finland		0	0	1	1	0	1	0	X		3
	6	KOR - Republic of Korea	*	4	0	0	0	4	0	3	X		11

FIN - Finland			Shot Success	Game	All
4 S	KARJALAINEN Sari	F	64%	56%	
3 V	KARJALAINEN Markku	M	55%	51%	
2	JAASKELAINEN Yrjo Tapani	M	71%	48%	
1	LEPPANEN Vesa	M	48%	36%	
A	SAROSALO Riitta	F	-	55%	
Team Total			60%	50%	

KOR - Republic of Korea			Shot Success	Game	All
4 V	CHA Jaegoan	M	71%	64%	
3	JUNG Seungwon	M	52%	64%	
2 S	SEO Soonseok	M	75%	65%	
1	BANG Min-Ja	F	66%	69%	
A	LEE Dongha	M	-	65%	
Team Total			66%	66%	

Last Stone Draw		Distance
⌚	LEPPANEN Vesa	199.6cm
⌚	KARJALAINEN Sari	199.6cm
Total		399.2cm

Time remaining: 9 minutes 56 seconds

Last Stone Draw		Distance
⌚	BANG Min-Ja	199.6cm
⌚	SEO Soonseok	47.3cm
Total		246.9cm

Time remaining: 9 minutes 21 seconds

Shot Success Analysis

FIN - Finland		⌚	⌚	Game
4	KARJALAINEN Sari	Draws	9 64%	0 - 9 64%
		Take-outs	5 65%	0 - 5 65%
		Total	14 64%	0 - 14 64%
3	KARJALAINEN Markku	Draws	6 63%	3 0% 9 42%
		Take-outs	3 75%	2 88% 5 80%
		Total	9 67%	5 35% 14 55%
2	JAASKELAINEN Yrjo Tapani	Draws	6 75%	2 38% 8 66%
		Take-outs	3 75%	3 83% 6 79%
		Total	9 75%	5 65% 14 71%
1	LEPPANEN Vesa	Draws	9 61%	2 13% 11 52%
		Take-outs	3 33%	0 - 3 33%
		Total	12 54%	2 13% 14 48%
A	SAROSALO Riitta	Draws	0 - 0 - 0 -	
		Take-outs	0 - 0 - 0 -	
		Total	0 - 0 - 0 -	
Team		Draws	30 65%	7 14% 37 55%
		Take-outs	14 63%	5 85% 19 68%
		Total	44 64%	12 44% 56 60%

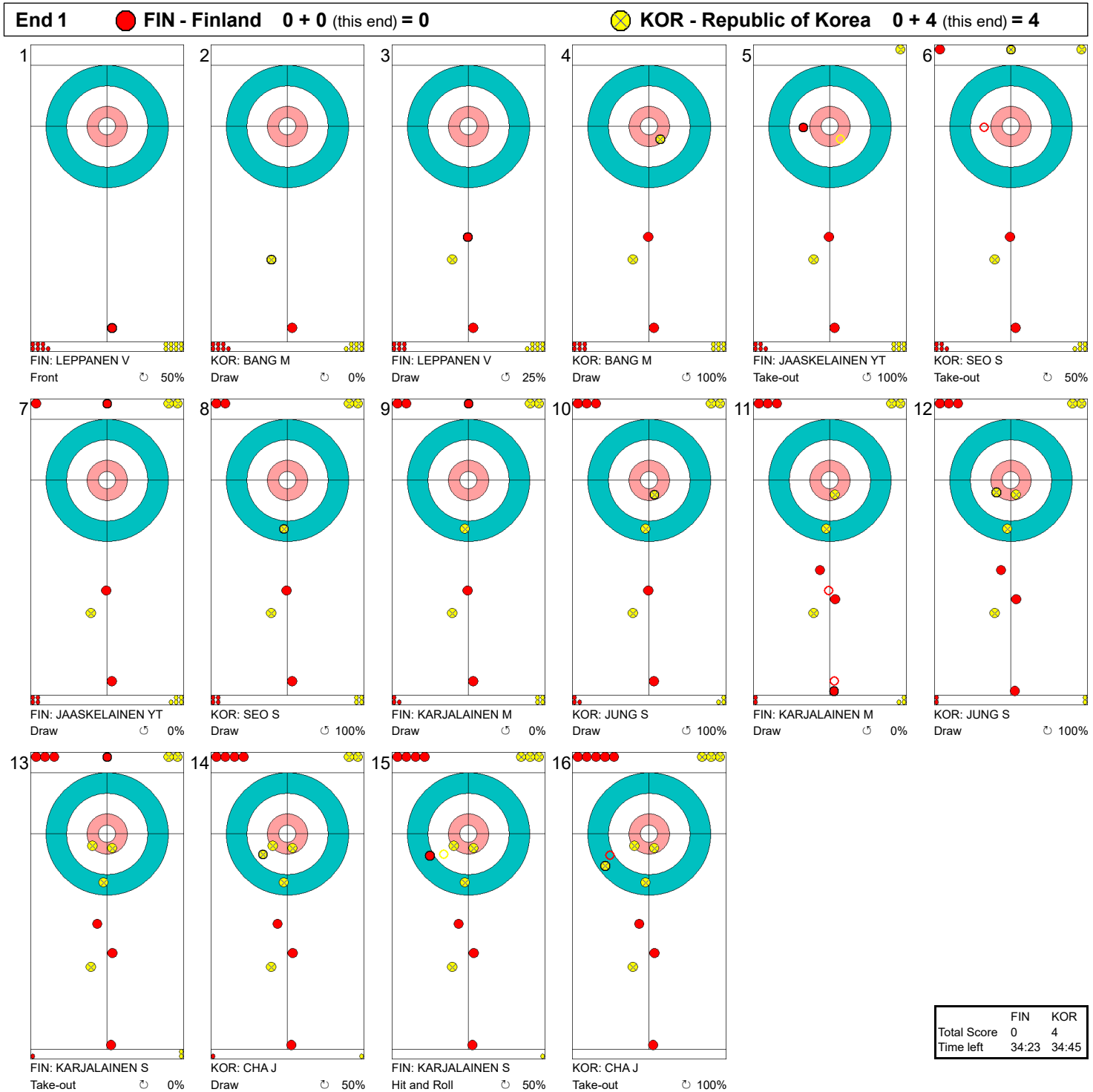
KOR - Republic of Korea		⌚	⌚	Game
4	CHA Jaegoan	Draws	1 50%	0 - 1 50%
		Take-outs	12 75%	1 50% 13 73%
		Total	13 73%	1 50% 14 71%
3	JUNG Seungwon	Draws	2 50%	3 58% 5 55%
		Take-outs	7 43%	2 75% 9 50%
		Total	9 44%	5 65% 14 52%
2	SEO Soonseok	Draws	1 75%	1 100% 2 88%
		Take-outs	9 83%	3 42% 12 73%
		Total	10 83%	4 56% 14 75%
1	BANG Min-Ja	Draws	7 64%	7 68% 14 66%
		Take-outs	0 - 0 - 0 -	
		Total	7 64%	7 68% 14 66%
A	LEE Dongha	Draws	0 - 0 - 0 -	
		Take-outs	0 - 0 - 0 -	
		Total	0 - 0 - 0 -	
Team		Draws	11 61%	11 68% 22 65%
		Take-outs	28 70%	6 54% 34 67%
		Total	39 67%	17 63% 56 66%

Note:
Position and function for each team member:
4 = Fourth, 3 = Third, 2 = Second, 1 = Lead, A = Alternate, S = Skip, V = Vice-Skip

Legend:
⌚ Clockwise ⌚ Counter-clockwise F Female
LSFE(*) Last Stone First End M Male X Unplayed/unfinished end due to concession




Game - Shot by Shot
 게임-각각의 샷



Legend:
 ↻ Clockwise ↺ Counter-clockwise - Not considered



Game - Shot by Shot
게임-각각의 샷



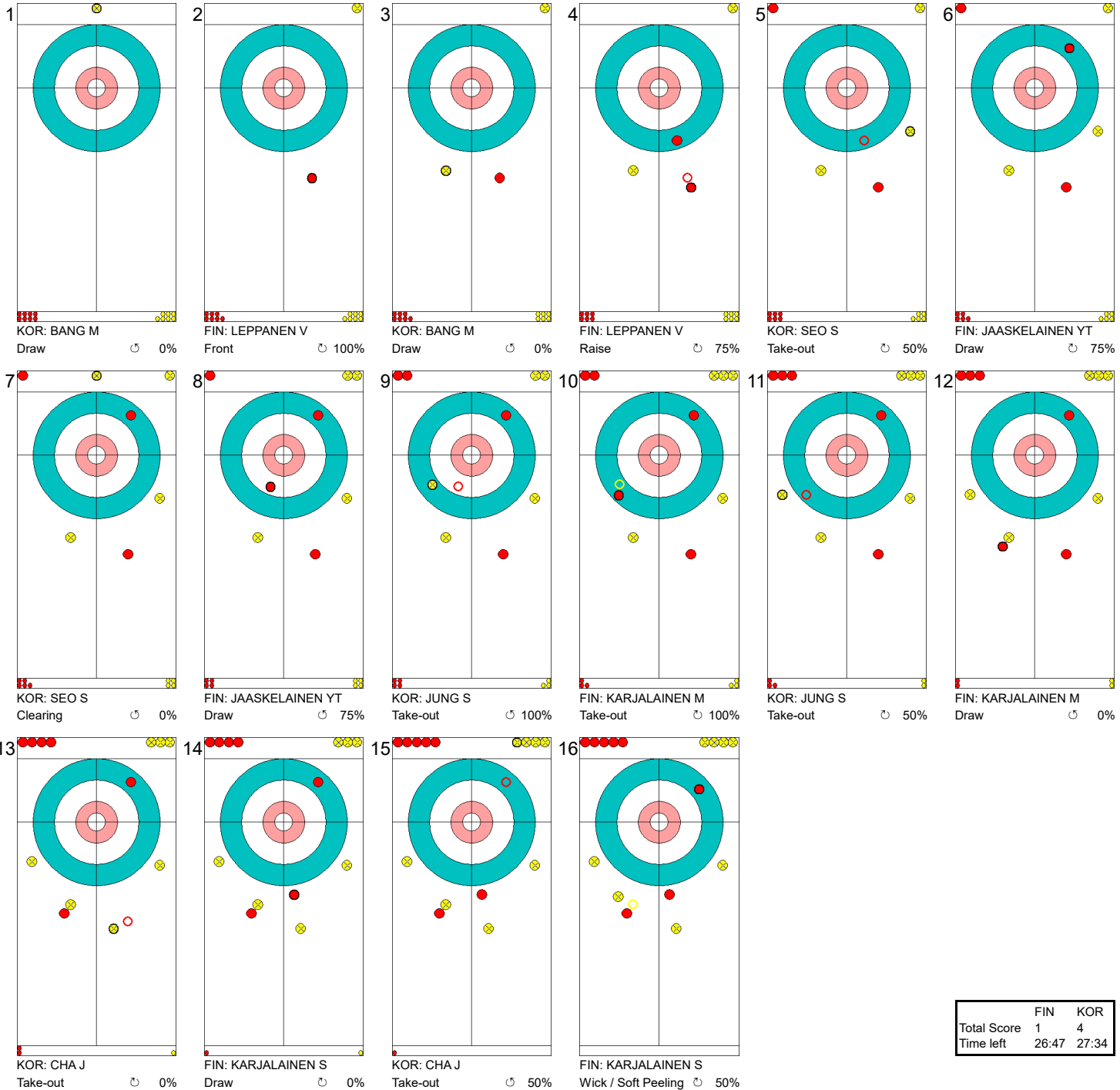
Legend:
 ↻ Clockwise ↺ Counter-clockwise - Not considered



Game - Shot by Shot

게임-각각의 샷

End 3 ● **FIN - Finland** 0 + 1 (this end) = 1 ● **KOR - Republic of Korea** 4 + 0 (this end) = 4



	FIN	KOR
Total Score	1	4
Time left	26:47	27:34

Legend:
 ↻ Clockwise ↺ Counter-clockwise - Not considered



Game - Shot by Shot
게임-각각의 샷

End 4 ● FIN - Finland 1 + 1 (this end) = 2 ○ KOR - Republic of Korea 4 + 0 (this end) = 4



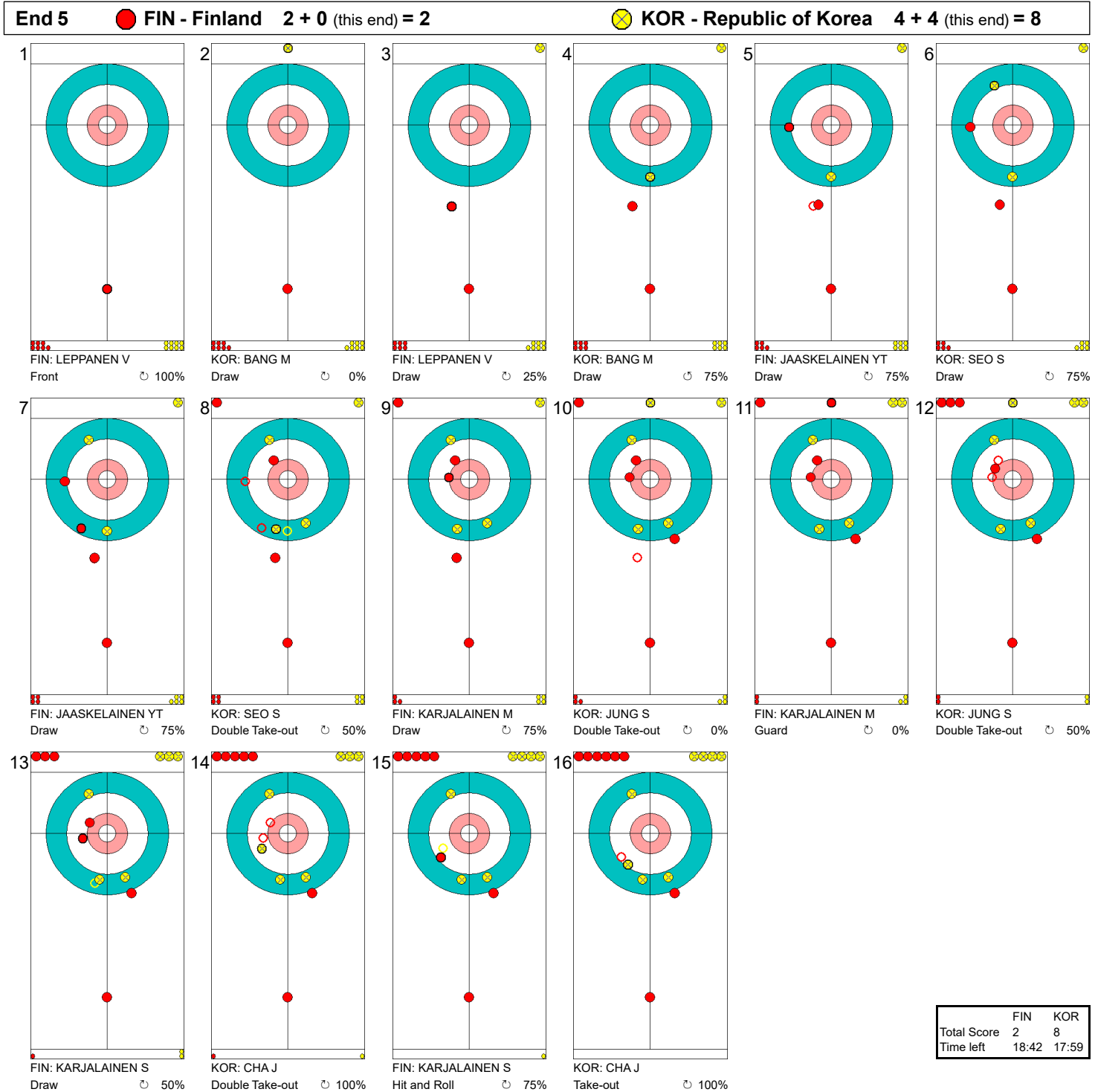
	FIN	KOR
Total Score	2	4
Time left	22:14	22:24

Legend:
 ↻ Clockwise ↺ Counter-clockwise - Not considered



Game - Shot by Shot

게임-각각의 샷

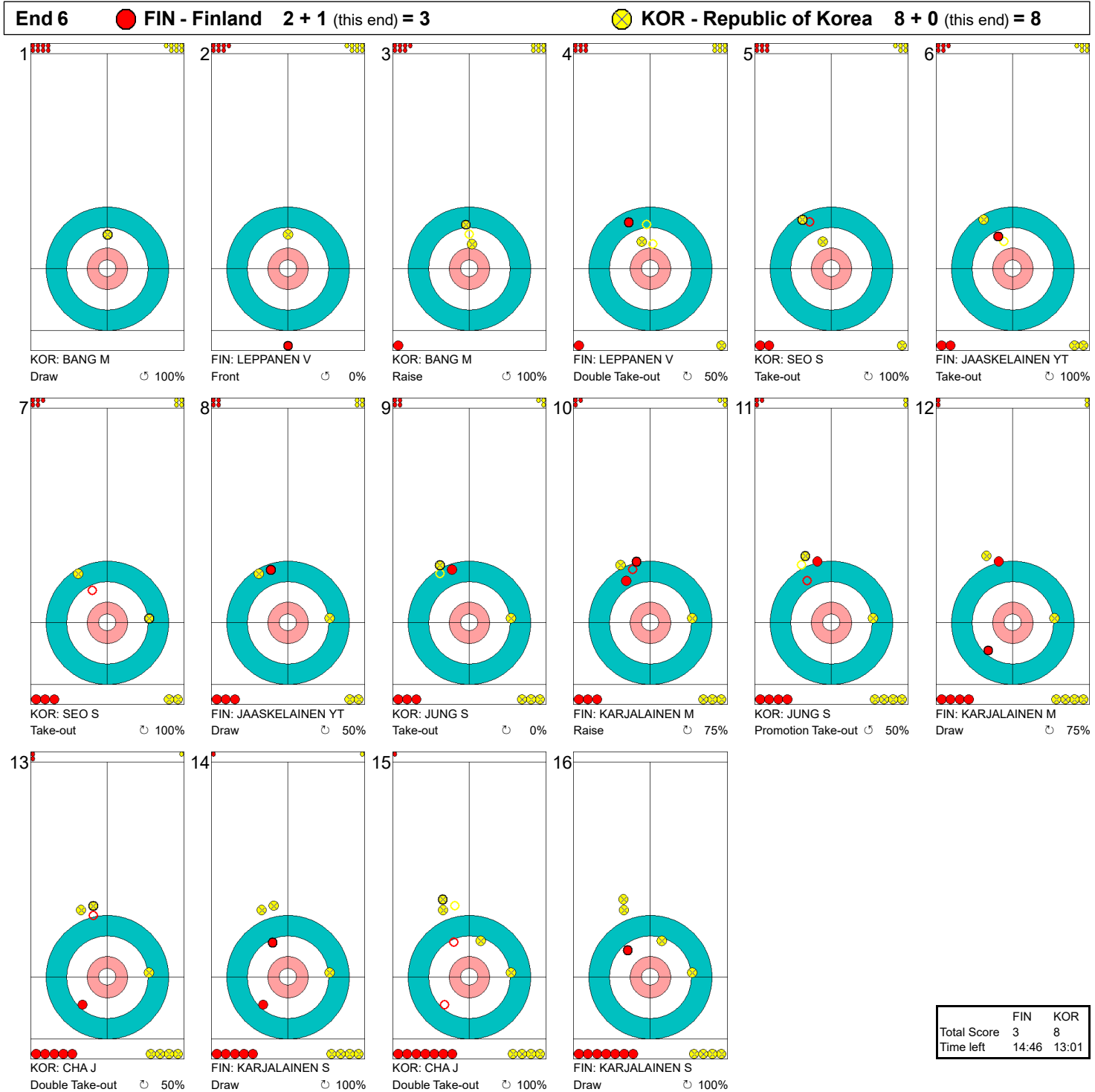


Legend:
 ↻ Clockwise ↺ Counter-clockwise - Not considered



Game - Shot by Shot

게임-각각의 샷

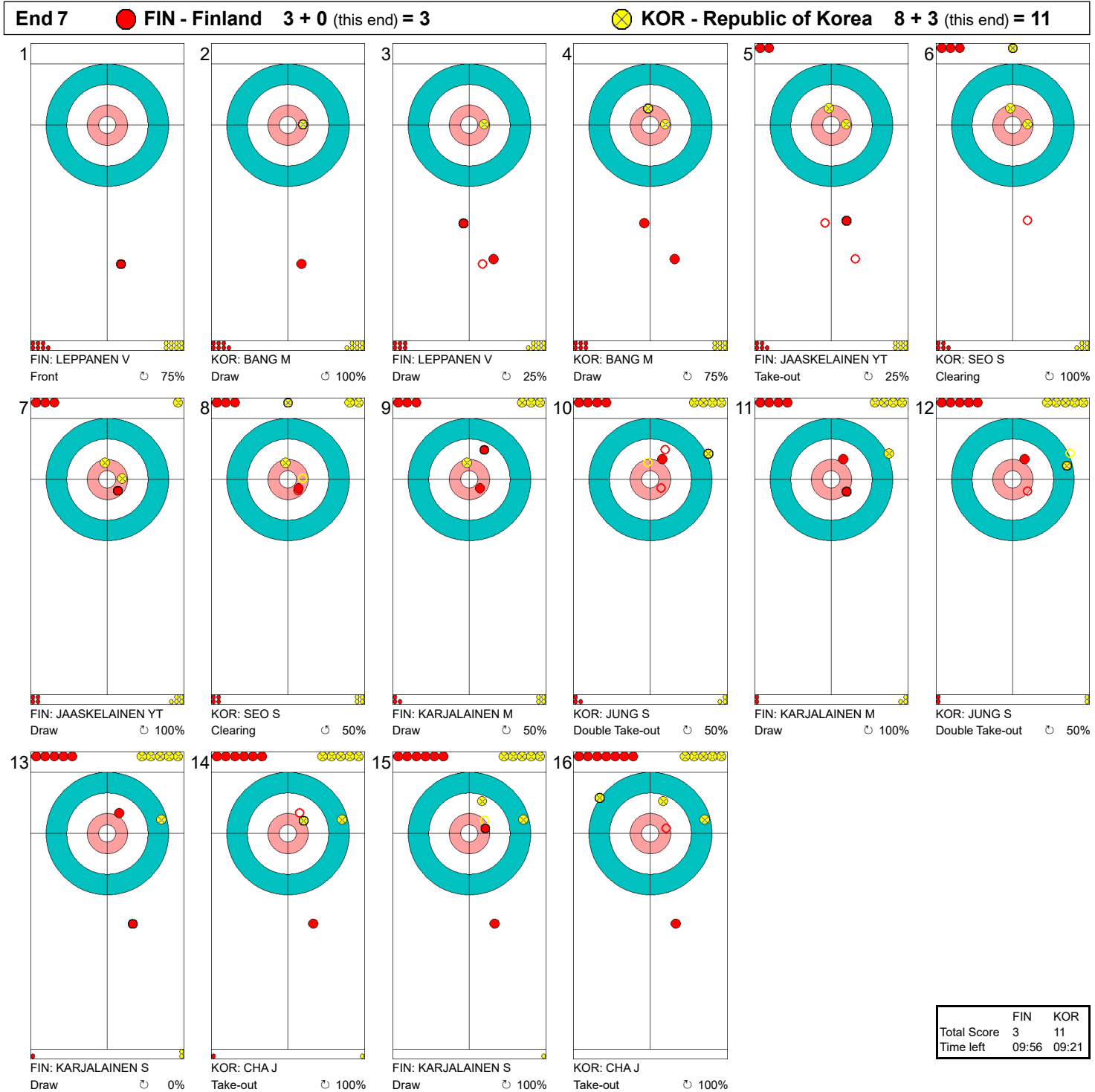


Legend:
 ↻ Clockwise ↺ Counter-clockwise - Not considered



Game - Shot by Shot

게임-각각의 샷



	FIN	KOR
Total Score	3	11
Time left	09:56	09:21

Legend:
 ↻ Clockwise ↺ Counter-clockwise - Not considered



Game Results

대회 경기결과

Sheet	Game	Team	LSFE	1	2	3	4	5	6	7	8	Extra Ends	Total
B	6	NOR - Norway		1	0	1	0	1	0	1	0		4
	6	SWE - Sweden	*	0	3	0	1	0	1	0	0		5

NOR - Norway			Shot Success	
			Game	All
4 S	STORDAHL Jostein	M	48%	58%
3 V	LORENTSEN Rune	M	36%	49%
2	SYVERSEN Ole Fredrik	M	58%	61%
1	LOECHEN Sissel	F	50%	60%
A	IVERSEN Rikke	F	-	-
Team Total			48%	57%

SWE - Sweden			Shot Success	
			Game	All
4 S	PETTERSSON DAHL Viljo	M	62%	46%
3	PERSSON Ronny	M	58%	46%
2	ENGBORG Mats Ola	M	52%	55%
1 V	ULANDER Kicki	F	59%	64%
A	REPPE Zandra	F	-	71%
Team Total			58%	53%

Last Stone Draw		Distance
⌚	LOECHEN Sissel	199.6cm
⌚	LORENTSEN Rune	98.7cm
Total		298.3cm

Time remaining: 1 minute 19 seconds

Time-out: End 8 - NOR stone 3

Last Stone Draw		Distance
⌚	ULANDER Kicki	101.5cm
⌚	ENGBORG Mats Ola	83.1cm
Total		184.6cm

Time remaining: 1 minute 8 seconds

Time-out: End 7 - SWE stone 7

Shot Success Analysis

NOR - Norway		⌚	⌚	Game	
4	STORDAHL Jostein	Draws	10 48%	2 50%	12 48%
		Take-outs	1 50%	3 50%	4 50%
		Total	11 48%	5 50%	16 48%
3	LORENTSEN Rune	Draws	10 40%	4 44%	14 41%
		Take-outs	0 -	2 0%	2 0%
		Total	10 40%	6 29%	16 36%
2	SYVERSEN Ole Fredrik	Draws	4 50%	6 54%	10 53%
		Take-outs	2 50%	4 75%	6 67%
		Total	6 50%	10 63%	16 58%
1	LOECHEN Sissel	Draws	11 59%	3 33%	14 54%
		Take-outs	1 0%	1 50%	2 25%
		Total	12 54%	4 38%	16 50%
A	IVERSEN Rikke	Draws	0 -	0 -	0 -
		Take-outs	0 -	0 -	0 -
		Total	0 -	0 -	0 -
Team		Draws	35 49%	15 47%	50 49%
		Take-outs	4 38%	10 50%	14 46%
		Total	39 48%	25 48%	64 48%

SWE - Sweden		⌚	⌚	Game	
4	PETTERSSON DAHL Viljo	Draws	6 46%	2 63%	8 50%
		Take-outs	4 69%	3 83%	7 75%
		Total	10 55%	5 75%	15 62%
3	PERSSON Ronny	Draws	3 42%	4 50%	7 46%
		Take-outs	8 63%	1 100%	9 67%
		Total	11 57%	5 60%	16 58%
2	ENGBORG Mats Ola	Draws	5 60%	2 0%	7 43%
		Take-outs	7 54%	2 75%	9 58%
		Total	12 56%	4 38%	16 52%
1	ULANDER Kicki	Draws	13 58%	2 50%	15 57%
		Take-outs	1 100%	0 -	1 100%
		Total	14 61%	2 50%	16 59%
A	REPPE Zandra	Draws	0 -	0 -	0 -
		Take-outs	0 -	0 -	0 -
		Total	0 -	0 -	0 -
Team		Draws	27 54%	10 43%	37 51%
		Take-outs	20 63%	6 83%	26 67%
		Total	47 57%	16 58%	63 58%

Note:

Position and function for each team member:

4 = Fourth, 3 = Third, 2 = Second, 1 = Lead, A = Alternate, S = Skip, V = Vice-Skip

Legend:

⌚ Clockwise

⌚ Counter-clockwise

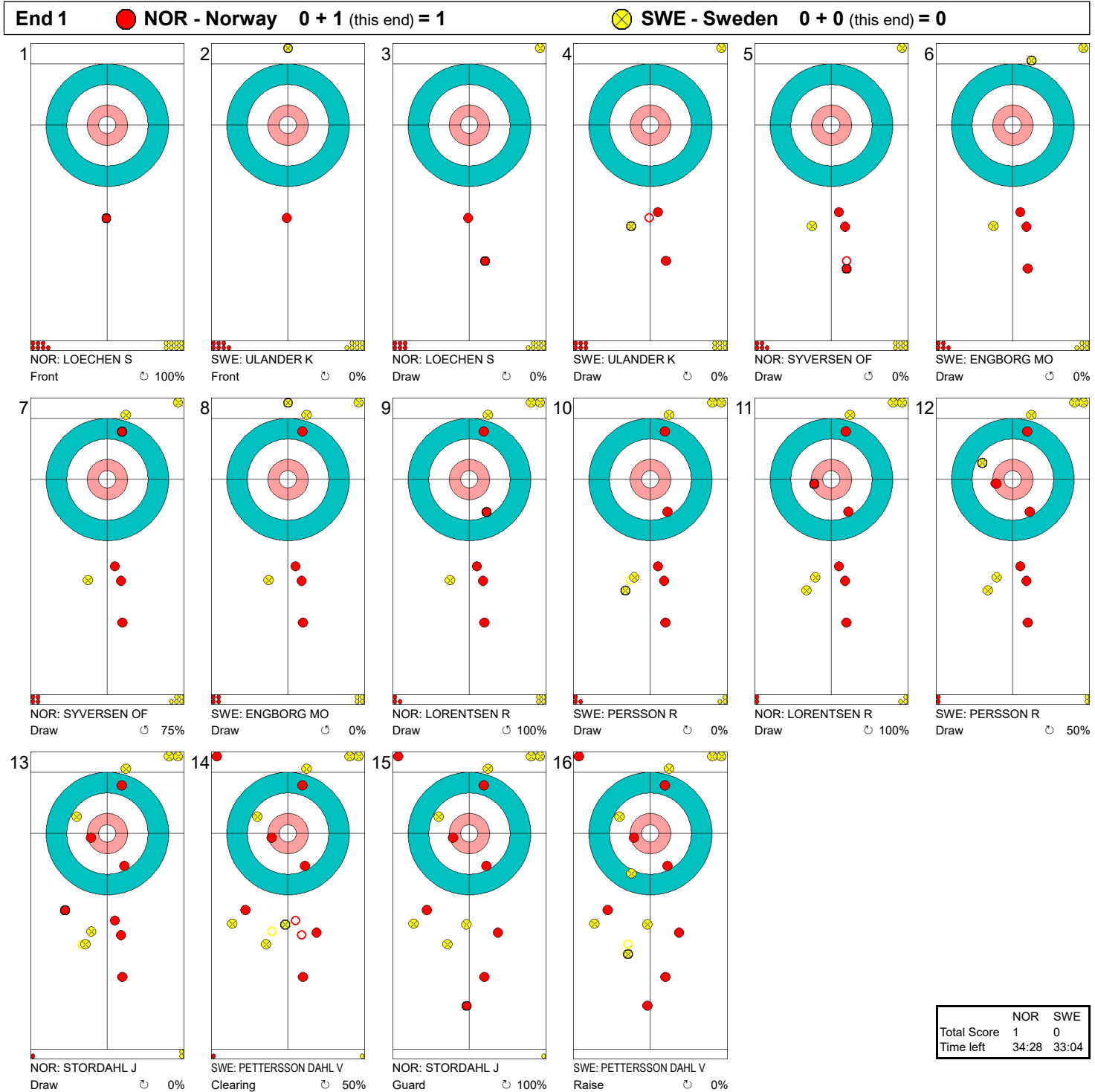
F Female



LSFE(*) Last Stone First End

M Male



Game - Shot by Shot
 게임-각각의 샷



Legend:
 Clockwise
  Counter-clockwise
 - Not considered



Game - Shot by Shot

게임-각각의 샷

End 2 **NOR - Norway 1 + 0 (this end) = 1** **SWE - Sweden 0 + 3 (this end) = 3**



	NOR	SWE
Total Score	1	3
Time left	29:58	28:48

Legend:			
↻	Clockwise	↺	Counter-clockwise
-	Not considered		



Game - Shot by Shot

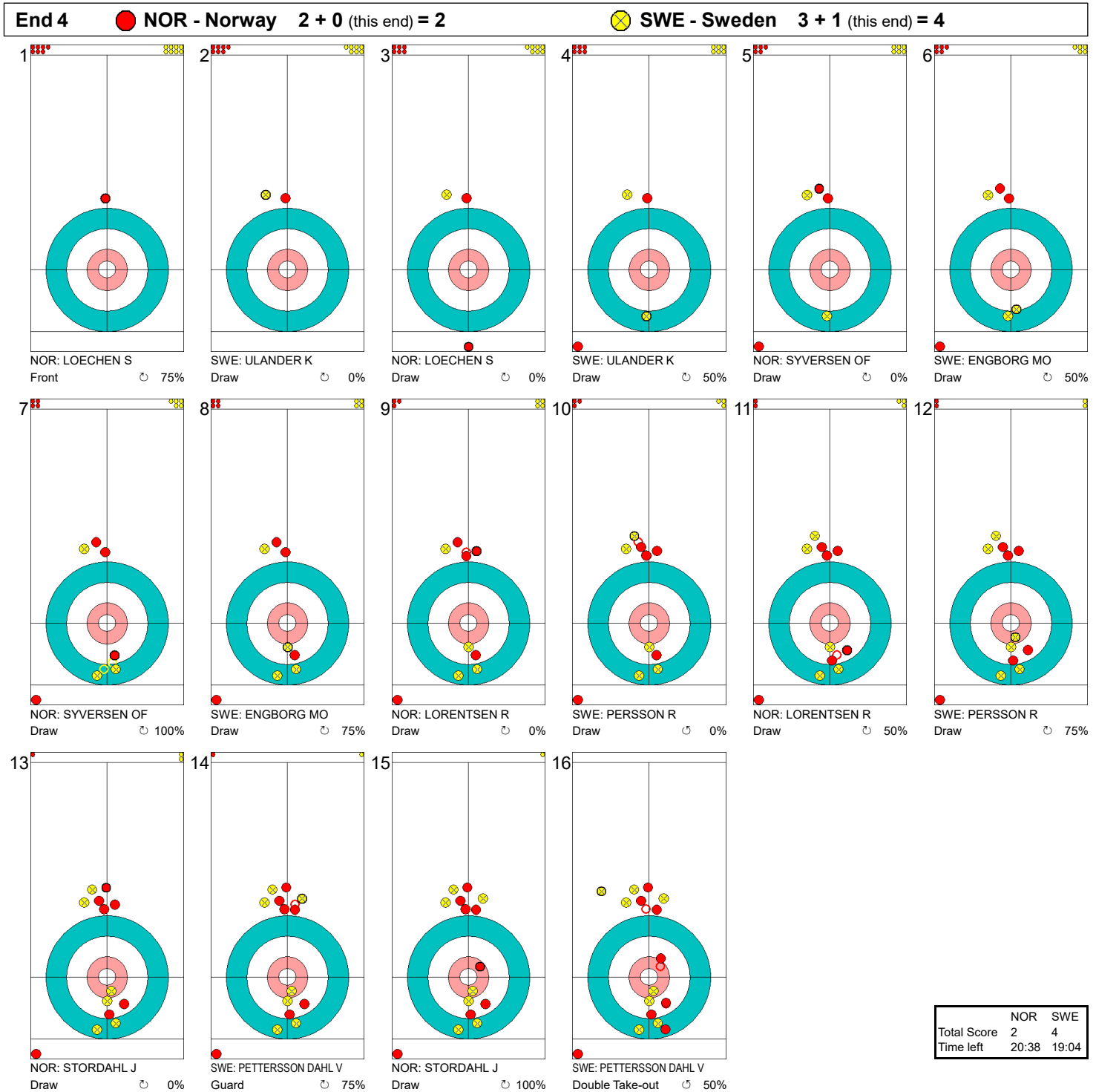
게임-각각의 샷



Legend:
 ↻ Clockwise ↺ Counter-clockwise - Not considered



Game - Shot by Shot
게임-각각의 샷

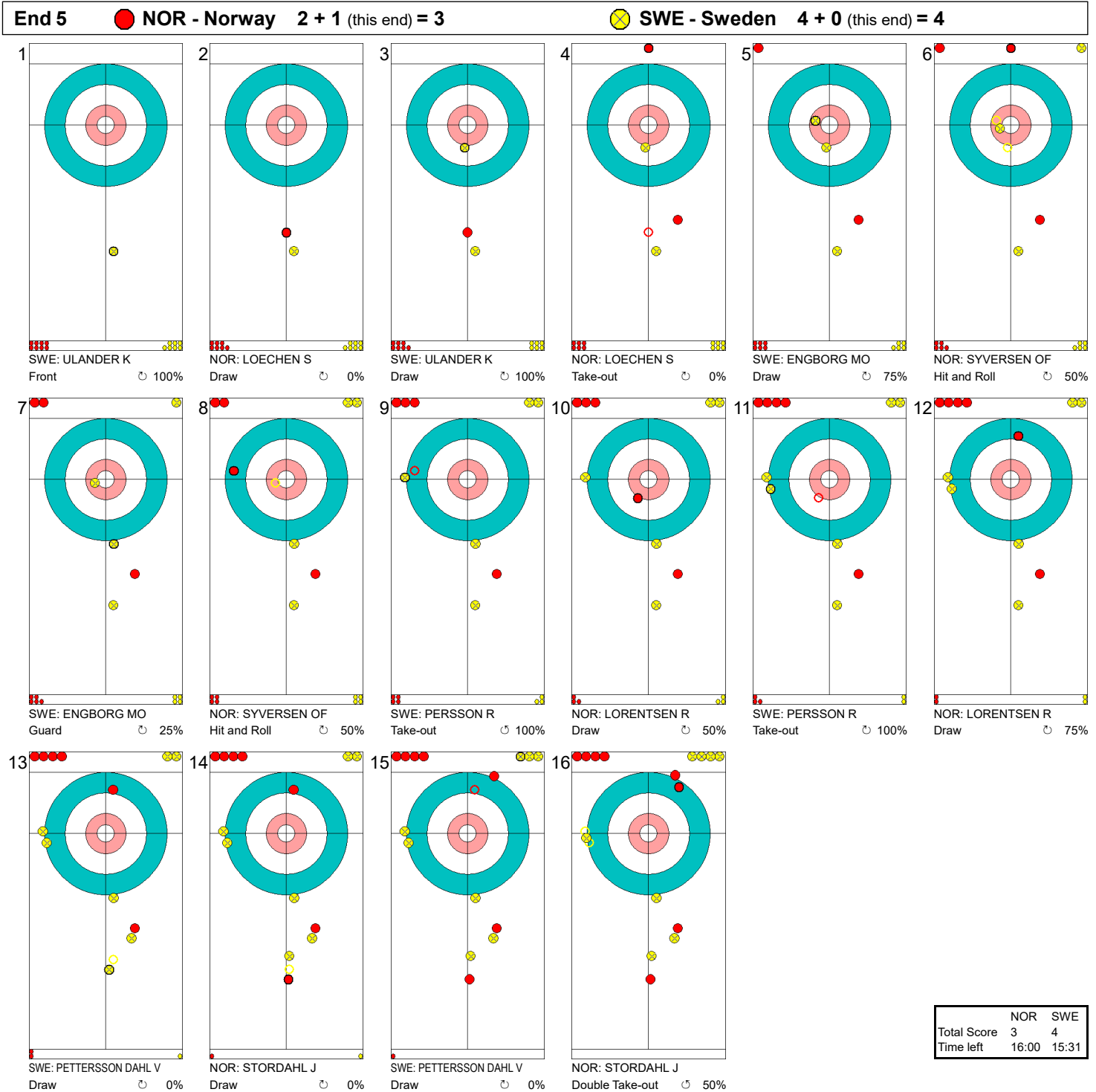


Legend:
 Clockwise Counter-clockwise - Not considered



Game - Shot by Shot

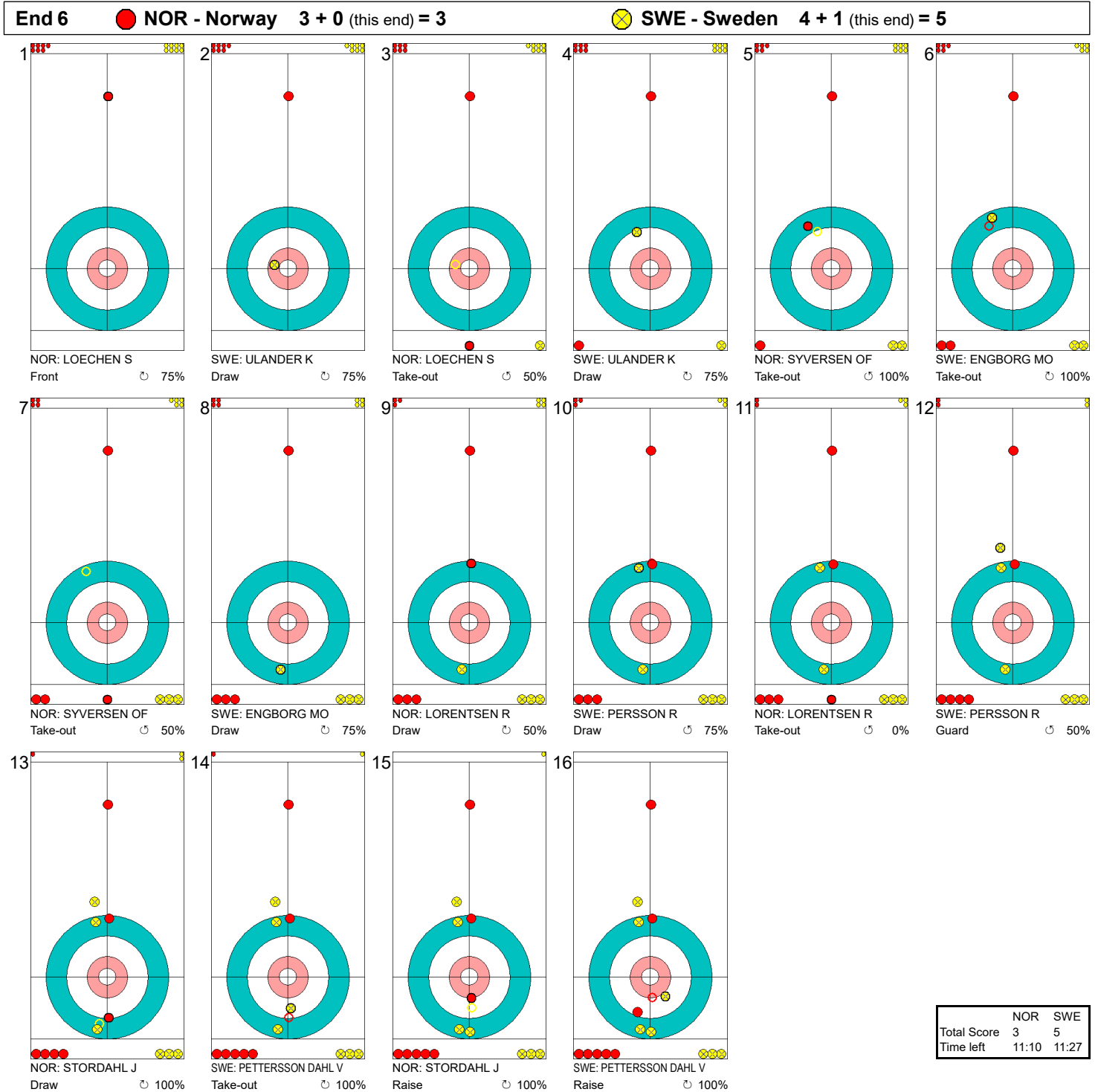
게임-각각의 샷



Legend:
 Clockwise
 Counter-clockwise
 - Not considered



Game - Shot by Shot
게임-각각의 샷

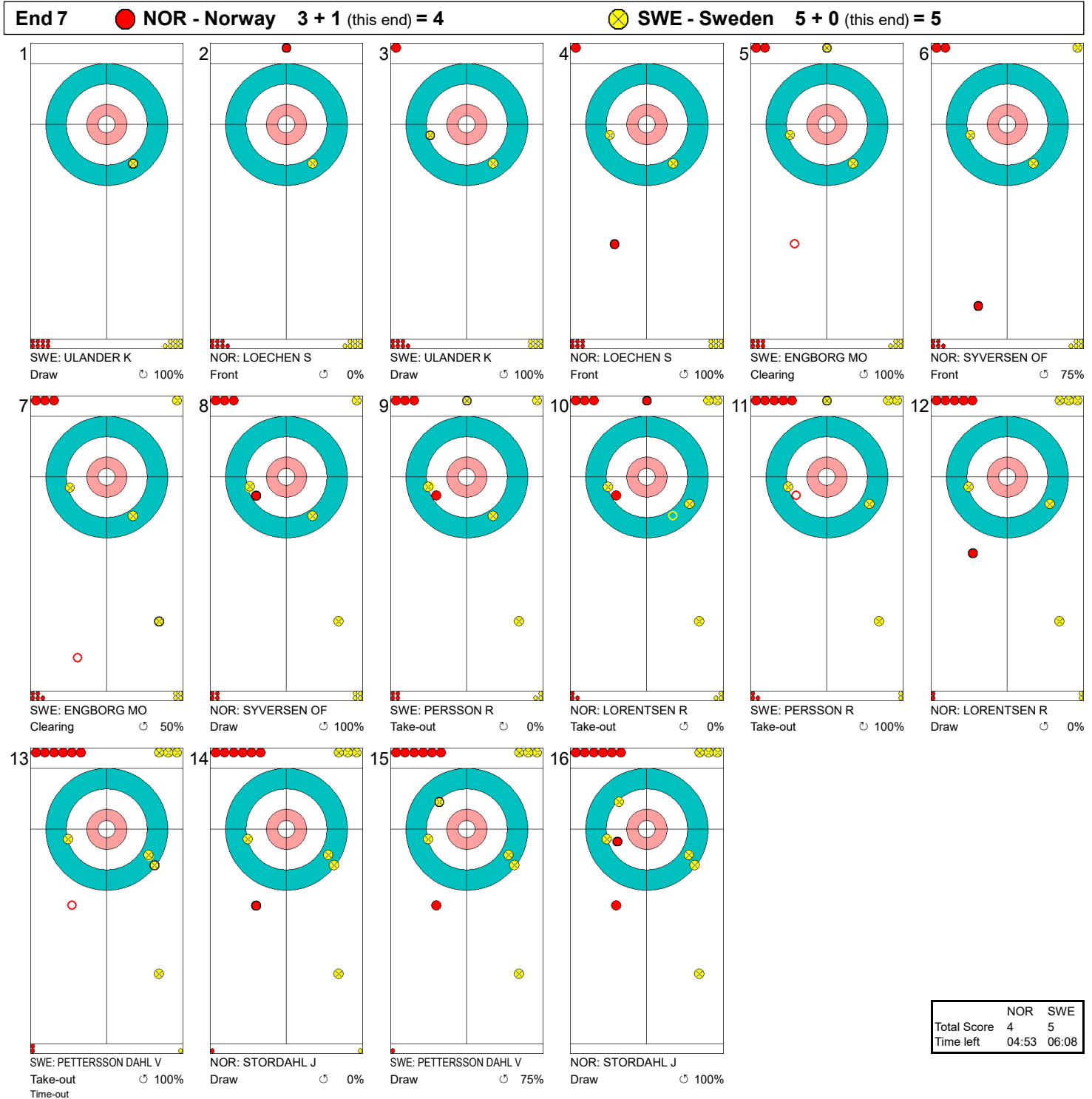


	NOR	SWE
Total Score	3	5
Time left	11:10	11:27

Legend:
 ↻ Clockwise ↺ Counter-clockwise - Not considered



Game - Shot by Shot
게임-각각의 샷

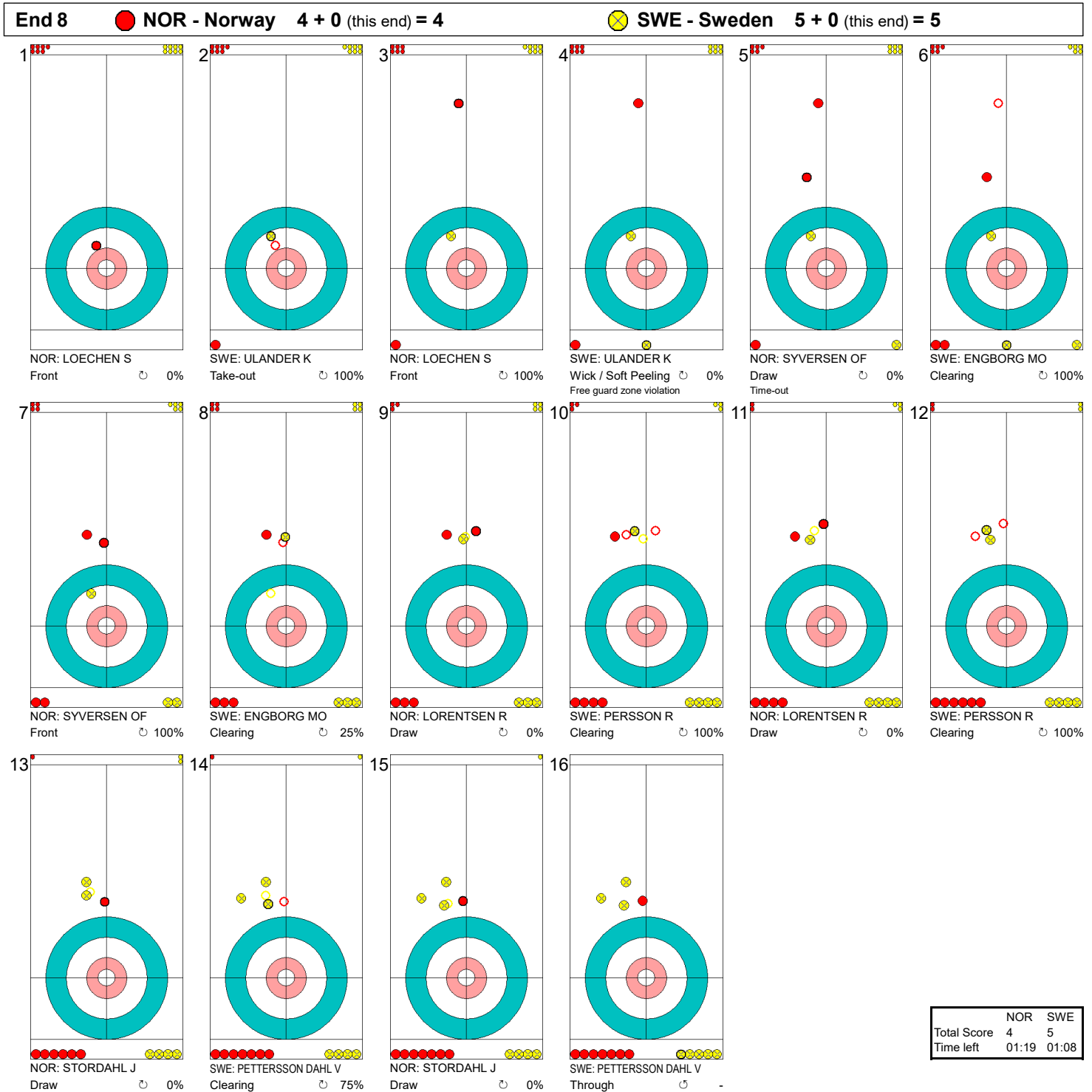


Legend:
 ↻ Clockwise ↺ Counter-clockwise - Not considered



Game - Shot by Shot

 게임-각각의 샷



Legend:

 ↻ Clockwise ↺ Counter-clockwise - Not considered



Game Results

대회 경기결과

Sheet	Game	Team	LSFE	1	2	3	4	5	6	7	8	Extra Ends	Total
C	6	NPA - Neutral Paralympic Athletes		1	1	0	2	3	0	0	X		7
	6	SVK - Slovakia	*	0	0	2	0	0	2	1	X		5

NPA - Neutral Paralympic Athletes			Shot Success	Game	All
4 S	KUROKHTIN Konstantin	M	67%		52%
3 V	ROMANOV Marat	M	48%		54%
2	SHEVCHENKO Alexander	M	72%		69%
1	SHCHUKINA Daria	F	73%		72%
A	MESHCHERIAKOV Andrei	M	-		59%
Team Total			65%		61%

SVK - Slovakia			Shot Success	Game	All
4	PITONAK Dusan	M	38%		55%
3 S	DURIS Radoslav	M	75%		60%
2	ZATKO Peter	M	64%		54%
1 V	KUNKELOVA Monika	F	67%		59%
A	LYOCSA Imrich	M	-		42%
Team Total			62%		56%

Last Stone Draw Distance

⌚	KUROKHTIN Konstantin	199.6cm
⌚	ROMANOV Marat	68.1cm
Total		267.7cm

Time remaining: 3 minutes 12 seconds
Time-out: End 8 - NPA stone 6

Last Stone Draw Distance

⌚	KUNKELOVA Monika	33.2cm
⌚	DURIS Radoslav	199.6cm
Total		232.8cm

Time remaining: 5 minutes 9 seconds
Time-out: End 7 - SVK stone 6

Shot Success Analysis

NPA - Neutral Paralympic Athletes		⌚	⌚	Game	
4	KUROKHTIN Konstantin	Draws	4 94%	4 38%	8 66%
		Take-outs	5 55%	2 100%	7 68%
		Total	9 72%	6 58%	15 67%
3	ROMANOV Marat	Draws	3 50%	4 56%	7 54%
		Take-outs	5 20%	4 75%	9 44%
		Total	8 31%	8 66%	16 48%
2	SHEVCHENKO Alexander	Draws	5 95%	3 75%	8 88%
		Take-outs	6 58%	2 50%	8 56%
		Total	11 75%	5 65%	16 72%
1	SHCHUKINA Daria	Draws	4 50%	9 78%	13 69%
		Take-outs	2 100%	0 -	2 100%
		Total	6 67%	9 78%	15 73%
A	MESHCHERIAKOV Andrei	Draws	0 -	0 -	0 -
		Take-outs	0 -	0 -	0 -
		Total	0 -	0 -	0 -
Team		Draws	16 75%	20 65%	36 69%
		Take-outs	18 51%	8 75%	26 59%
		Total	34 63%	28 68%	62 65%

SVK - Slovakia		⌚	⌚	Game	
4	PITONAK Dusan	Draws	6 42%	3 25%	9 36%
		Take-outs	3 67%	3 17%	6 42%
		Total	9 50%	6 21%	15 38%
3	DURIS Radoslav	Draws	8 75%	3 83%	11 77%
		Take-outs	5 70%	0 -	5 70%
		Total	13 73%	3 83%	16 75%
2	ZATKO Peter	Draws	5 65%	4 38%	9 53%
		Take-outs	6 92%	1 0%	7 79%
		Total	11 80%	5 30%	16 64%
1	KUNKELOVA Monika	Draws	12 60%	1 100%	13 63%
		Take-outs	3 83%	0 -	3 83%
		Total	15 65%	1 100%	16 67%
A	LYOCSA Imrich	Draws	0 -	0 -	0 -
		Take-outs	0 -	0 -	0 -
		Total	0 -	0 -	0 -
Team		Draws	31 61%	11 52%	42 59%
		Take-outs	17 79%	4 13%	21 67%
		Total	48 68%	15 42%	63 62%

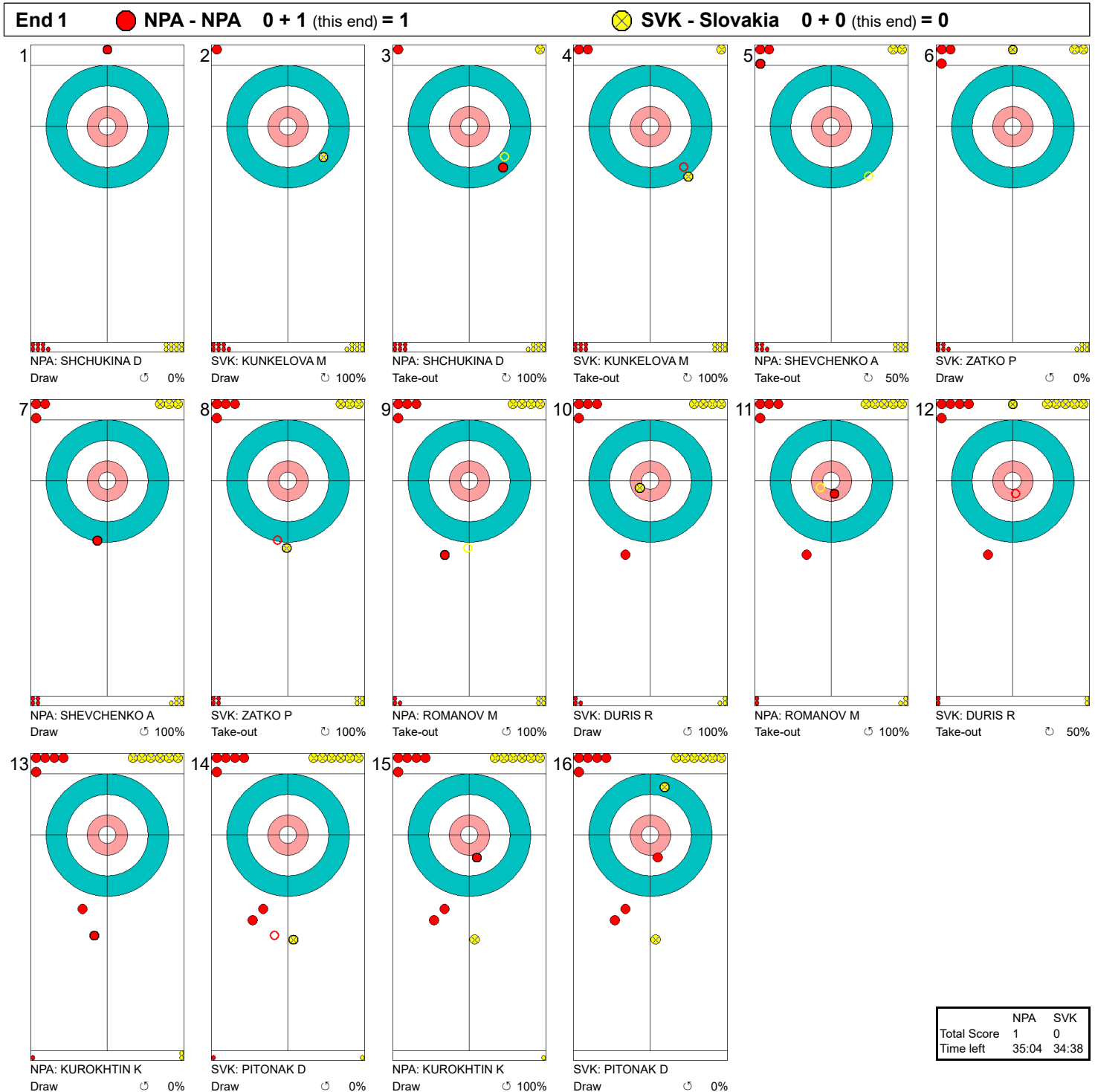
Note:
Position and function for each team member:
4 = Fourth, 3 = Third, 2 = Second, 1 = Lead, A = Alternate, S = Skip, V = Vice-Skip

Legend:
⌚ Clockwise ⌚ Counter-clockwise F Female
LSFE(*) Last Stone First End M Male X Unplayed/unfinished end due to concession



Game - Shot by Shot

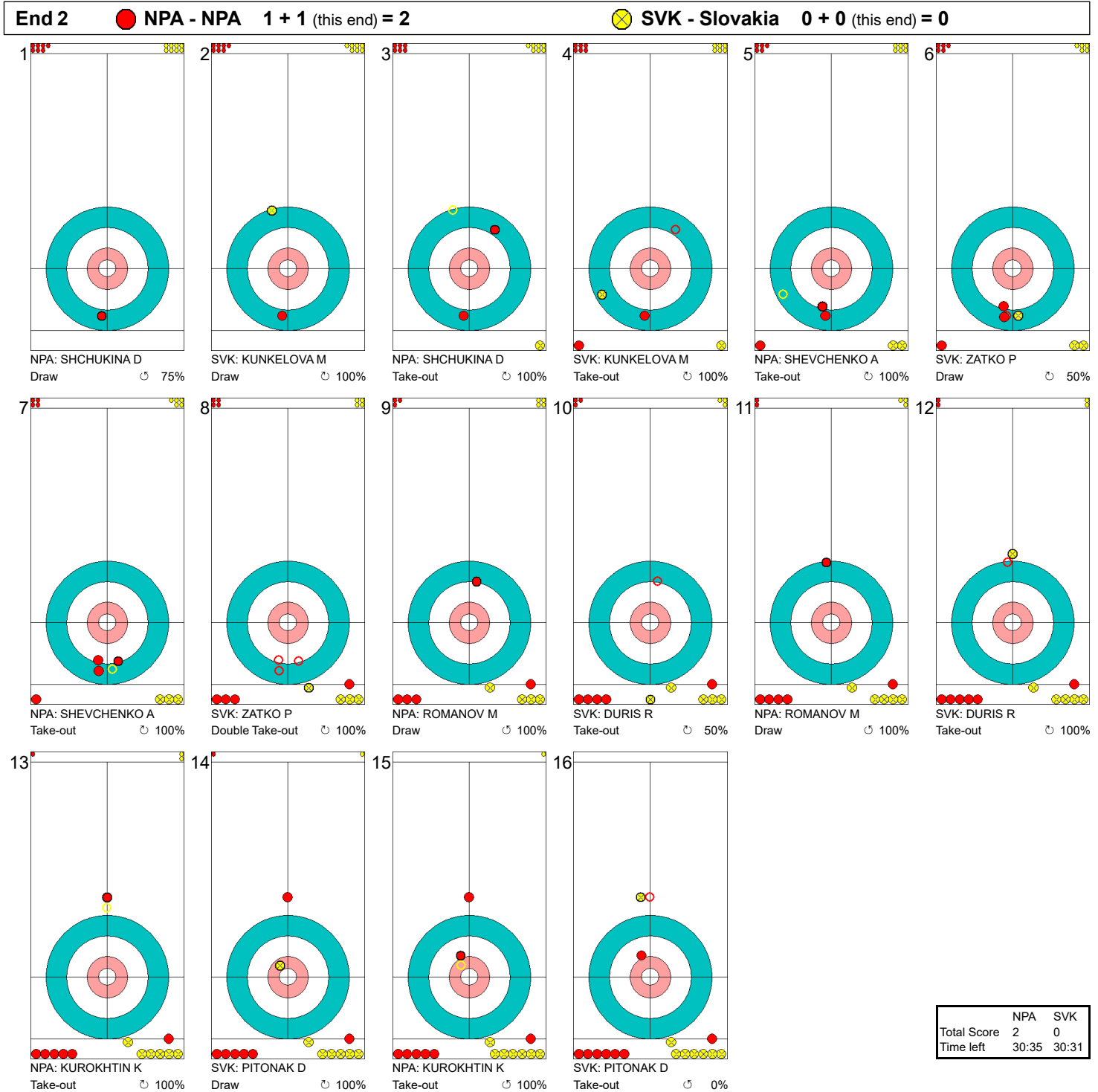
게임-각각의 샷



Legend:
 ↻ Clockwise ↺ Counter-clockwise - Not considered



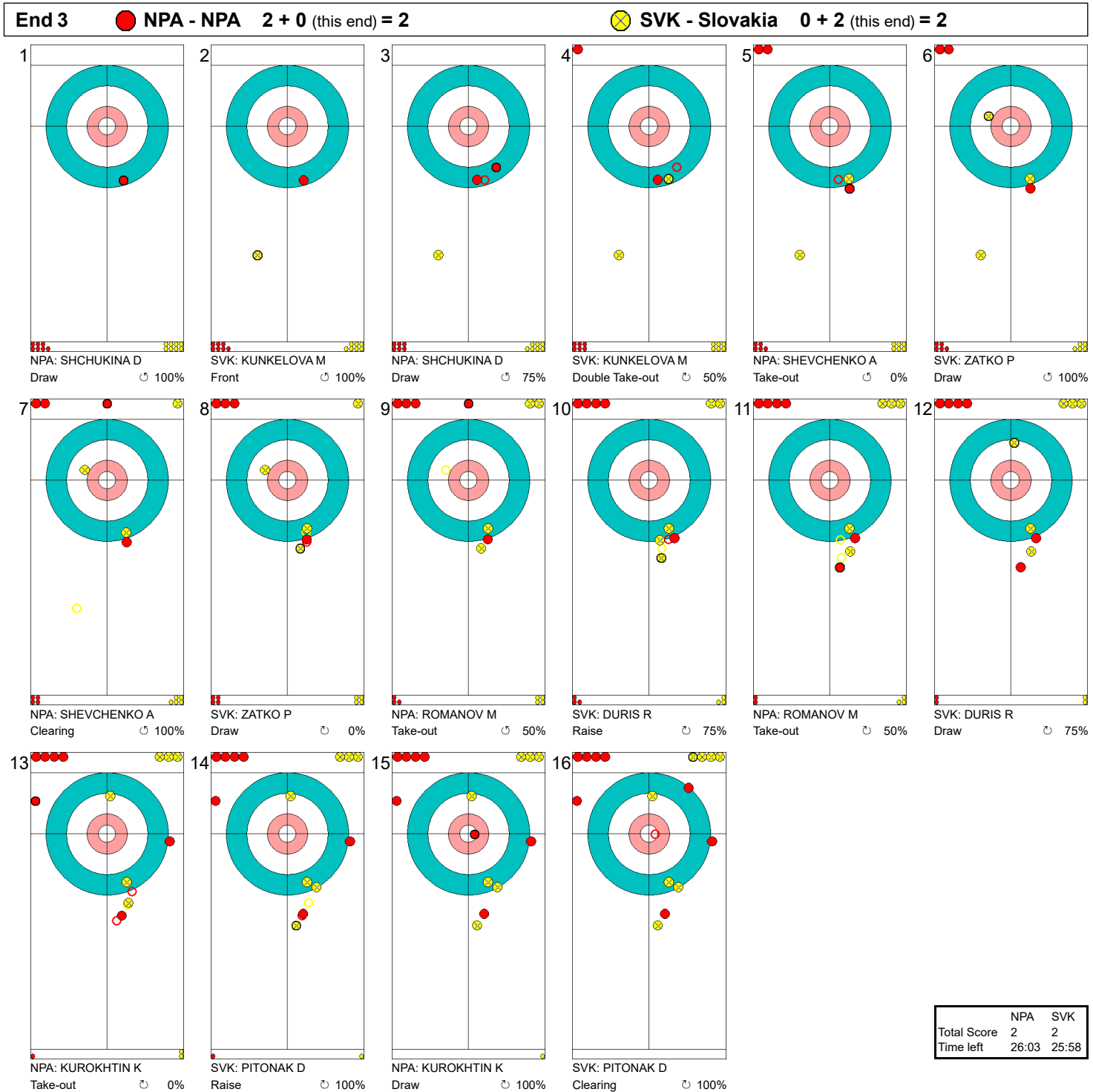
Game - Shot by Shot
게임-각각의 샷



Legend:
 ↻ Clockwise ↺ Counter-clockwise - Not considered




Game - Shot by Shot
 게임-각각의 샷



Legend:
 ↻ Clockwise ↺ Counter-clockwise - Not considered



Game - Shot by Shot
게임-각각의 샷



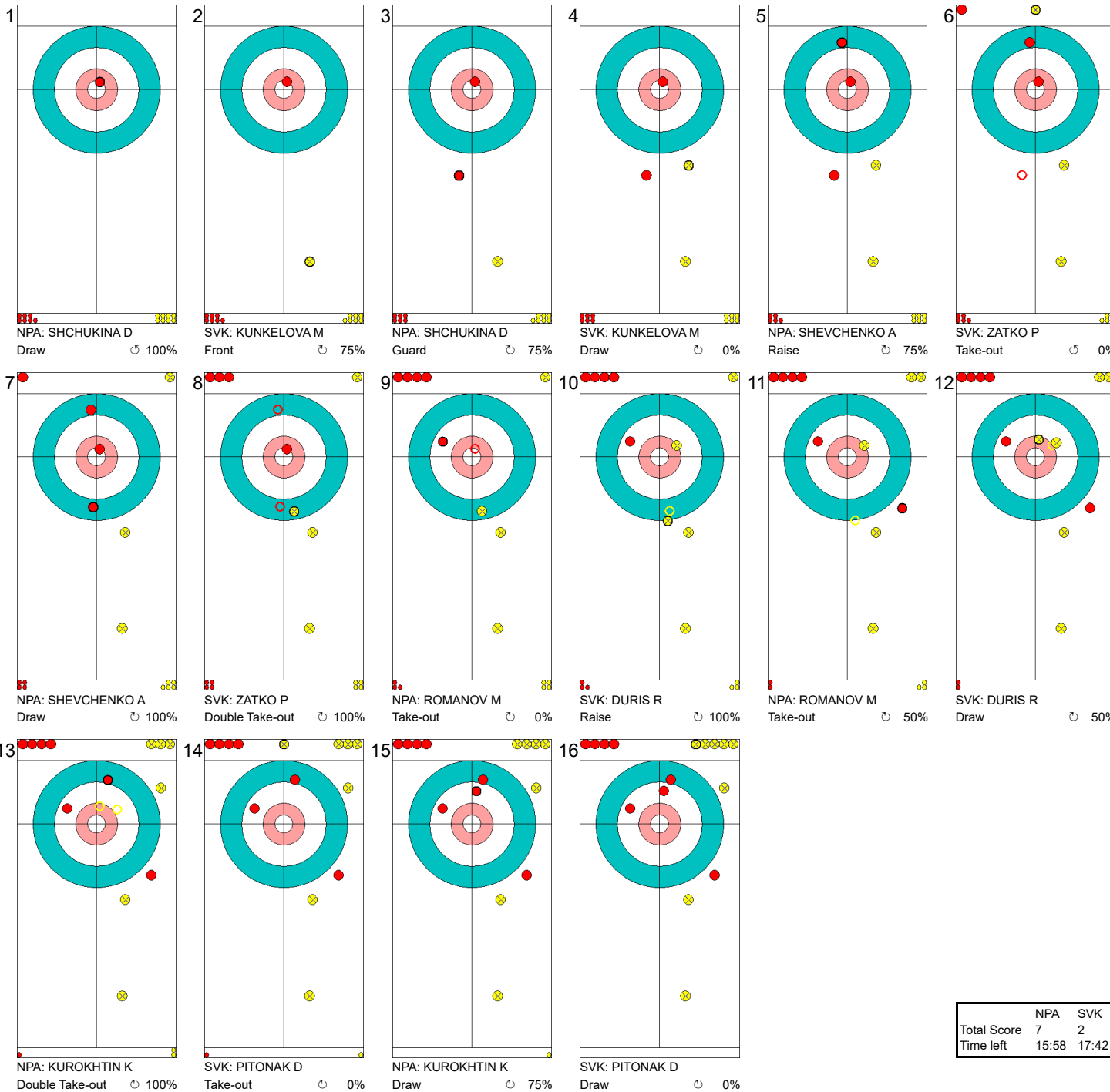
Legend:
 ↻ Clockwise ↺ Counter-clockwise - Not considered



Game - Shot by Shot

게임-각각의 샷

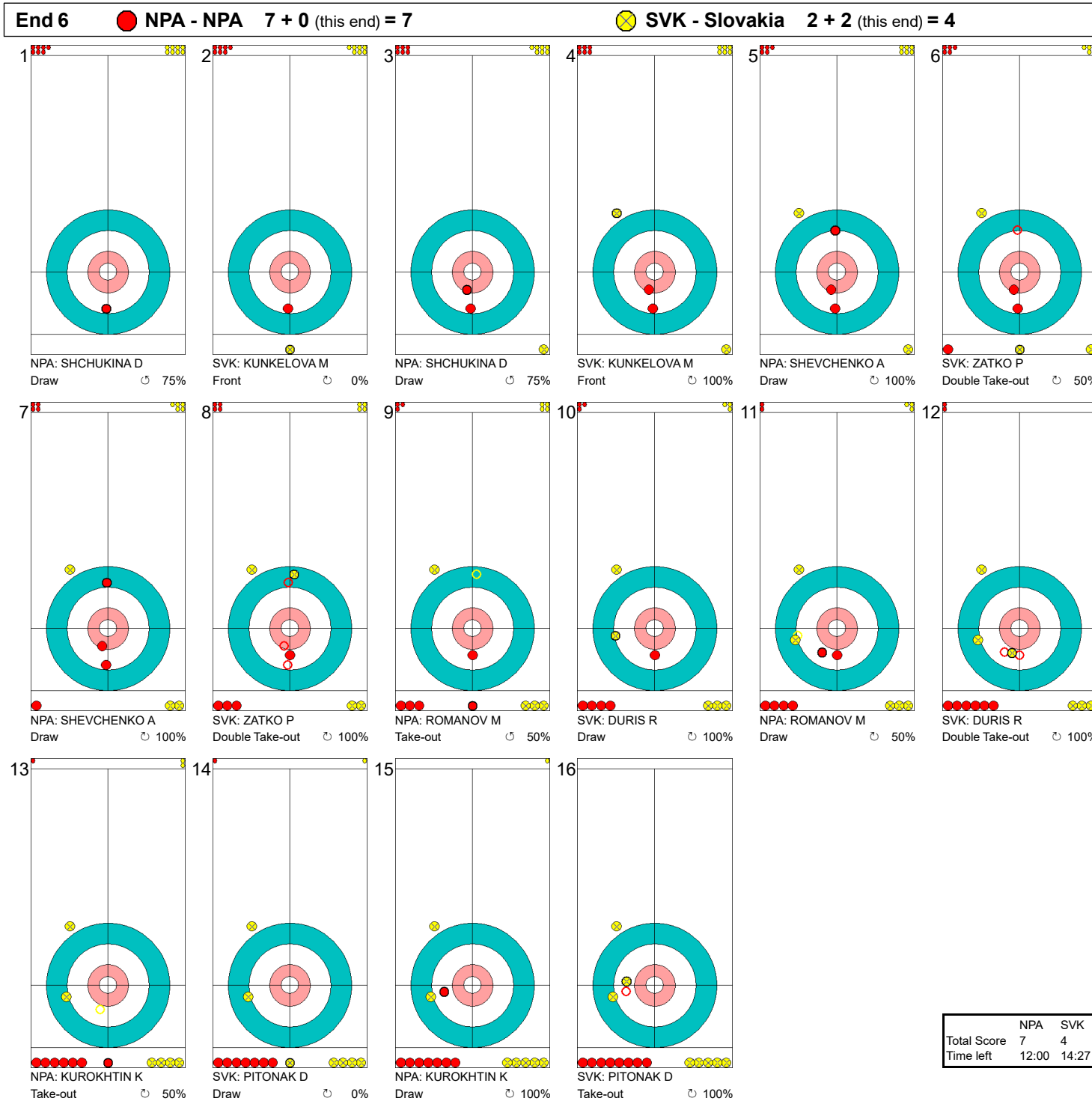
End 5 ● **NPA - NPA** 4 + 3 (this end) = 7 ● **SVK - Slovakia** 2 + 0 (this end) = 2



Legend:
 ↻ Clockwise ↺ Counter-clockwise - Not considered



Game - Shot by Shot
게임-각각의 샷

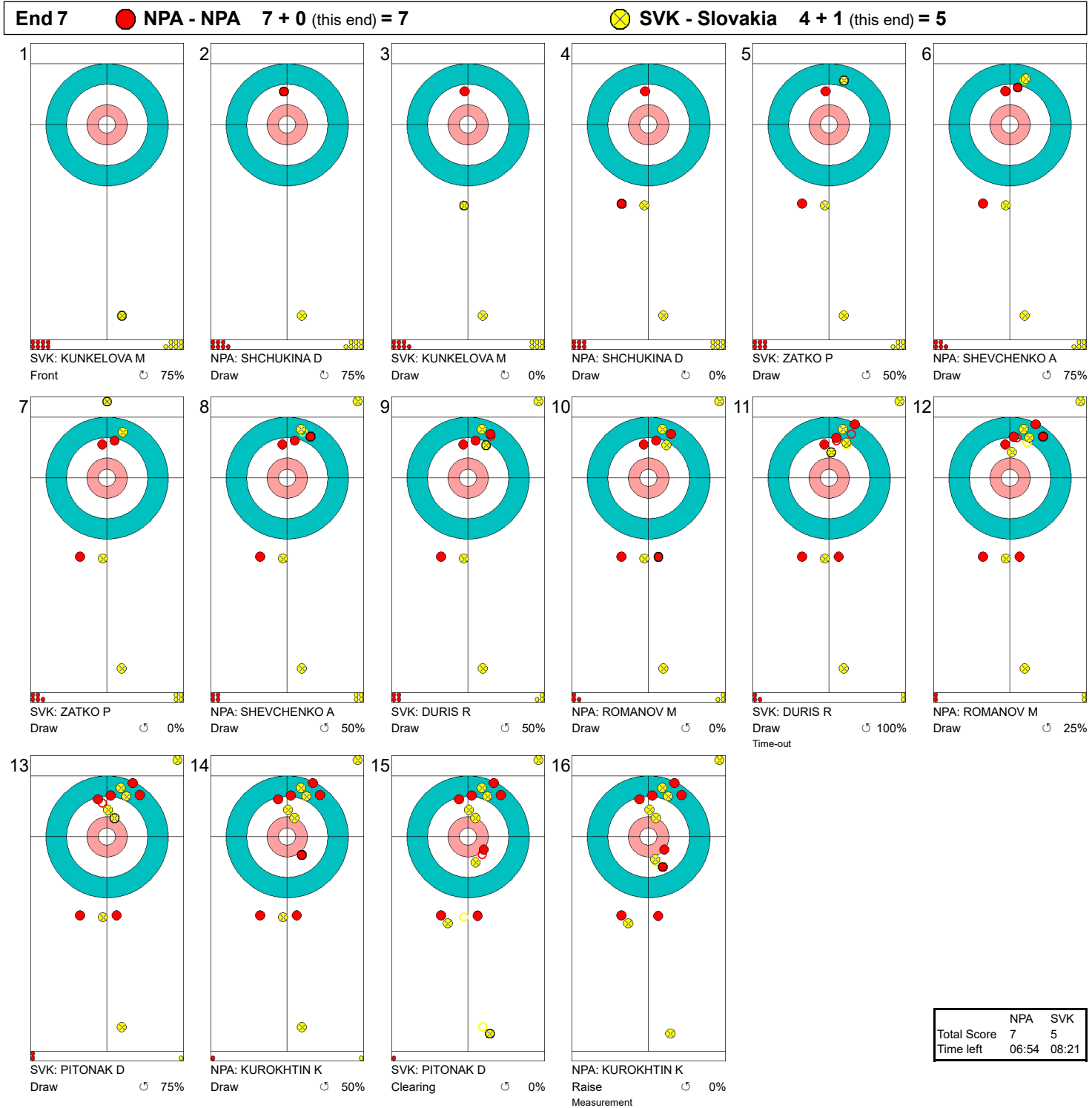


Legend:
 ↻ Clockwise ↺ Counter-clockwise - Not considered



Game - Shot by Shot

 게임-각각의 샷



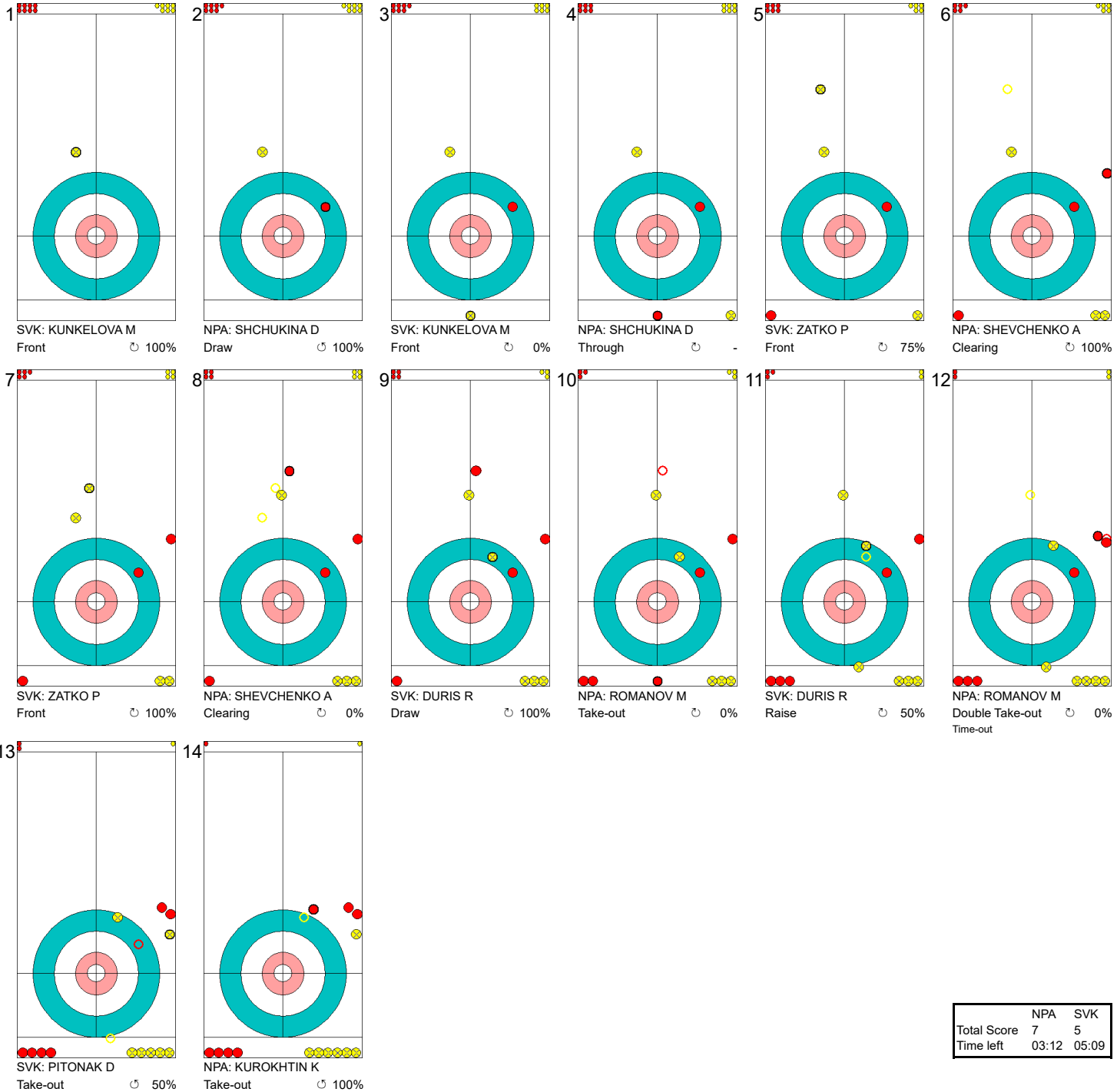
	NPA	SVK
Total Score	7	5
Time left	06:54	08:21

Legend:
 ↻ Clockwise ↺ Counter-clockwise - Not considered



Game - Shot by Shot
게임-각각의 샷

End 8 ● NPA - NPA 7 + X (this end) = 7 ⊗ SVK - Slovakia 5 + X (this end) = 5



	NPA	SVK
Total Score	7	5
Time left	03:12	05:09

Legend:
↻ Clockwise ↺ Counter-clockwise - Not considered
X Unfinished end due to concession



Game Results

대회 경기결과

Sheet	Game	Team	LSFE	1	2	3	4	5	6	7	8	Extra Ends	Total
D	6	CHN - People's Republic of China	*	1	1	0	3	0	0	0	X		5
	6	CAN - Canada		0	0	1	0	2	4	1	X		8

CHN - People's Republic of China			Shot Success	Game	All
4 S	WANG Haitao	M	43%		67%
3 V	CHEN Jianxin	M	58%		63%
2	LIU Wei	M	48%		62%
1	WANG Meng	F	67%		73%
A	ZHANG Qiang	M	-		-
Team Total			54%		66%

CAN - Canada			Shot Success	Game	All
4 S	IDESON Mark	M	62%		60%
3 V	FORREST Ina	F	61%		62%
2	THIESSEN Dennis	M	63%		61%
1	WRIGHT Marie	F	57%		64%
A	ANSEEUW Jamie	M	-		-
Team Total			61%		62%

Last Stone Draw		Distance
⌚	LIU Wei	71.7cm
⌚	WANG Haitao	93.9cm
Total		165.6cm

Time remaining: 1 minute 35 seconds
Time-out: End 8 - CHN stone 6

Last Stone Draw		Distance
⌚	WRIGHT Marie	162.8cm
⌚	THIESSEN Dennis	77.7cm
Total		240.5cm

Time remaining: 2 minutes 8 seconds
Time-out: End 6 - CAN stone 4

Shot Success Analysis

CHN - People's Republic of China		⌚	⌚	Game
4 WANG Haitao	Draws	2 100%	1 0%	3 67%
	Take-outs	2 25%	10 40%	12 38%
	Total	4 63%	11 36%	15 43%
3 CHEN Jianxin	Draws	3 50%	2 50%	5 50%
	Take-outs	3 50%	8 66%	11 61%
	Total	6 50%	10 63%	16 58%
2 LIU Wei	Draws	2 38%	6 29%	8 31%
	Take-outs	3 75%	5 60%	8 66%
	Total	5 60%	11 43%	16 48%
1 WANG Meng	Draws	13 73%	2 25%	15 67%
	Take-outs	1 75%	0 -	1 75%
	Total	14 73%	2 25%	16 67%
A ZHANG Qiang	Draws	0 -	0 -	0 -
	Take-outs	0 -	0 -	0 -
	Total	0 -	0 -	0 -
Team	Draws	20 69%	11 30%	31 55%
	Take-outs	9 56%	23 53%	32 54%
	Total	29 65%	34 46%	63 54%

CAN - Canada		⌚	⌚	Game
4 IDESON Mark	Draws	4 63%	4 81%	8 72%
	Take-outs	2 0%	5 70%	7 50%
	Total	6 42%	9 75%	15 62%
3 FORREST Ina	Draws	5 50%	7 68%	12 60%
	Take-outs	1 50%	3 67%	4 63%
	Total	6 50%	10 68%	16 61%
2 THIESSEN Dennis	Draws	1 0%	4 63%	5 50%
	Take-outs	1 100%	10 65%	11 68%
	Total	2 50%	14 64%	16 63%
1 WRIGHT Marie	Draws	2 50%	10 65%	12 63%
	Take-outs	0 -	2 25%	2 25%
	Total	2 50%	12 58%	14 57%
A ANSEEUW Jamie	Draws	0 -	0 -	0 -
	Take-outs	0 -	0 -	0 -
	Total	0 -	0 -	0 -
Team	Draws	12 50%	25 68%	37 62%
	Take-outs	4 38%	20 63%	24 58%
	Total	16 47%	45 66%	61 61%

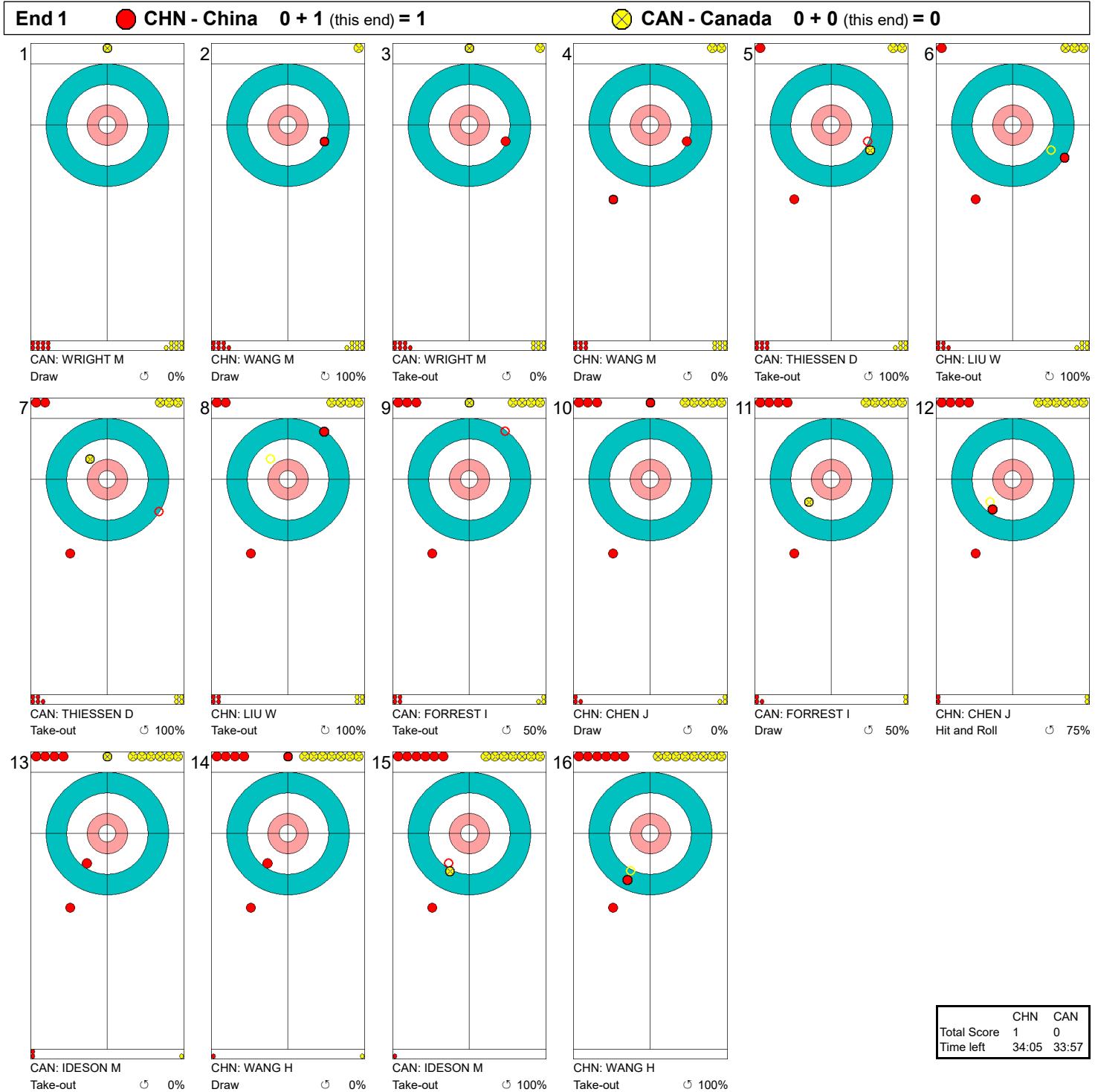
Note:
Position and function for each team member:
4 = Fourth, 3 = Third, 2 = Second, 1 = Lead, A = Alternate, S = Skip, V = Vice-Skip

Legend:
⌚ Clockwise ⌚ Counter-clockwise F Female
LSFE(*) Last Stone First End M Male X Unplayed/unfinished end due to concession



Game - Shot by Shot

게임-각각의 샷

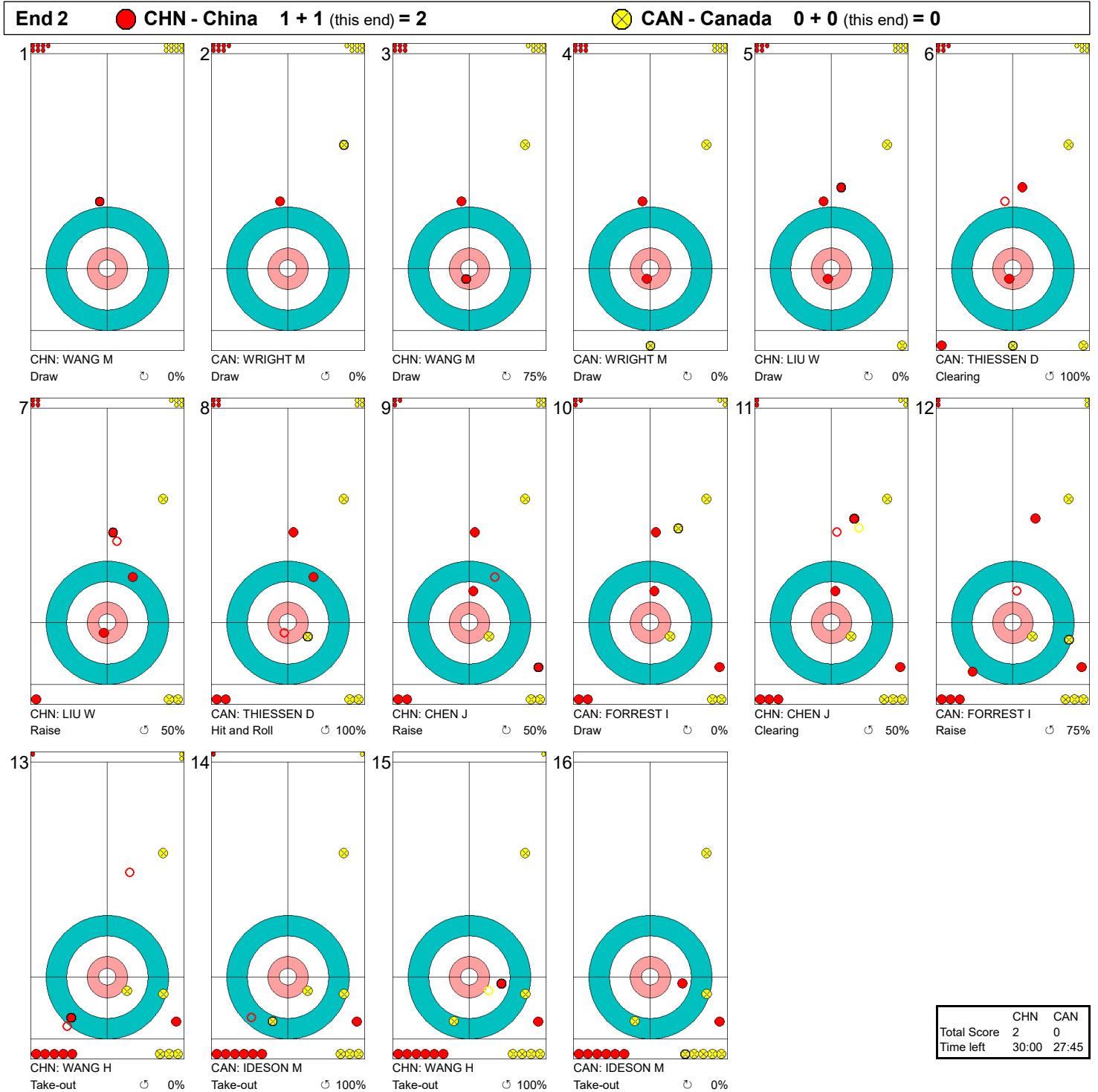


	CHN	CAN
Total Score	1	0
Time left	34:05	33:57

Legend:
 ↻ Clockwise ↺ Counter-clockwise - Not considered



Game - Shot by Shot
게임-각각의 샷

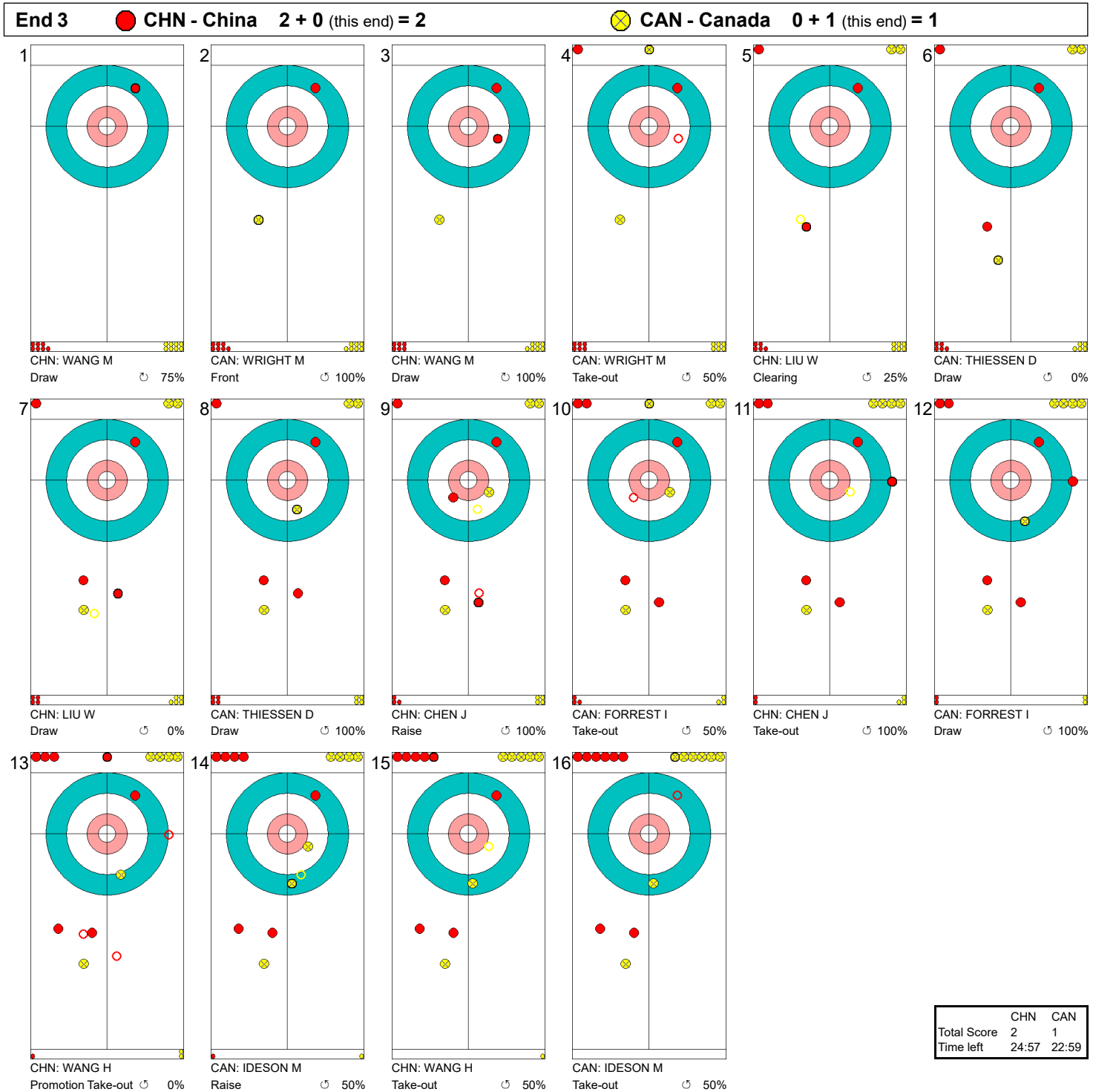


Legend:
 ↻ Clockwise ↺ Counter-clockwise - Not considered



Game - Shot by Shot


게임-각각의 샷



Legend:
 ↻ Clockwise ↺ Counter-clockwise - Not considered



Game - Shot by Shot
 게임-각각의 샷

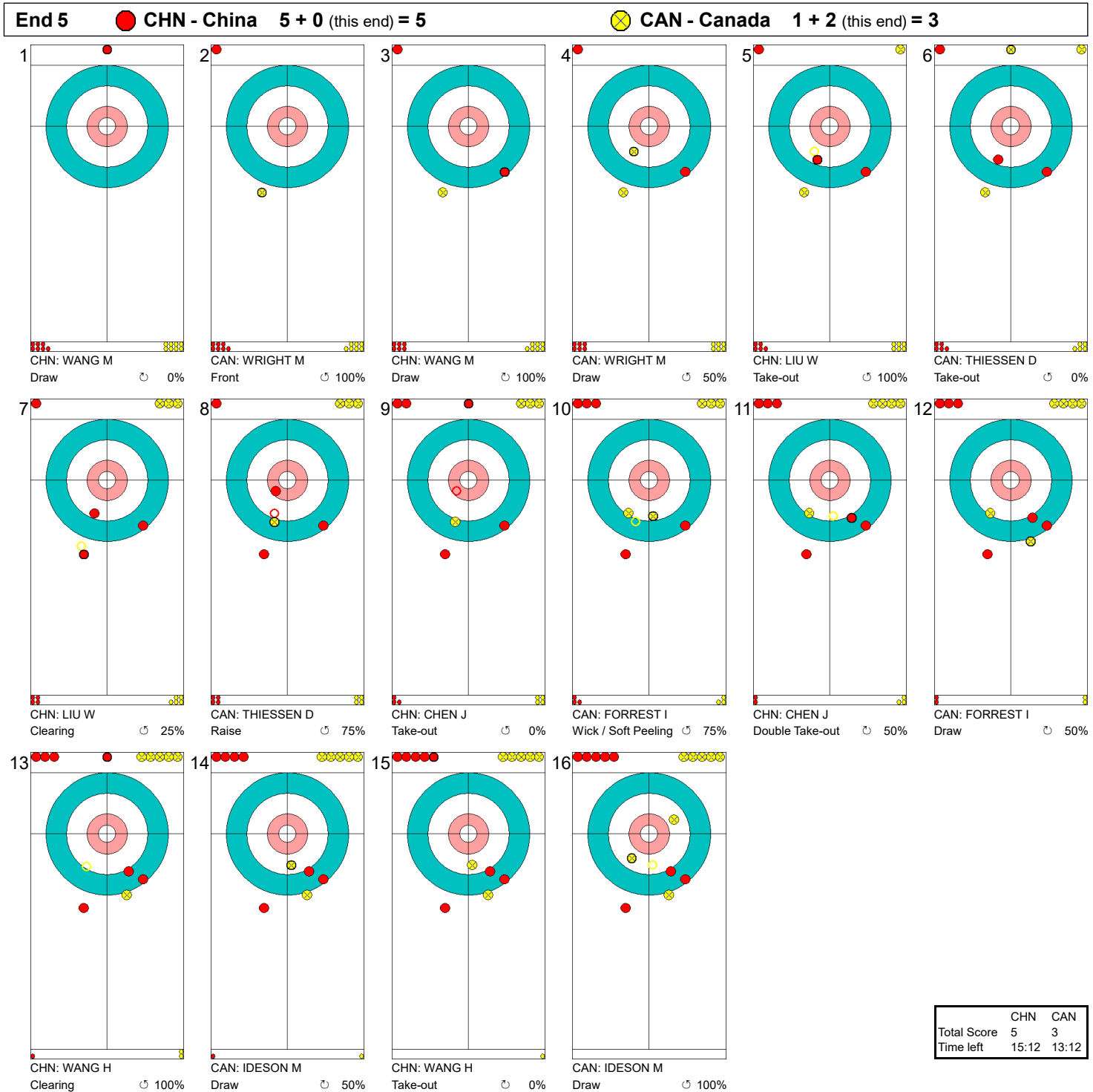


Legend:
 ↻ Clockwise ↺ Counter-clockwise - Not considered



Game - Shot by Shot

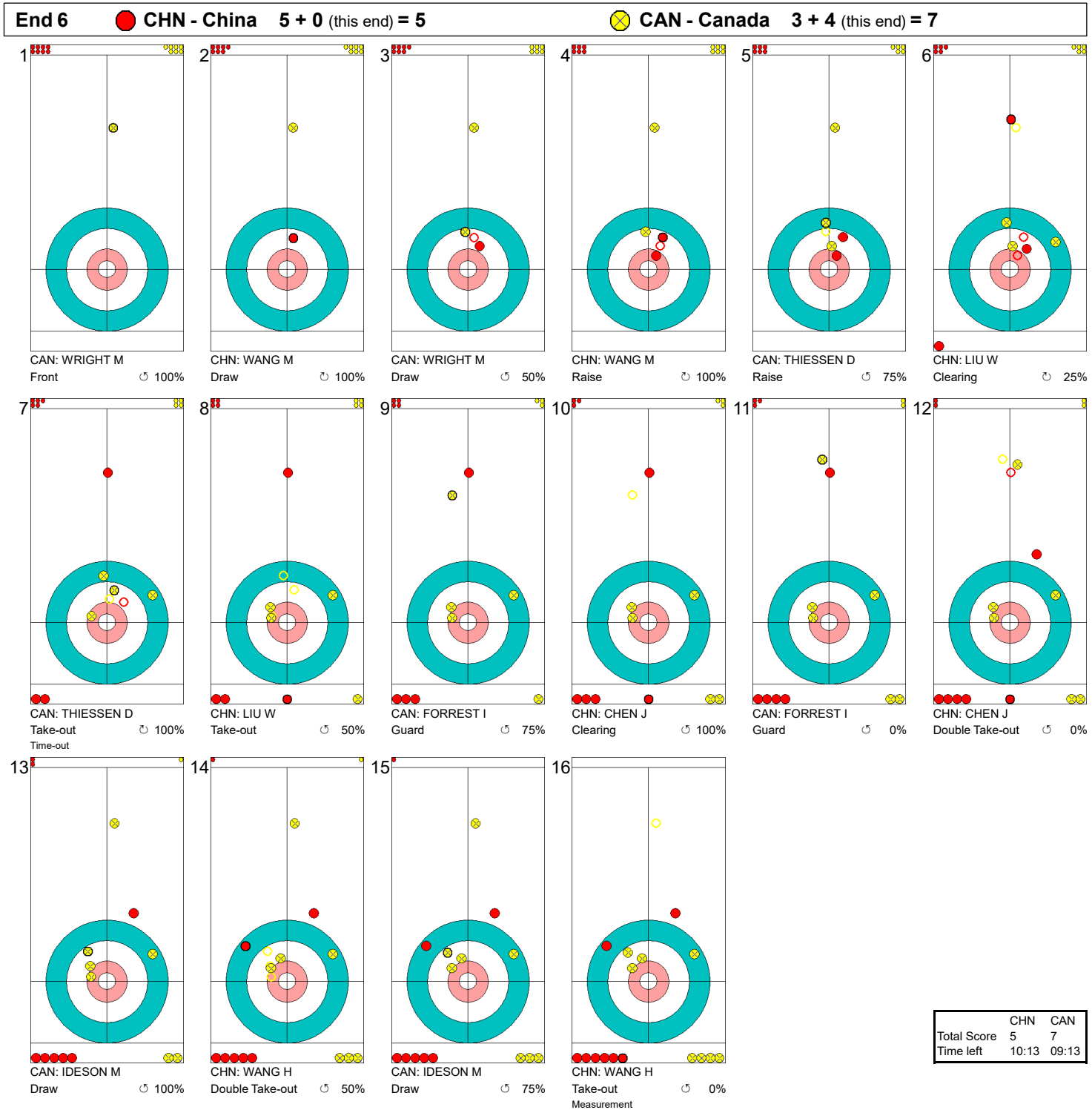
게임-각각의 샷



Legend:
 ↻ Clockwise ↺ Counter-clockwise - Not considered



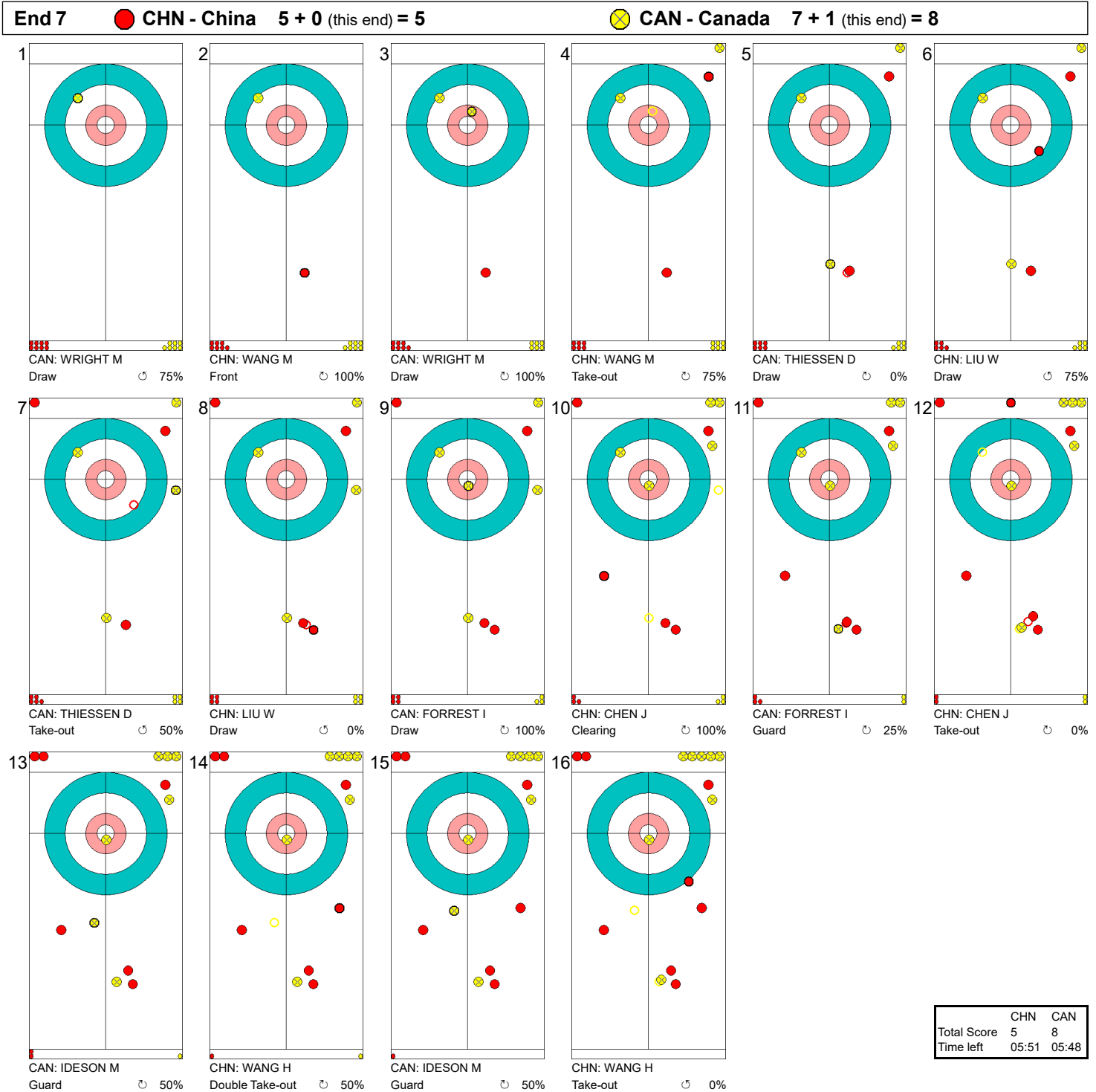
Game - Shot by Shot
 게임-각각의 샷



Legend:
 ↻ Clockwise ↺ Counter-clockwise - Not considered



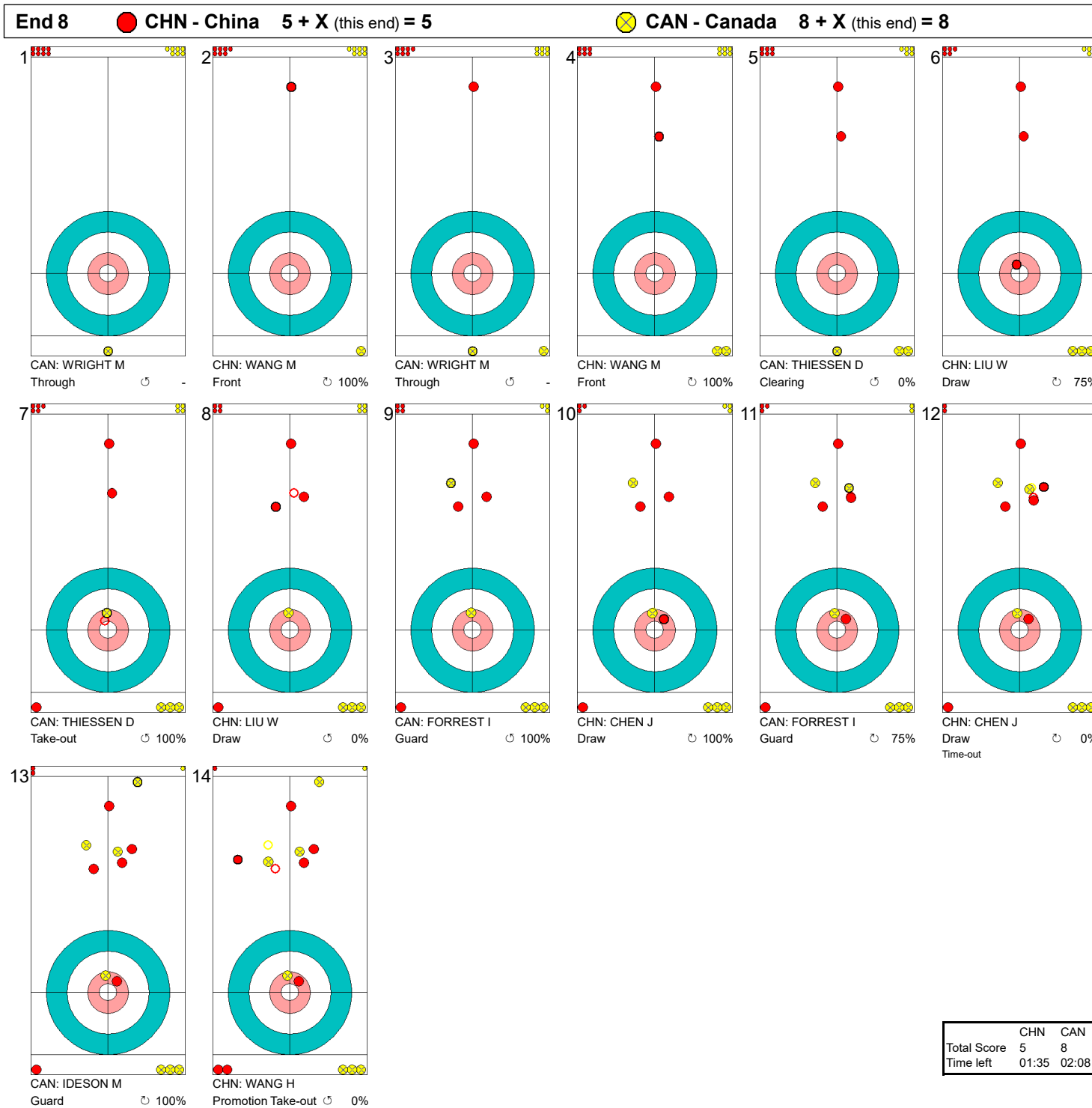
Game - Shot by Shot
게임-각각의 샷



Legend:
 ↻ Clockwise ↺ Counter-clockwise - Not considered



Game - Shot by Shot
게임-각각의 샷



Legend:
 ↻ Clockwise ↺ Counter-clockwise - Not considered
 X Unfinished end due to concession

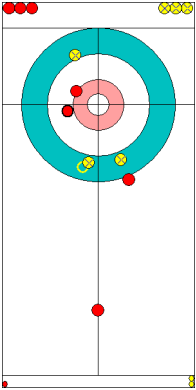


Most Important Shots
 승부 유효 샷

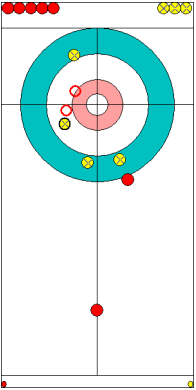
Sheet	Game	Team	LSFE	1	2	3	4	5	6	7	8	Extra Ends	Total
A	6	FIN - Finland	●	0	0	1	1	0	1	0	X		3
	6	KOR - Republic of Korea	●	*	4	0	0	0	4	0	3	X	

Most Important Shot:

After an unfortunate Draw by the Finnish Skip KARJALAINEN S, the Korean Fourth CHA J played a perfect Double Take-out to remove the 2 Finnish stones in scoring position. This set up the score of 4 points in the 5th end for the Korean team and a commanding 8:2 lead.



Before



After

End: 5

Team: KOR - Republic of Korea

Player: CHA Jaegoan

Team Stone: 1 2 3 4 5 6 ⑦ 8

Task: Double Take-out

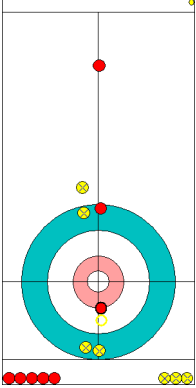
Rotation: ↻

Shot Success: 100%

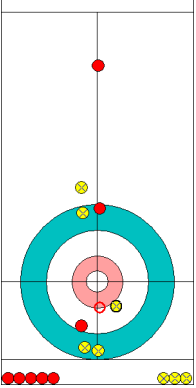
Sheet	Game	Team	LSFE	1	2	3	4	5	6	7	8	Extra Ends	Total
B	6	NOR - Norway	●	1	0	1	0	1	0	1	0		4
	6	SWE - Sweden	●	*	0	3	0	1	0	1	0	0	

Most Important Shot:

The Swedish Skip PETERSSON DAHL V played a Raise with perfect weight to tap back the Norwegian shot stone and score 1 point. The Swedish team kept the lead by 2 points after the 6th end in a close game.



Before



After

End: 6

Team: SWE - Sweden

Player: PETERSSON DAHL Viljo

Team Stone: 1 2 3 4 5 6 7 ⑧

Task: Raise

Rotation: ↻

Shot Success: 100%



Most Important Shots
승부 유효 샷

Sheet	Game	Team	LSFE	1	2	3	4	5	6	7	8	Extra Ends	Total	
C	6	NPA - Neutral Paralympic Athletes	●		1	1	0	2	3	0	0	X		7
	6	SVK - Slovakia	●	*	0	0	2	0	0	2	1	X		5

Most Important Shot:

Slovakian Fourth PITONAK D attempted an open Draw against three NPA stones but was heavy and went through the house, giving up a steal of three and a 7-2 lead for team NPA.

Before

After

End: 5

Team: SVK - Slovakia

Player: PITONAK Dusan

Team Stone: 1 2 3 4 5 6 7 ⑧

Task: Draw

Rotation: ⤴

Shot Success: 0%

Sheet	Game	Team	LSFE	1	2	3	4	5	6	7	8	Extra Ends	Total	
D	6	CHN - People's Republic of China	●	*	1	1	0	3	0	0	0	X		5
	6	CAN - Canada	●		0	0	1	0	2	4	1	X		8

Most Important Shot:

Chinese Skip WANG H attempted a Take-out on the Canadian second shot stone, but was too narrow and ticked the guard, allowing a steal of four points for team Canada. This shot was the turning point in the game.

Before

After

End: 6

Team: CHN - People's Republic of China

Player: WANG Haitao

Team Stone: 1 2 3 4 5 6 7 ⑧

Task: Take-out

Rotation: ⤴

Shot Success: 0%

Legend:
 ⤴ Clockwise ⤵ Counter-clockwise **LSFE(*)** Last Stone First End
 X Unplayed/unfinished end due to concession



Session Results and Standings

세션 결과 및 순위

Sheet	Game	Team	LSFE	1	2	3	4	5	6	7	8	Extra Ends	Total
A	5	SUI - Switzerland		0	0	1	0	1	0	1	0		3
	5	NOR - Norway	*	1	1	0	2	0	1	0	1		6
B	5	NPA - Neutral Paralympic Athletes		1	1	1	1	1	0	0	1		6
	5	USA - United States of America	*	0	0	0	0	0	3	1	0		4
C	5	GBR - Great Britain		0	1	1	1	2	0	3	X		8
	5	CAN - Canada	*	0	0	0	0	0	1	0	X		1
D	5	KOR - Republic of Korea		0	0	0	0	2	0	0	1		3
	5	GER - Germany	*	1	0	1	1	0	0	1	0		4

Current Standings

Rank	Team	Games	Wins	Losses
1	CHN - People's Republic of China	5	5	0
2	GBR - Great Britain	5	4	1
2	GER - Germany	5	4	1
2	KOR - Republic of Korea	5	4	1
5	CAN - Canada	5	3	2
6	NOR - Norway	5	2	3
6	NPA - Neutral Paralympic Athletes	5	2	3
6	SUI - Switzerland	5	2	3
6	SVK - Slovakia	5	2	3
10	FIN - Finland	5	1	4
10	USA - United States of America	5	1	4
12	SWE - Sweden	5	0	5

Note:
Under WCF rules, tie-breaking rules for standings are not applied until after the last game of the round robin.

Legend:
LSFE(*) Last Stone First End X Unplayed/unfinished end due to concession



Game Results

대회 경기결과

Sheet	Game	Team	LSFE	1	2	3	4	5	6	7	8	Extra Ends	Total
A	5	SUI - Switzerland		0	0	1	0	1	0	1	0		3
	5	NOR - Norway	*	1	1	0	2	0	1	0	1		6

SUI - Switzerland			Shot Success	Game	All
4 S	WAGNER Felix	M	63%		55%
3 V	HUETTENMOSER Claudia	F	69%		56%
2	BODENMANN Marcel	M	63%		61%
1	BLAUDEL-THOMANN Beatrix	F	81%		71%
A	BURGENER Hans	M	-		-
Team Total			69%		61%

NOR - Norway			Shot Success	Game	All
4 S	STORDAHL Jostein	M	63%		60%
3 V	LORENTSEN Rune	M	75%		52%
2	SYVERSEN Ole Fredrik	M	66%		62%
1	LOECHEN Sissel	F	50%		63%
A	IVERSEN Rikke	F	-		-
Team Total			63%		59%

Last Stone Draw Distance

⌚	BLAUDEL-THOMANN Beatrix	199.6cm
⌚	WAGNER Felix	199.6cm
Total		399.2cm

Time remaining: 0 minutes 5 seconds
Time-out: End 8 - SUI stone 4

Last Stone Draw Distance

⌚	SYVERSEN Ole Fredrik	169.5cm
⌚	STORDAHL Jostein	199.6cm
Total		369.1cm

Time remaining: 4 minutes 9 seconds
Time-out: End 8 - NOR stone 7

Shot Success Analysis

SUI - Switzerland		⌚	⌚	Game
4	WAGNER Felix	Draws 8 69%	3 33%	11 59%
		Take-outs 3 100%	2 25%	5 70%
	Total	11 77%	5 30%	16 63%
3	HUETTENMOSER Claudia	Draws 5 70%	2 75%	7 71%
		Take-outs 6 67%	3 67%	9 67%
	Total	11 68%	5 70%	16 69%
2	BODENMANN Marcel	Draws 6 67%	2 50%	8 63%
		Take-outs 4 75%	4 50%	8 63%
	Total	10 70%	6 50%	16 63%
1	BLAUDEL-THOMANN Beatrix	Draws 11 91%	2 50%	13 85%
		Take-outs 3 67%	0 -	3 67%
	Total	14 86%	2 50%	16 81%
A	BURGENER Hans	Draws 0 -	0 -	0 -
		Take-outs 0 -	0 -	0 -
	Total	0 -	0 -	0 -
Team		Draws 30 77%	9 50%	39 71%
		Take-outs 16 75%	9 50%	25 66%
	Total	46 76%	18 50%	64 69%

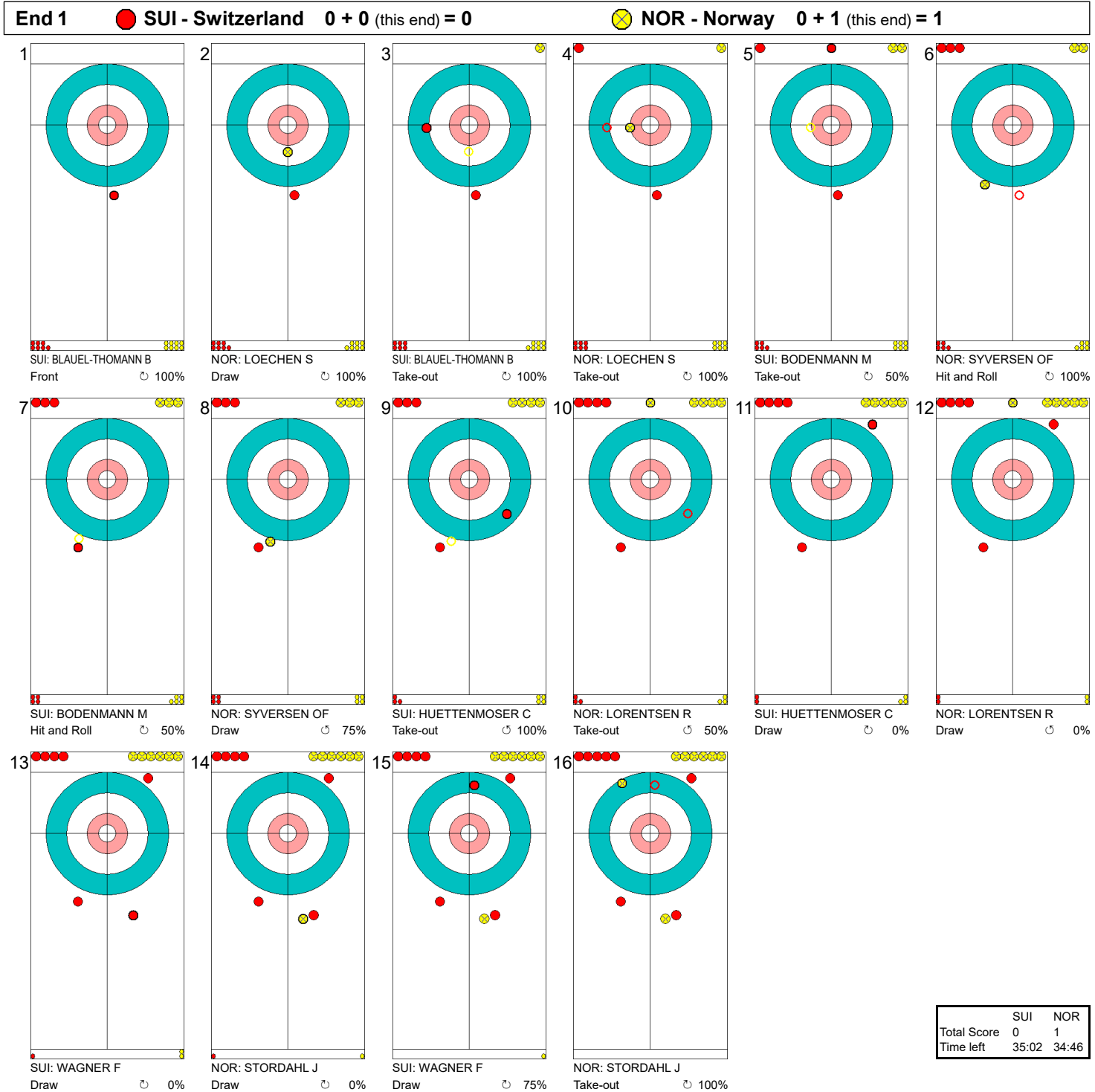
NOR - Norway		⌚	⌚	Game
4	STORDAHL Jostein	Draws 6 63%	1 100%	7 68%
		Take-outs 6 58%	1 50%	7 57%
	Total	12 60%	2 75%	14 63%
3	LORENTSEN Rune	Draws 3 67%	5 70%	8 69%
		Take-outs 4 75%	4 88%	8 81%
	Total	7 71%	9 78%	16 75%
2	SYVERSEN Ole Fredrik	Draws 1 75%	3 92%	4 88%
		Take-outs 9 67%	3 33%	12 58%
	Total	10 68%	6 63%	16 66%
1	LOECHEN Sissel	Draws 13 46%	0 -	13 46%
		Take-outs 3 67%	0 -	3 67%
	Total	16 50%	0 -	16 50%
A	IVERSEN Rikke	Draws 0 -	0 -	0 -
		Take-outs 0 -	0 -	0 -
	Total	0 -	0 -	0 -
Team		Draws 23 54%	9 81%	32 62%
		Take-outs 22 66%	8 63%	30 65%
	Total	45 60%	17 72%	62 63%

Note:
Position and function for each team member:
4 = Fourth, 3 = Third, 2 = Second, 1 = Lead, A = Alternate, S = Skip, V = Vice-Skip

Legend:
⌚ Clockwise ⌚ Counter-clockwise F Female
LSFE(*) Last Stone First End M Male




Game - Shot by Shot
 게임-각각의 샷



Legend:
 ↻ Clockwise ↺ Counter-clockwise - Not considered



Game - Shot by Shot
게임-각각의 샷



Legend:
 ↻ Clockwise ↺ Counter-clockwise - Not considered



Game - Shot by Shot
게임-각각의 샷

End 3 ● SUI - Switzerland 0 + 1 (this end) = 1 ⊗ NOR - Norway 2 + 0 (this end) = 2



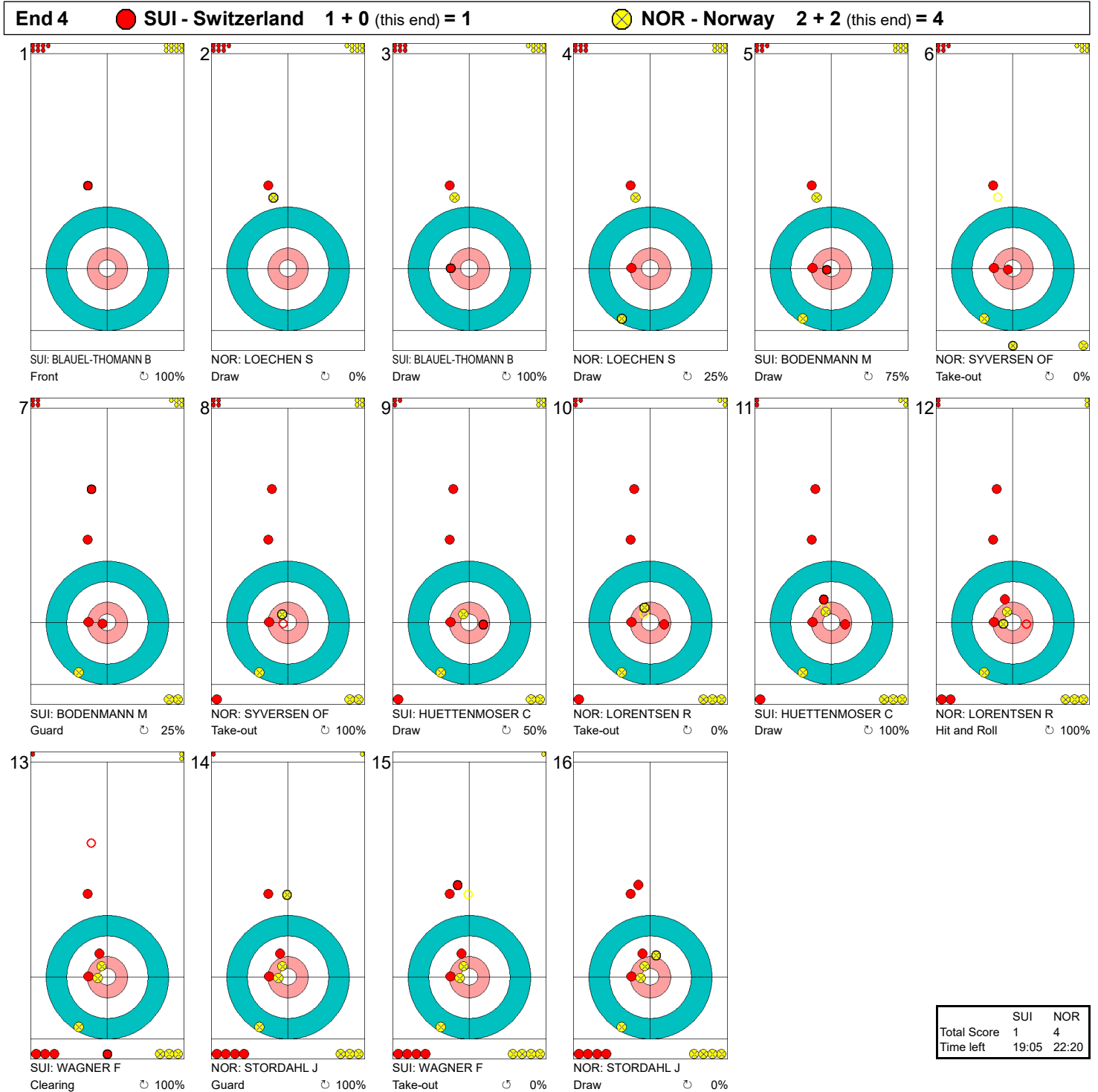
	SUI	NOR
Total Score	1	2
Time left	26:45	27:34

Legend:
↻ Clockwise ↺ Counter-clockwise - Not considered





Game - Shot by Shot
게임-각각의 샷

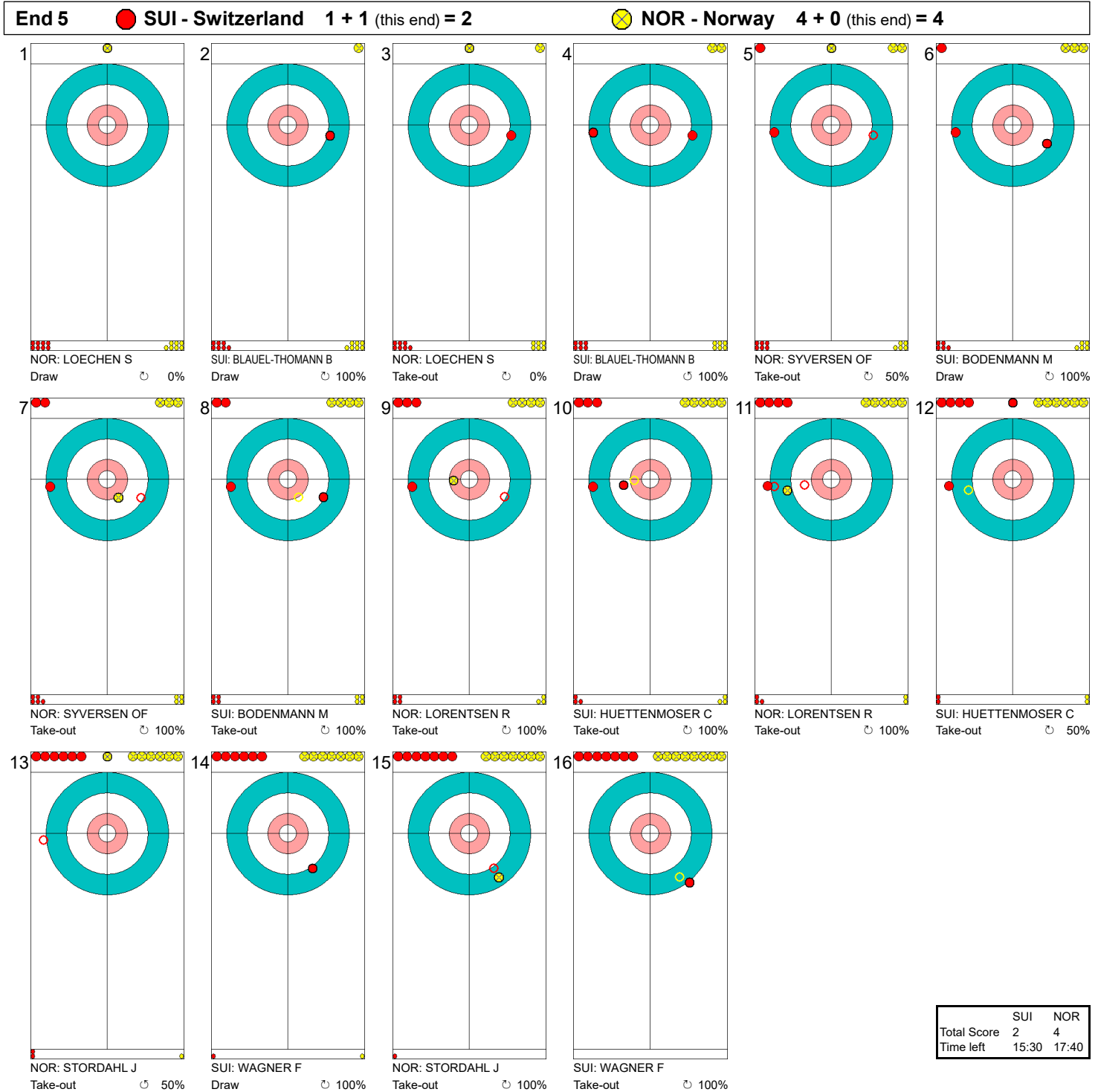


Legend:
 ↻ Clockwise ↺ Counter-clockwise - Not considered



Game - Shot by Shot

 게임-각각의 샷




Legend:

 ↻ Clockwise ↺ Counter-clockwise - Not considered



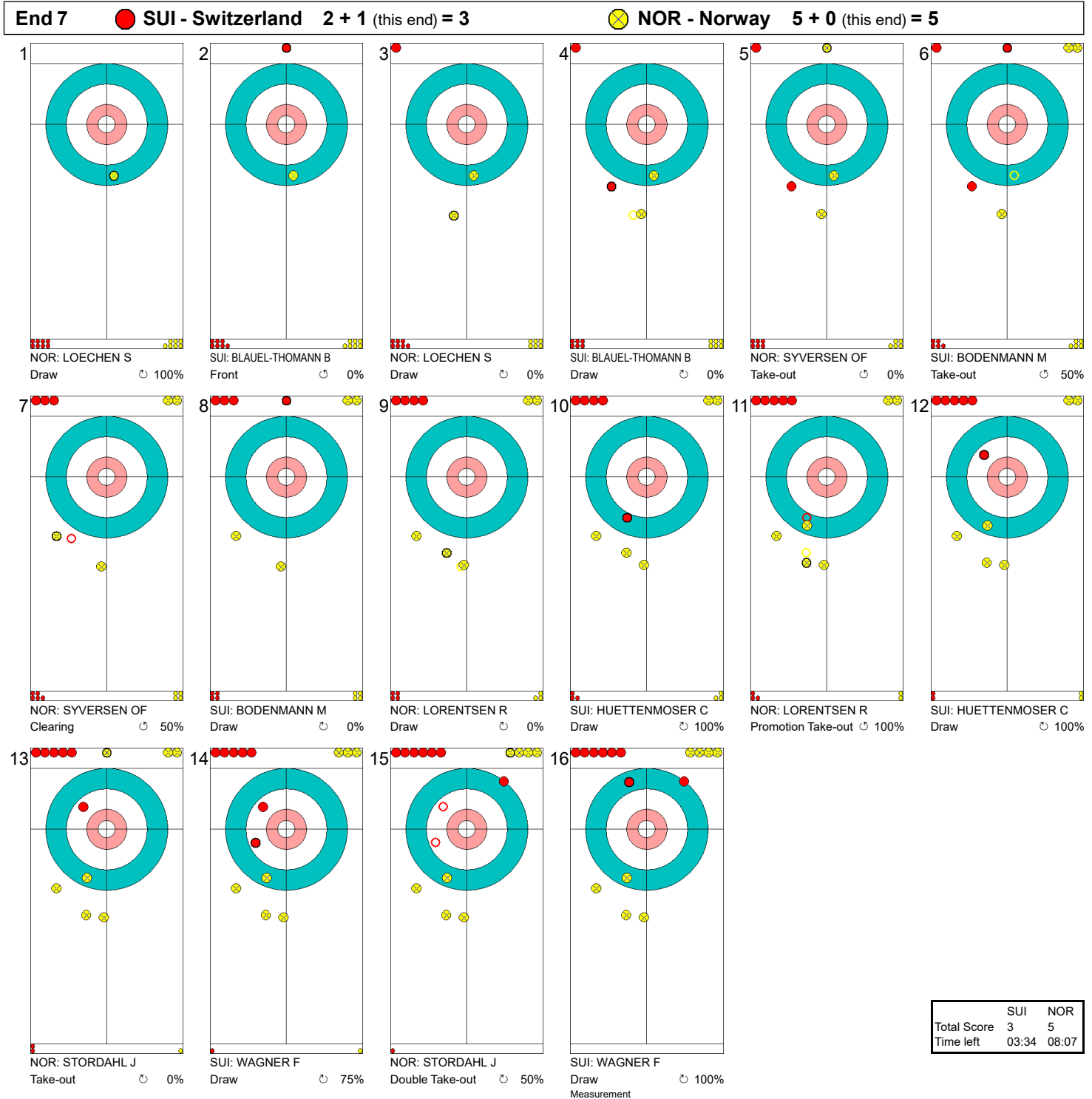
Game - Shot by Shot
게임-각각의 샷



Legend:
 ↻ Clockwise ↺ Counter-clockwise - Not considered



Game - Shot by Shot
게임-각각의 샷



Legend:
 ↻ Clockwise ↺ Counter-clockwise - Not considered



Game - Shot by Shot
게임-각각의 샷



Legend:
 ↻ Clockwise ↺ Counter-clockwise - Not considered



Game Results

대회 경기결과

Sheet	Game	Team	LSFE	1	2	3	4	5	6	7	8	Extra Ends	Total
B	5	NPA - Neutral Paralympic Athletes		1	1	1	1	1	0	0	1		6
	5	USA - United States of America	*	0	0	0	0	0	3	1	0		4

NPA - Neutral Paralympic Athletes			Shot Success	Game	All
4 S	KUROKHTIN Konstantin	M	86%	50%	
3 V	ROMANOV Marat	M	66%	55%	
2	SHEVCHENKO Alexander	M	63%	67%	
1	SHCHUKINA Daria	F	89%	72%	
A	MESHCHERIAKOV Andrei	M	-	59%	
Team Total			75%	60%	

USA - United States of America			Shot Success	Game	All
4 S	BLACK Kirk	M	48%	49%	
3 V	EMT Steve	M	67%	59%	
2	MARSHALL Justin	M	72%	55%	
1	GREELY Penny	F	66%	56%	
A	LINO Meghan	F	-	-	
Team Total			63%	55%	

Last Stone Draw Distance

⌚	SHCHUKINA Daria	120.7cm
⌚	SHEVCHENKO Alexander	116.9cm
Total		237.6cm

Time remaining: 2 minutes 59 seconds
Time-out: End 8 - NPA stone 7

Last Stone Draw Distance

⌚	EMT Steve	143.1cm
⌚	BLACK Kirk	58.9cm
Total		202.0cm

Time remaining: 0 minutes 20 seconds
Time-out: End 8 - USA stone 7

Shot Success Analysis

NPA - Neutral Paralympic Athletes		⌚	⌚	Game	
4	KUROKHTIN Konstantin	Draws	3 100%	4 88%	7 93%
		Take-outs	4 88%	3 67%	7 79%
		Total	7 93%	7 79%	14 86%
3	ROMANOV Marat	Draws	1 75%	1 0%	2 38%
		Take-outs	10 75%	4 56%	14 70%
		Total	11 75%	5 45%	16 66%
2	SHEVCHENKO Alexander	Draws	4 75%	1 100%	5 80%
		Take-outs	7 71%	4 25%	11 55%
		Total	11 73%	5 40%	16 63%
1	SHCHUKINA Daria	Draws	1 100%	11 93%	12 94%
		Take-outs	2 50%	2 100%	4 75%
		Total	3 67%	13 94%	16 89%
A	MESHCHERIAKOV Andrei	Draws	0 -	0 -	0 -
		Take-outs	0 -	0 -	0 -
		Total	0 -	0 -	0 -
Team		Draws	9 86%	17 87%	26 87%
		Take-outs	23 74%	13 56%	36 67%
		Total	32 77%	30 73%	62 75%

USA - United States of America		⌚	⌚	Game	
4	BLACK Kirk	Draws	8 56%	1 50%	9 56%
		Take-outs	5 30%	2 63%	7 39%
		Total	13 46%	3 58%	16 48%
3	EMT Steve	Draws	6 71%	2 50%	8 66%
		Take-outs	3 67%	5 70%	8 69%
		Total	9 69%	7 64%	16 67%
2	MARSHALL Justin	Draws	8 72%	1 75%	9 72%
		Take-outs	5 80%	2 50%	7 71%
		Total	13 75%	3 58%	16 72%
1	GREELY Penny	Draws	7 68%	2 63%	9 67%
		Take-outs	3 83%	4 50%	7 64%
		Total	10 73%	6 54%	16 66%
A	LINO Meghan	Draws	0 -	0 -	0 -
		Take-outs	0 -	0 -	0 -
		Total	0 -	0 -	0 -
Team		Draws	29 66%	6 58%	35 65%
		Take-outs	16 63%	13 60%	29 61%
		Total	45 65%	19 59%	64 63%

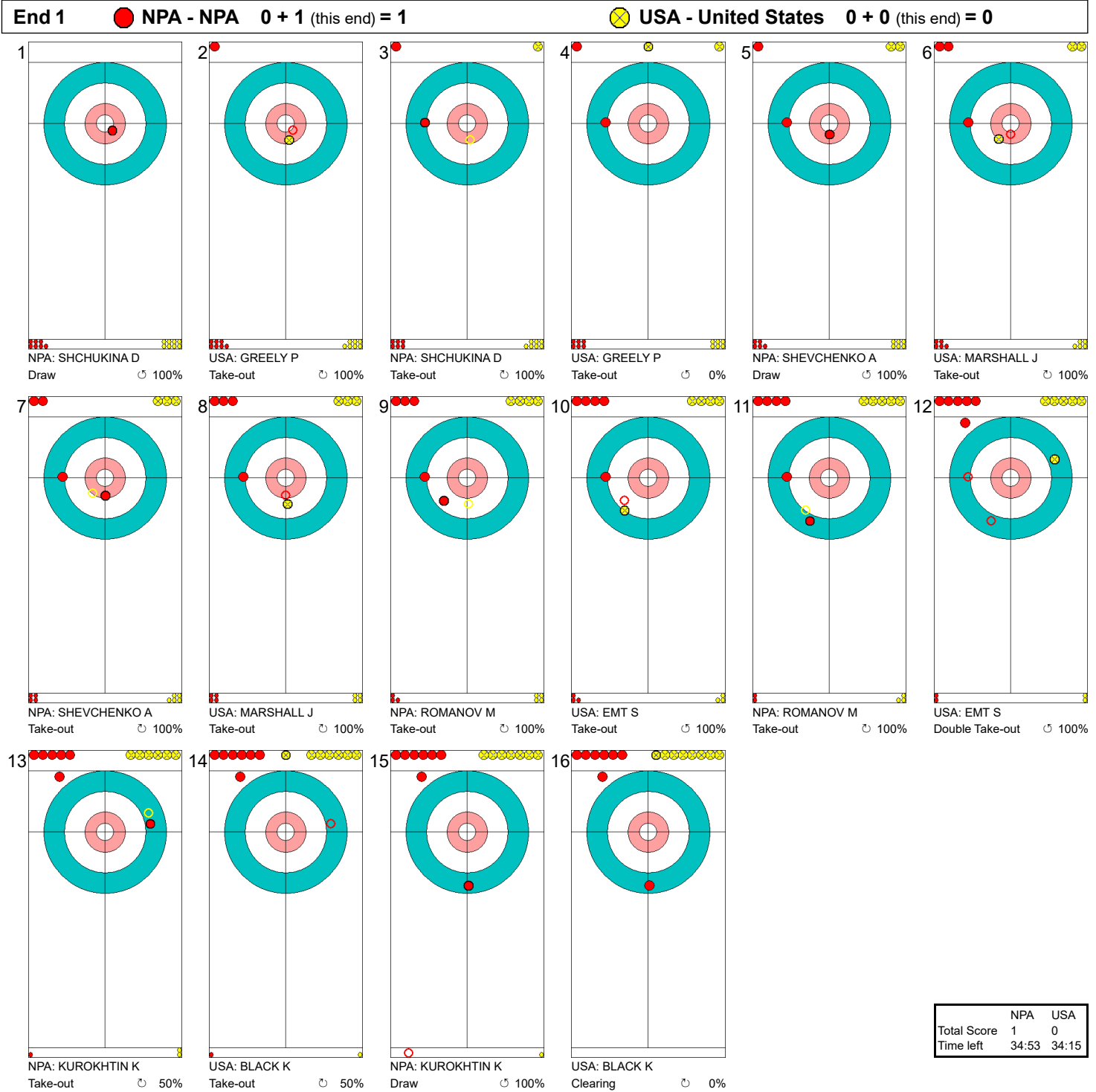
Note:
Position and function for each team member:
4 = Fourth, 3 = Third, 2 = Second, 1 = Lead, A = Alternate, S = Skip, V = Vice-Skip

Legend:
⌚ Clockwise ⌚ Counter-clockwise F Female
LSFE(*) Last Stone First End M Male



Game - Shot by Shot

 게임-각각의 샷



	NPA	USA
Total Score	1	0
Time left	34:53	34:15

Legend:

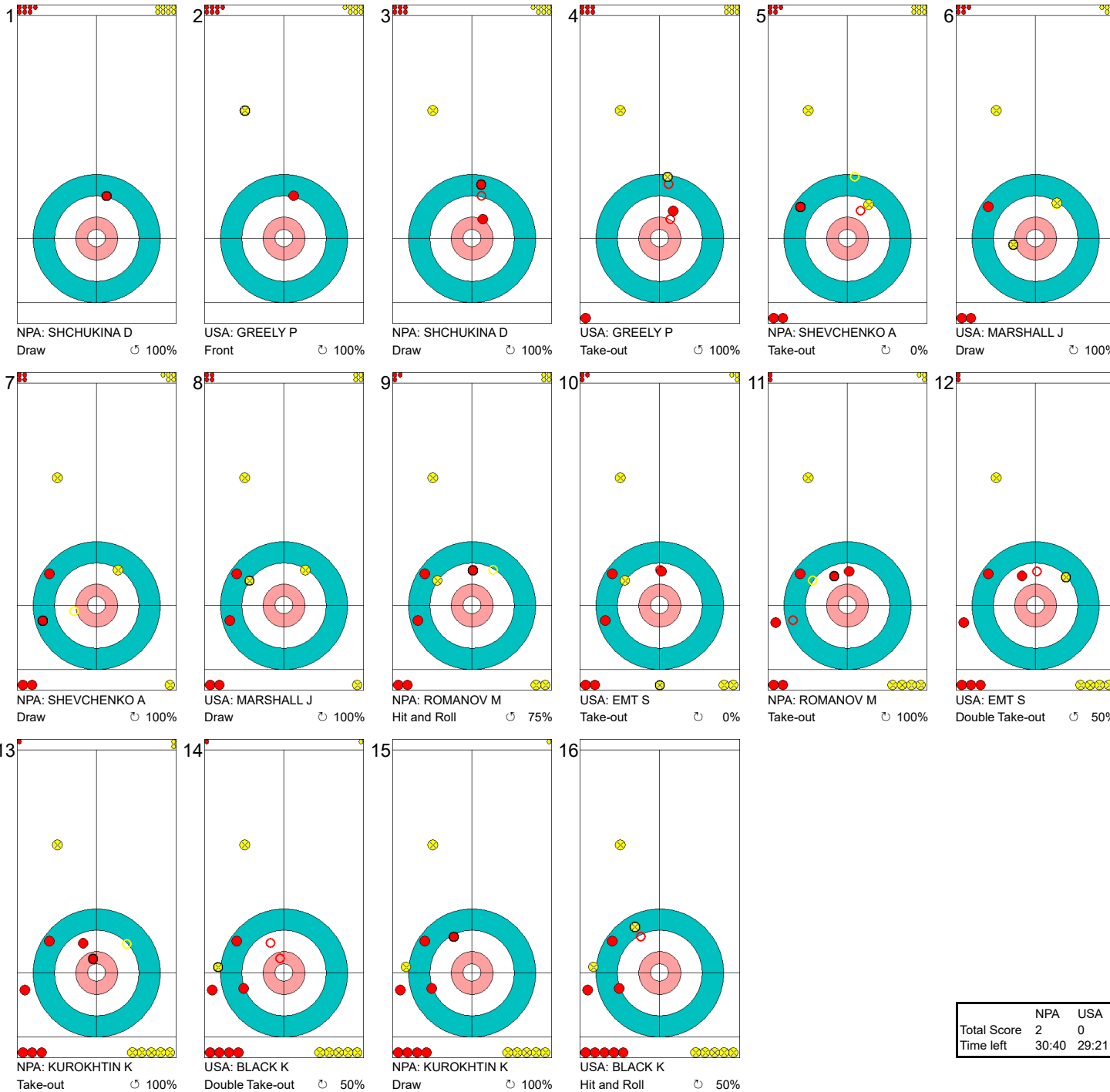
 ↻ Clockwise ↺ Counter-clockwise - Not considered



Game - Shot by Shot

게임-각각의 샷

End 2 **NPA - NPA 1 + 1 (this end) = 2** **USA - United States 0 + 0 (this end) = 0**



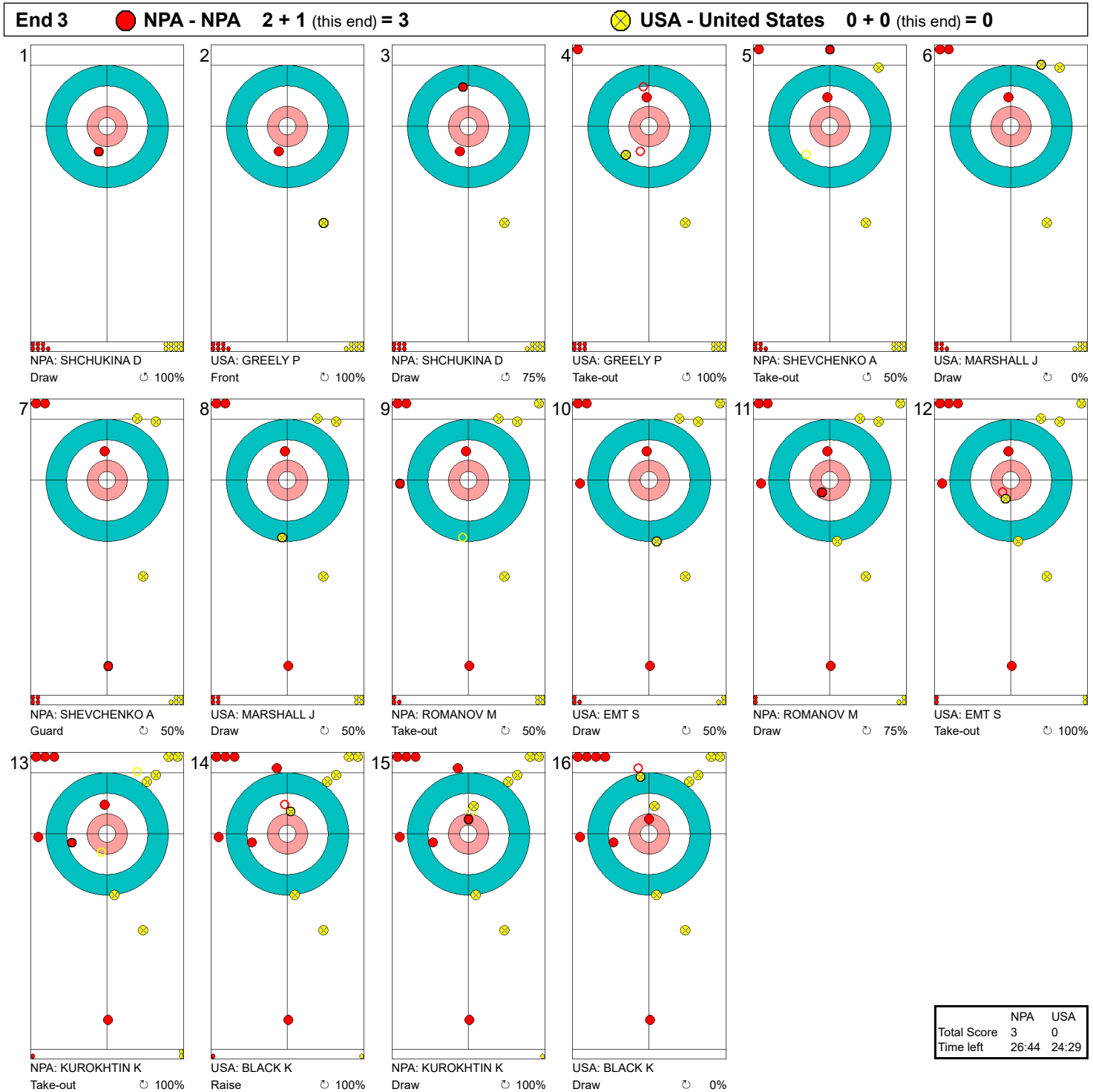
	NPA	USA
Total Score	2	0
Time left	30:40	29:21

Legend:
 ↻ Clockwise ↺ Counter-clockwise - Not considered



Game - Shot by Shot

게임-각각의 샷

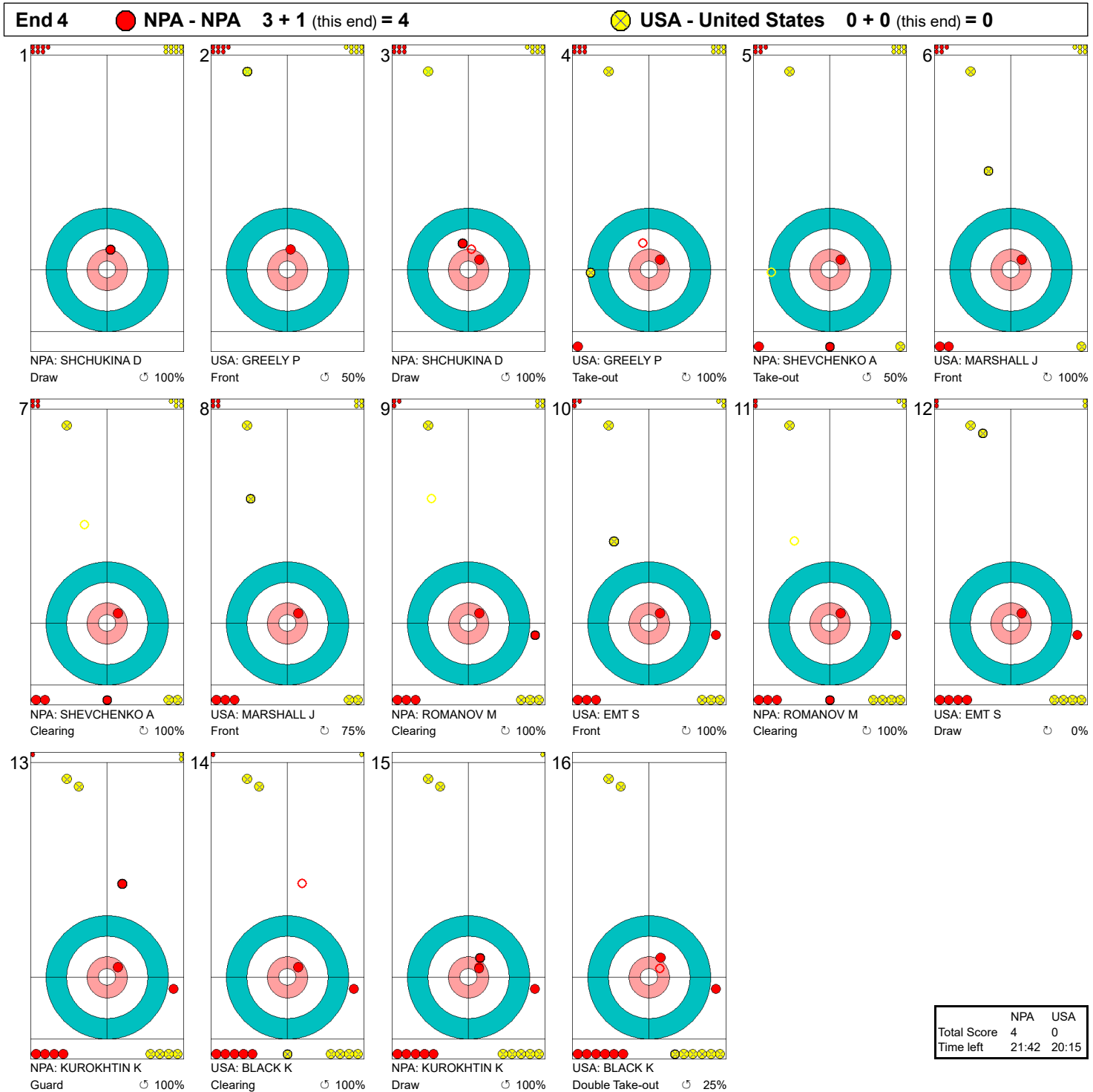


Legend:
 ↻ Clockwise ↺ Counter-clockwise - Not considered



Game - Shot by Shot

게임-각각의 샷

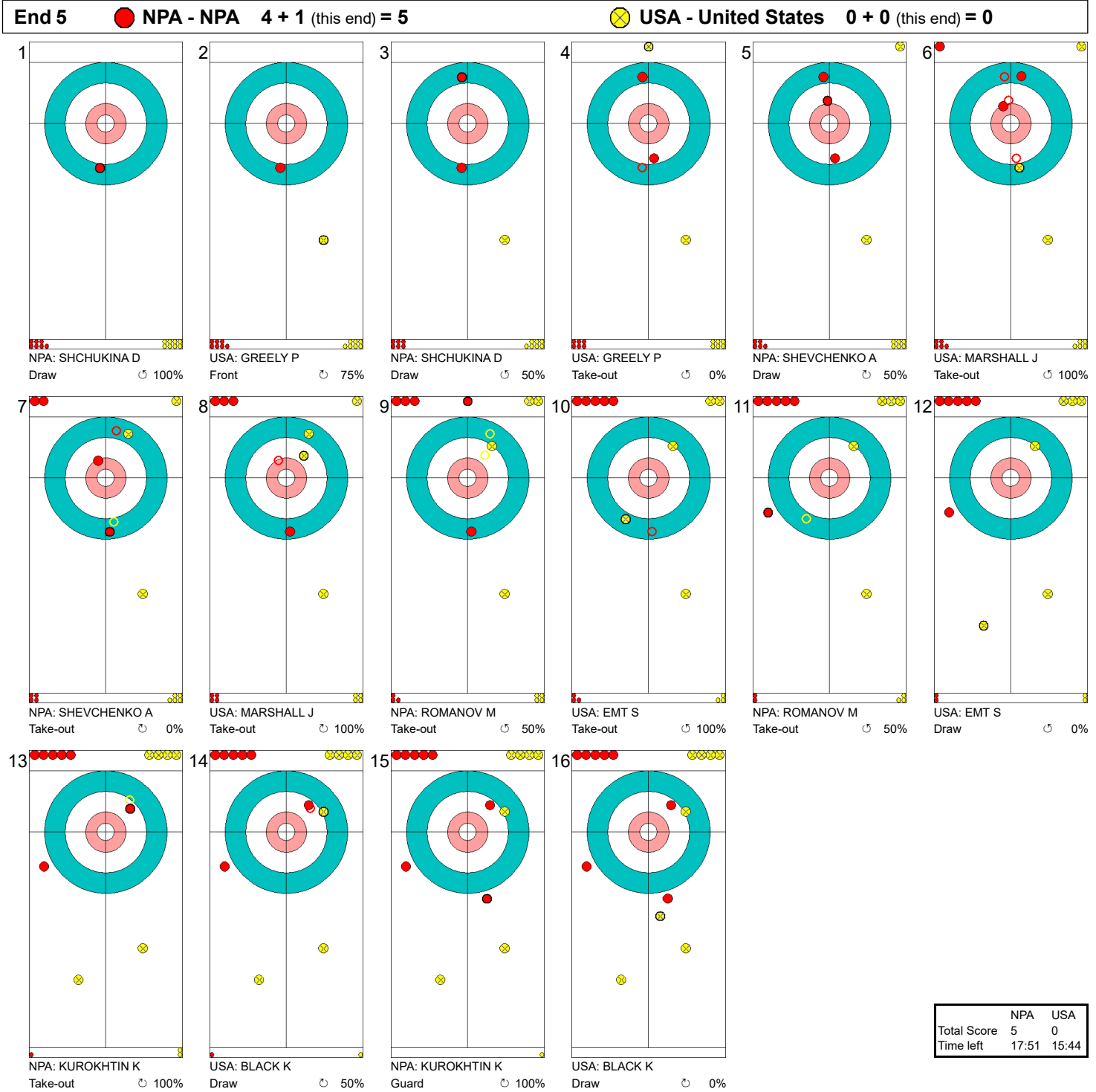


Legend:
 ↻ Clockwise ↺ Counter-clockwise - Not considered



Game - Shot by Shot

 게임-각각의 샷



Legend:
↻ Clockwise ↺ Counter-clockwise - Not considered





Game - Shot by Shot

게임-각각의 샷

End 6 **NPA - NPA 5 + 0 (this end) = 5** **USA - United States 0 + 3 (this end) = 3**



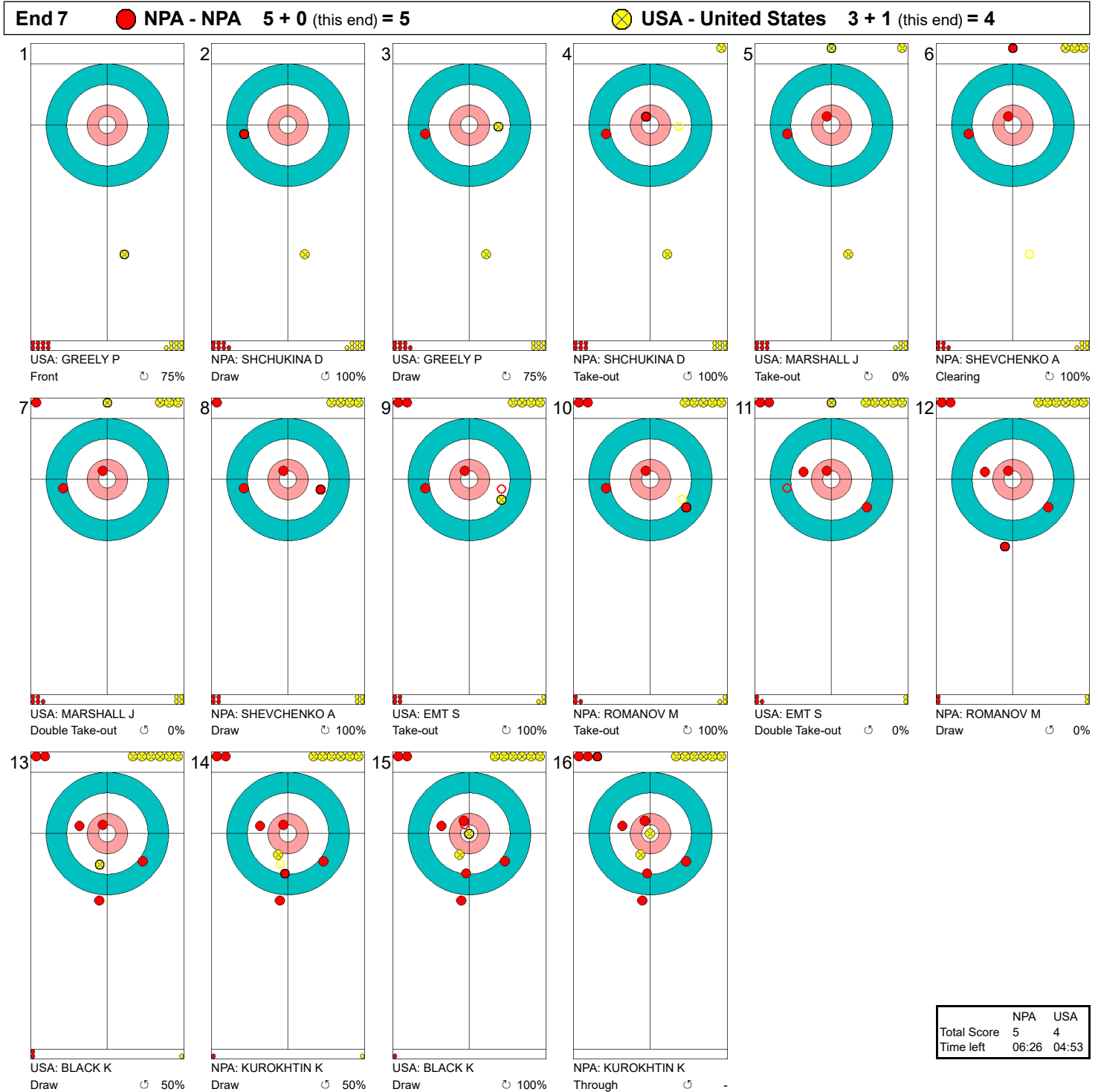
	NPA	USA
Total Score	5	3
Time left	12:22	10:32

Legend:
 Clockwise
 Counter-clockwise
 - Not considered



Game - Shot by Shot

게임-각각의 샷



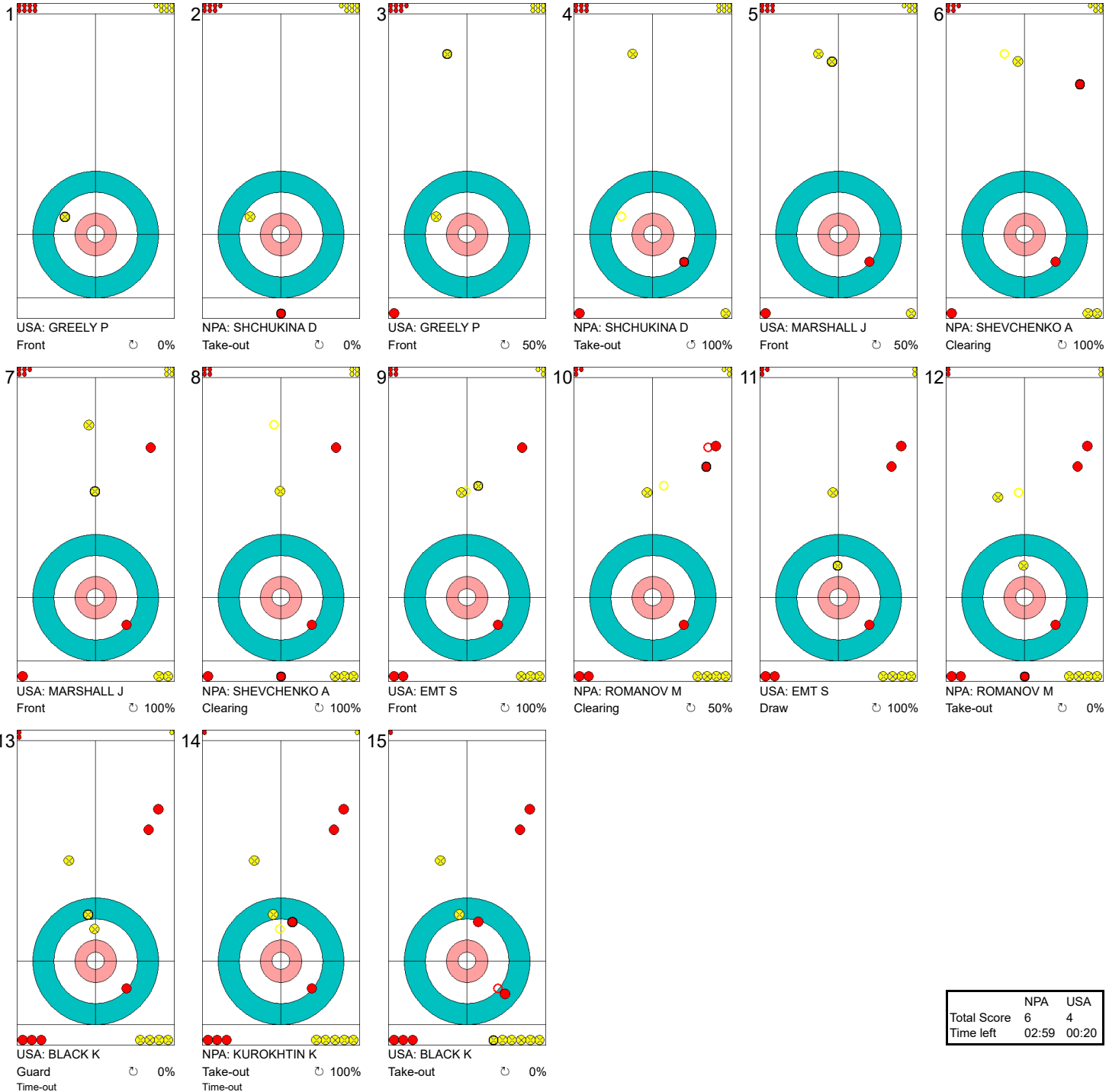
Legend:
 ↻ Clockwise ↺ Counter-clockwise - Not considered



Game - Shot by Shot

게임-각각의 샷

End 8 **NPA - NPA 5 + 1 (this end) = 6** **USA - United States 4 + 0 (this end) = 4**



Legend:
 ↻ Clockwise ↺ Counter-clockwise - Not considered



Game Results

대회 경기결과

Sheet	Game	Team	LSFE	1	2	3	4	5	6	7	8	Extra Ends	Total
C	5	GBR - Great Britain		0	1	1	1	2	0	3	X		8
	5	CAN - Canada	*	0	0	0	0	0	1	0	X		1

GBR - Great Britain			Shot Success	
			Game	All
4 S	NEILSON Aileen	F	63%	57%
3 V	NIBLOE Hugh	M	75%	67%
2	EWAN Gregor	M	70%	60%
1	McPHERSON Bob	M	84%	74%
A	MALONE Angie	F	-	25%
Team Total			73%	64%

CAN - Canada			Shot Success	
			Game	All
4 S	IDESON Mark	M	33%	60%
3 V	FORREST Ina	F	63%	63%
2	THIESSEN Dennis	M	73%	61%
1	WRIGHT Marie	F	57%	65%
A	ANSEEUW Jamie	M	-	-
Team Total			57%	62%

Last Stone Draw		Distance
↻	NEILSON Aileen	139.4cm
↺	McPHERSON Bob	85.4cm
Total		224.8cm

Time remaining: 5 minutes 44 seconds

Last Stone Draw		Distance
↻	IDESON Mark	70.3cm
↺	FORREST Ina	29.2cm
Total		99.5cm

Time remaining: 4 minutes 26 seconds

Time-out: End 7 - CAN stone 6

Shot Success Analysis

GBR - Great Britain		↻	↺	Game	
4	NEILSON Aileen	Draws	3 75%	6 33%	9 47%
	Take-outs	2 75%	3 100%	5 90%	
	Total	5 75%	9 56%	14 63%	
3	NIBLOE Hugh	Draws	3 92%	1 100%	4 94%
	Take-outs	4 88%	6 54%	10 68%	
	Total	7 89%	7 61%	14 75%	
2	EWAN Gregor	Draws	6 67%	1 0%	7 57%
	Take-outs	5 90%	2 63%	7 82%	
	Total	11 77%	3 42%	14 70%	
1	McPHERSON Bob	Draws	9 78%	2 88%	11 80%
	Take-outs	2 100%	1 100%	3 100%	
	Total	11 82%	3 92%	14 84%	
A	MALONE Angie	Draws	0 -	0 -	0 -
	Take-outs	0 -	0 -	0 -	
	Total	0 -	0 -	0 -	
Team	Draws	21 76%	10 48%	31 67%	
	Take-outs	13 88%	12 71%	25 80%	
	Total	34 81%	22 60%	56 73%	

CAN - Canada		↻	↺	Game	
4	IDESON Mark	Draws	1 0%	5 30%	6 25%
	Take-outs	3 50%	4 31%	7 39%	
	Total	4 38%	9 31%	13 33%	
3	FORREST Ina	Draws	4 56%	4 56%	8 56%
	Take-outs	2 88%	4 63%	6 71%	
	Total	6 67%	8 59%	14 63%	
2	THIESSEN Dennis	Draws	2 63%	5 80%	7 75%
	Take-outs	2 50%	5 80%	7 71%	
	Total	4 56%	10 80%	14 73%	
1	WRIGHT Marie	Draws	6 58%	2 50%	8 56%
	Take-outs	1 50%	5 60%	6 58%	
	Total	7 57%	7 57%	14 57%	
A	ANSEEUW Jamie	Draws	0 -	0 -	0 -
	Take-outs	0 -	0 -	0 -	
	Total	0 -	0 -	0 -	
Team	Draws	13 54%	16 55%	29 54%	
	Take-outs	8 59%	18 60%	26 60%	
	Total	21 56%	34 57%	55 57%	

Note:

Position and function for each team member:

4 = Fourth, 3 = Third, 2 = Second, 1 = Lead, A = Alternate, S = Skip, V = Vice-Skip

Legend:

↻ Clockwise

↺ Counter-clockwise

F Female

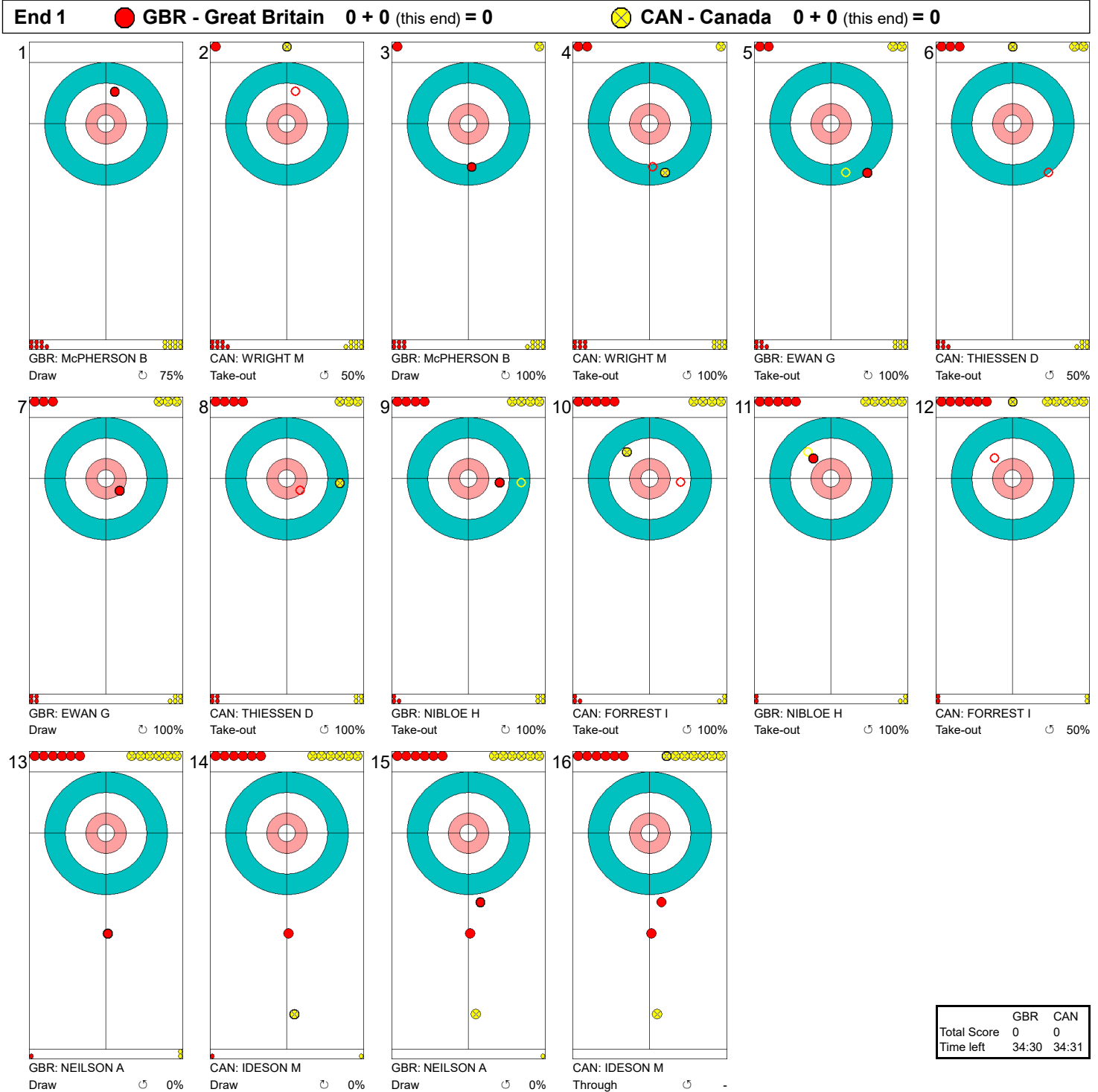
LSFE(*) Last Stone First End

M Male

X Unplayed/unfinished end due to concession



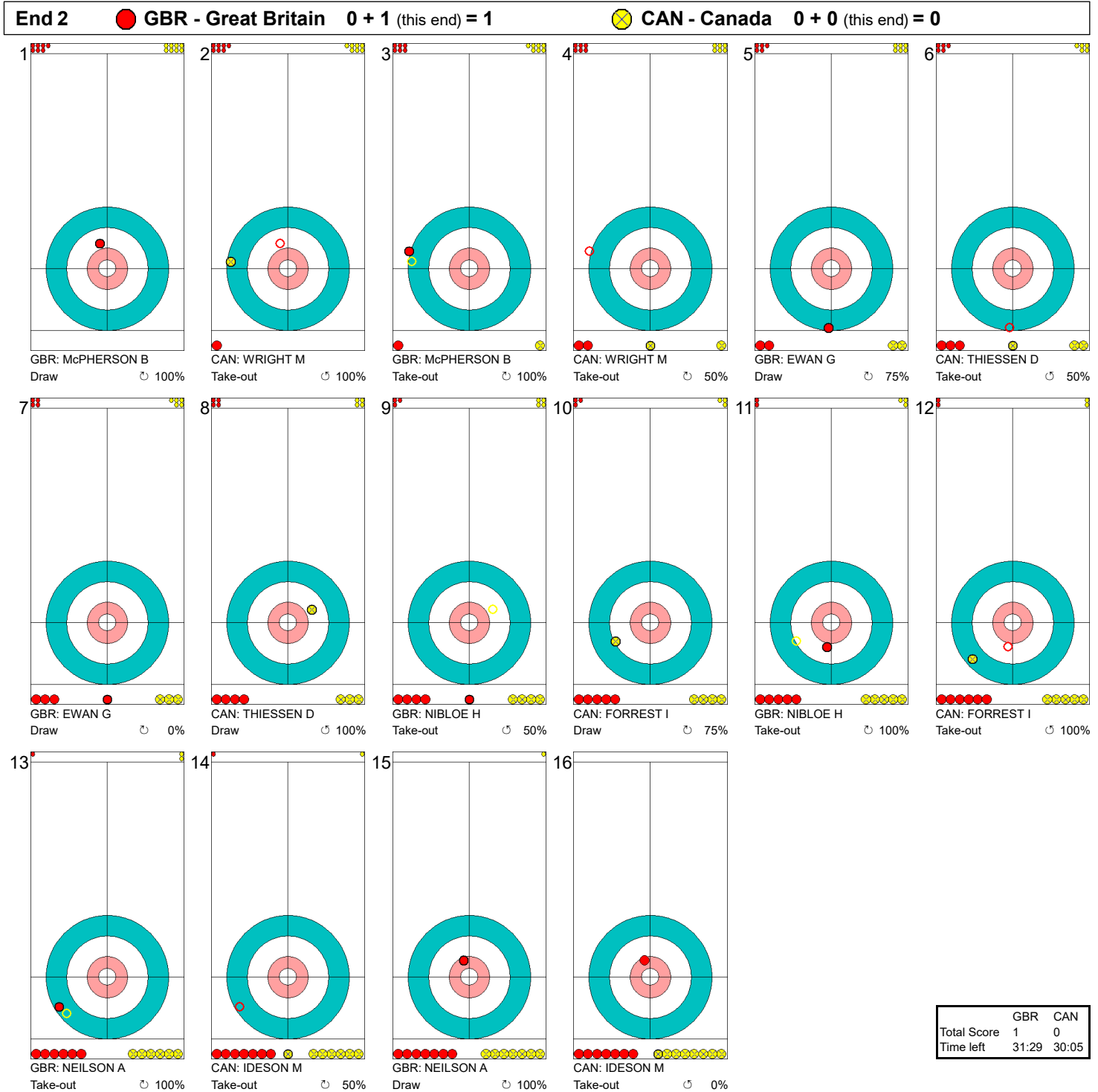
Game - Shot by Shot
게임-각각의 샷



Legend:
 ↻ Clockwise ↺ Counter-clockwise - Not considered



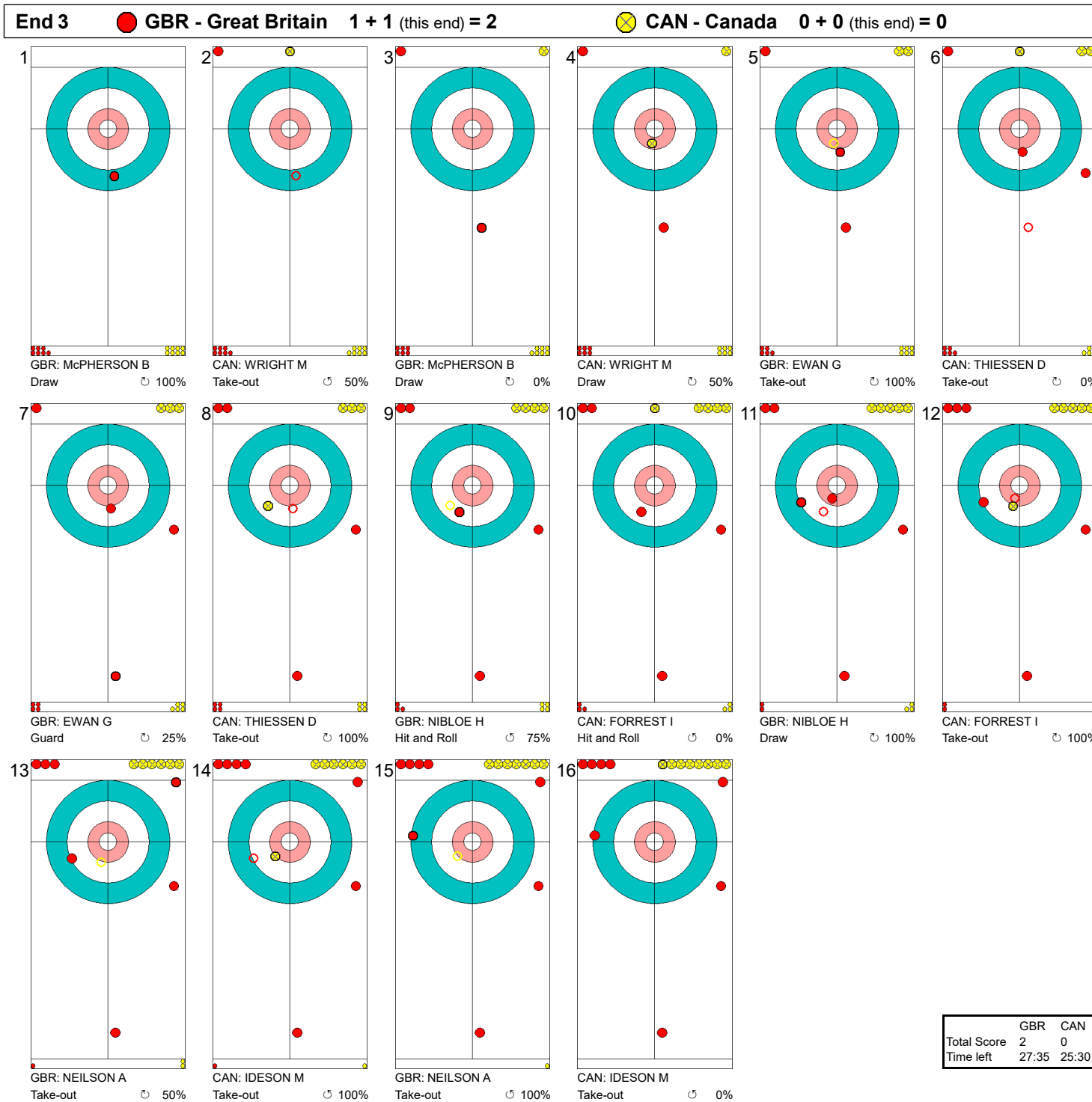
Game - Shot by Shot
게임-각각의 샷



Legend:
 ↻ Clockwise ↺ Counter-clockwise - Not considered




Game - Shot by Shot
 게임-각각의 샷



Legend:
 ↻ Clockwise ↺ Counter-clockwise - Not considered



Game - Shot by Shot
게임-각각의 샷



Legend:
 ↻ Clockwise ↺ Counter-clockwise - Not considered



Game - Shot by Shot

게임-각각의 샷

End 5 ● **GBR - Great Britain 3 + 2 (this end) = 5** ● **CAN - Canada 0 + 0 (this end) = 0**



	GBR	CAN
Total Score	5	0
Time left	18:32	15:45

Legend:
 ↻ Clockwise ↺ Counter-clockwise - Not considered





Game - Shot by Shot

게임-각각의 샷

End 6 ● GBR - Great Britain 5 + 0 (this end) = 5 ● CAN - Canada 0 + 1 (this end) = 1

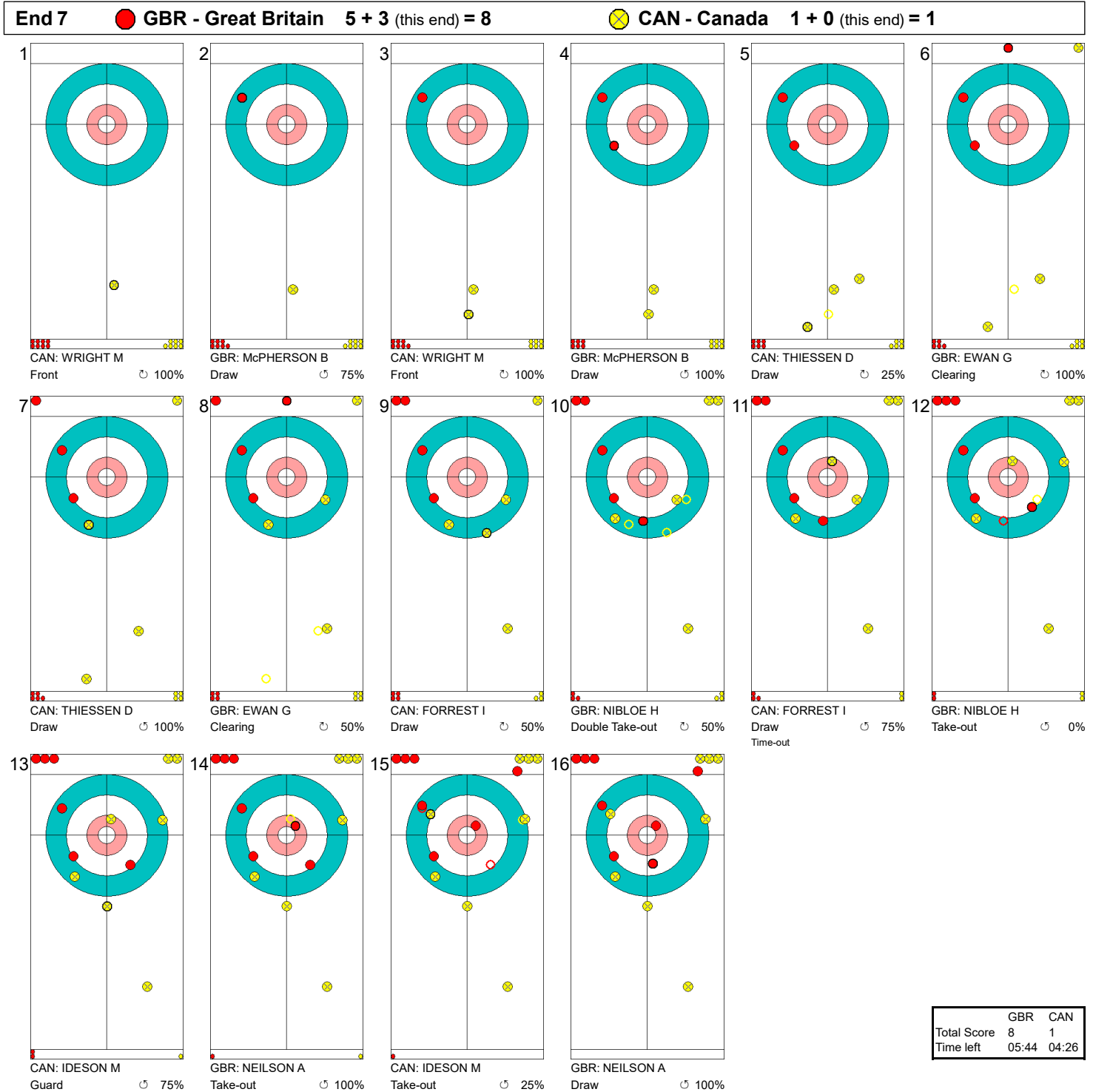


	GBR	CAN
Total Score	5	1
Time left	11:36	09:48

Legend: ↻ Clockwise ↺ Counter-clockwise - Not considered



Game - Shot by Shot
게임-각각의 샷



Legend:
 ⤴ Clockwise ⤵ Counter-clockwise - Not considered



Game Results
대회 경기결과

Sheet	Game	Team	LSFE	1	2	3	4	5	6	7	8	Extra Ends	Total
D	5	KOR - Republic of Korea		0	0	0	0	2	0	0	1		3
	5	GER - Germany	*	1	0	1	1	0	0	1	0		4

KOR - Republic of Korea			Shot Success	
			Game	All
4	V	CHA Jaegoan	M	52% 63%
3		JUNG Seungwon	M	59% 67%
2	S	SEO Soonseok	M	75% 63%
1		BANG Min-Ja	F	69% 70%
A		LEE Dongha	M	- 65%
Team Total				64% 66%

GER - Germany			Shot Success	
			Game	All
4	S	PUTZICH Christiane	F	60% 56%
3		PAVEL Harry	M	39% 55%
2	V	MEISSNER Wolf	M	67% 55%
1		MELCHIOR Heike	F	38% 61%
A		SCHLITT Martin	M	- 46%
Team Total				51% 55%

Last Stone Draw Distance

↻	SEO Soonseok	137.4cm
↺	BANG Min-Ja	116.8cm
Total		254.2cm

Last Stone Draw Distance

↻	PUTZICH Christiane	109.1cm
↺	MELCHIOR Heike	53.1cm
Total		162.2cm

Time remaining: 4 minutes 58 seconds
Time-out: End 8 - KOR stone 7

Time remaining: 3 minutes 8 seconds
Time-out: End 5 - GER stone 8

Shot Success Analysis

KOR - Republic of Korea		↻	↺	Game
4	CHA Jaegoan	Draws 5 65%	4 0%	9 36%
		Take-outs 4 69%	3 75%	7 71%
		Total 9 67%	7 32%	16 52%
3	JUNG Seungwon	Draws 6 46%	7 68%	13 58%
		Take-outs 2 100%	1 0%	3 67%
		Total 8 59%	8 59%	16 59%
2	SEO Soonseok	Draws 4 81%	7 86%	11 84%
		Take-outs 4 69%	1 0%	5 55%
		Total 8 75%	8 75%	16 75%
1	BANG Min-Ja	Draws 8 75%	4 75%	12 75%
		Take-outs 3 50%	1 50%	4 50%
		Total 11 68%	5 70%	16 69%
A	LEE Dongha	Draws 0 -	0 -	0 -
		Take-outs 0 -	0 -	0 -
		Total 0 -	0 -	0 -
Team		Draws 23 66%	22 63%	45 64%
		Take-outs 13 69%	6 46%	19 62%
		Total 36 67%	28 59%	64 64%

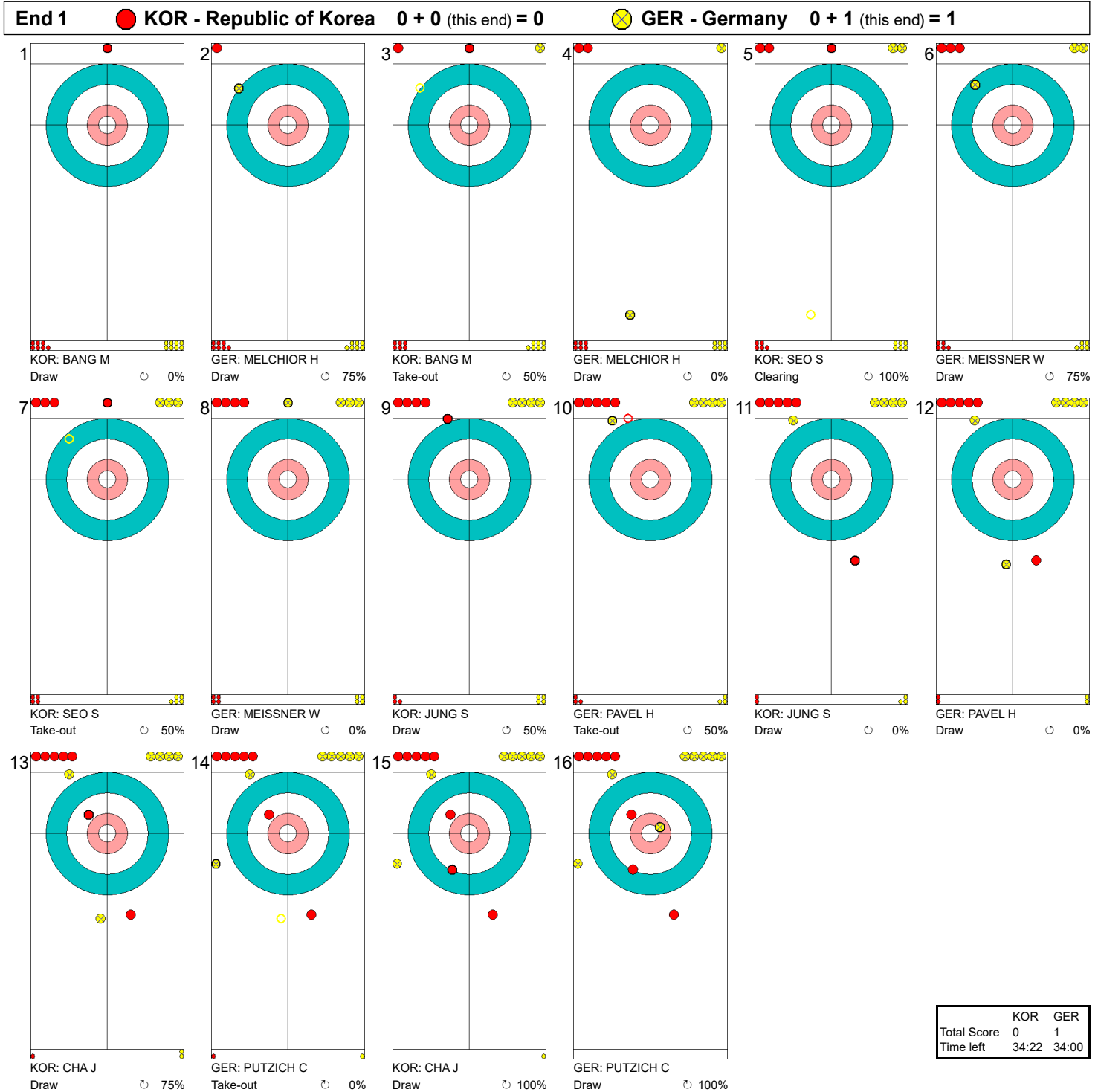
GER - Germany		↻	↺	Game
4	PUTZICH Christiane	Draws 2 100%	4 50%	6 67%
		Take-outs 3 17%	6 75%	9 56%
		Total 5 50%	10 65%	15 60%
3	PAVEL Harry	Draws 0 -	3 25%	3 25%
		Take-outs 5 40%	8 44%	13 42%
		Total 5 40%	11 39%	16 39%
2	MEISSNER Wolf	Draws 0 -	6 54%	6 54%
		Take-outs 6 92%	4 50%	10 75%
		Total 6 92%	10 53%	16 67%
1	MELCHIOR Heike	Draws 7 14%	6 54%	13 33%
		Take-outs 1 100%	0 -	1 100%
		Total 8 25%	6 54%	14 38%
A	SCHLITT Martin	Draws 0 -	0 -	0 -
		Take-outs 0 -	0 -	0 -
		Total 0 -	0 -	0 -
Team		Draws 9 33%	19 49%	28 44%
		Take-outs 15 60%	18 56%	33 58%
		Total 24 50%	37 52%	61 51%

Note:
Position and function for each team member:
4 = Fourth, 3 = Third, 2 = Second, 1 = Lead, A = Alternate, S = Skip, V = Vice-Skip

Legend:
↻ Clockwise ↺ Counter-clockwise F Female
LSFE(*) Last Stone First End M Male



Game - Shot by Shot
게임-각각의 샷



Legend:
 ↻ Clockwise ↺ Counter-clockwise - Not considered



Game - Shot by Shot
게임-각각의 샷

End 2 ● KOR - Republic of Korea 0 + 0 (this end) = 0 ○ GER - Germany 1 + 0 (this end) = 1



	KOR	GER
Total Score	0	1
Time left	31:01	30:18

Legend:
 ↻ Clockwise ↺ Counter-clockwise - Not considered



Game - Shot by Shot
 게임-각각의 샷

End 3 ● **KOR - Republic of Korea** 0 + 0 (this end) = 0 ● **GER - Germany** 1 + 1 (this end) = 2



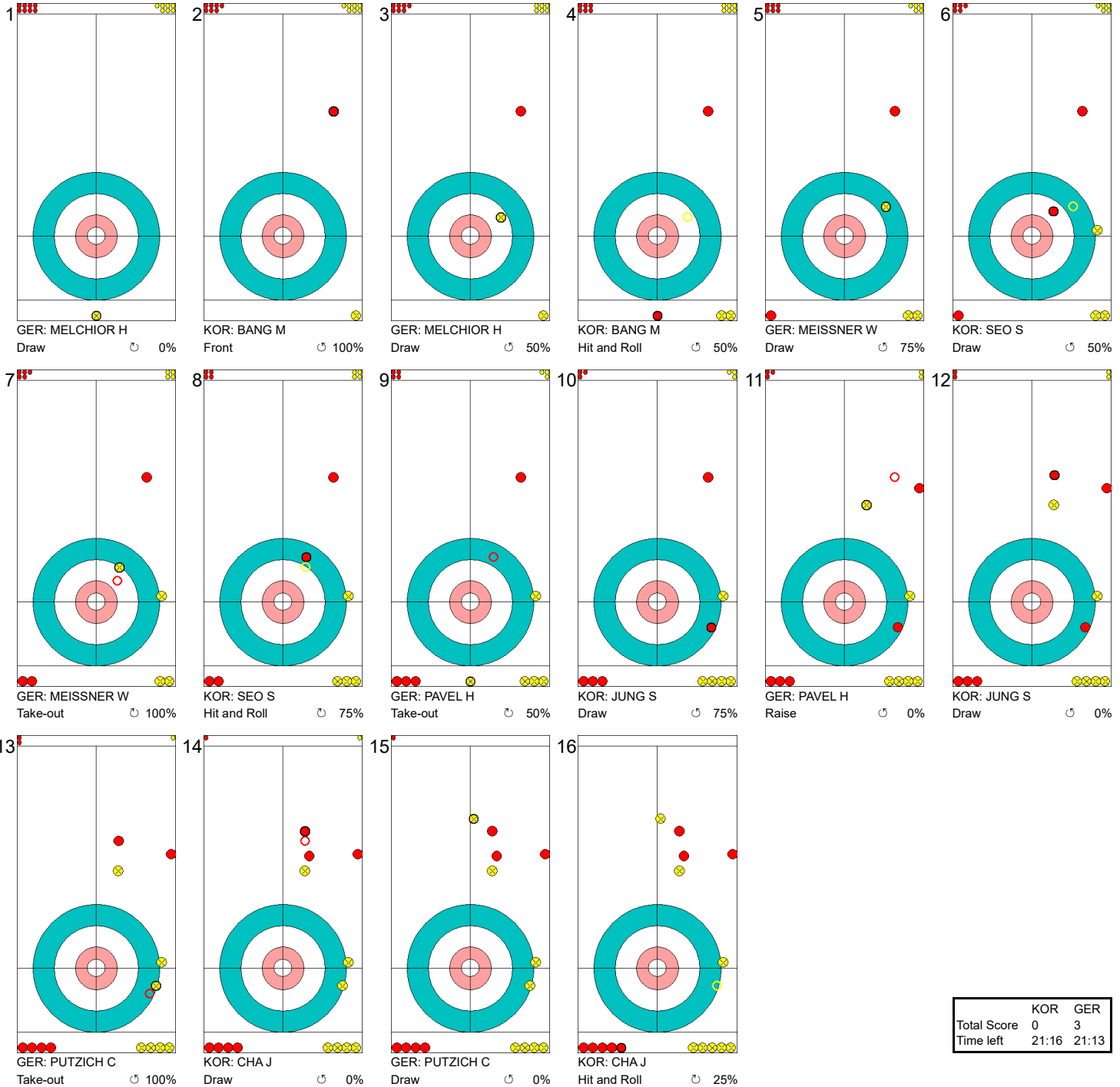
	KOR	GER
Total Score	0	2
Time left	25:35	25:53

Legend:
 ↻ Clockwise ↺ Counter-clockwise - Not considered



Game - Shot by Shot
게임-각각의 샷

End 4 ● KOR - Republic of Korea 0 + 0 (this end) = 0 ○ GER - Germany 2 + 1 (this end) = 3



	KOR	GER
Total Score	0	3
Time left	21:16	21:13

Legend:
 ↻ Clockwise ↺ Counter-clockwise - Not considered



Game - Shot by Shot

게임-각각의 샷

End 5 ● **KOR - Republic of Korea** 0 + 2 (this end) = 2 ● **GER - Germany** 3 + 0 (this end) = 3

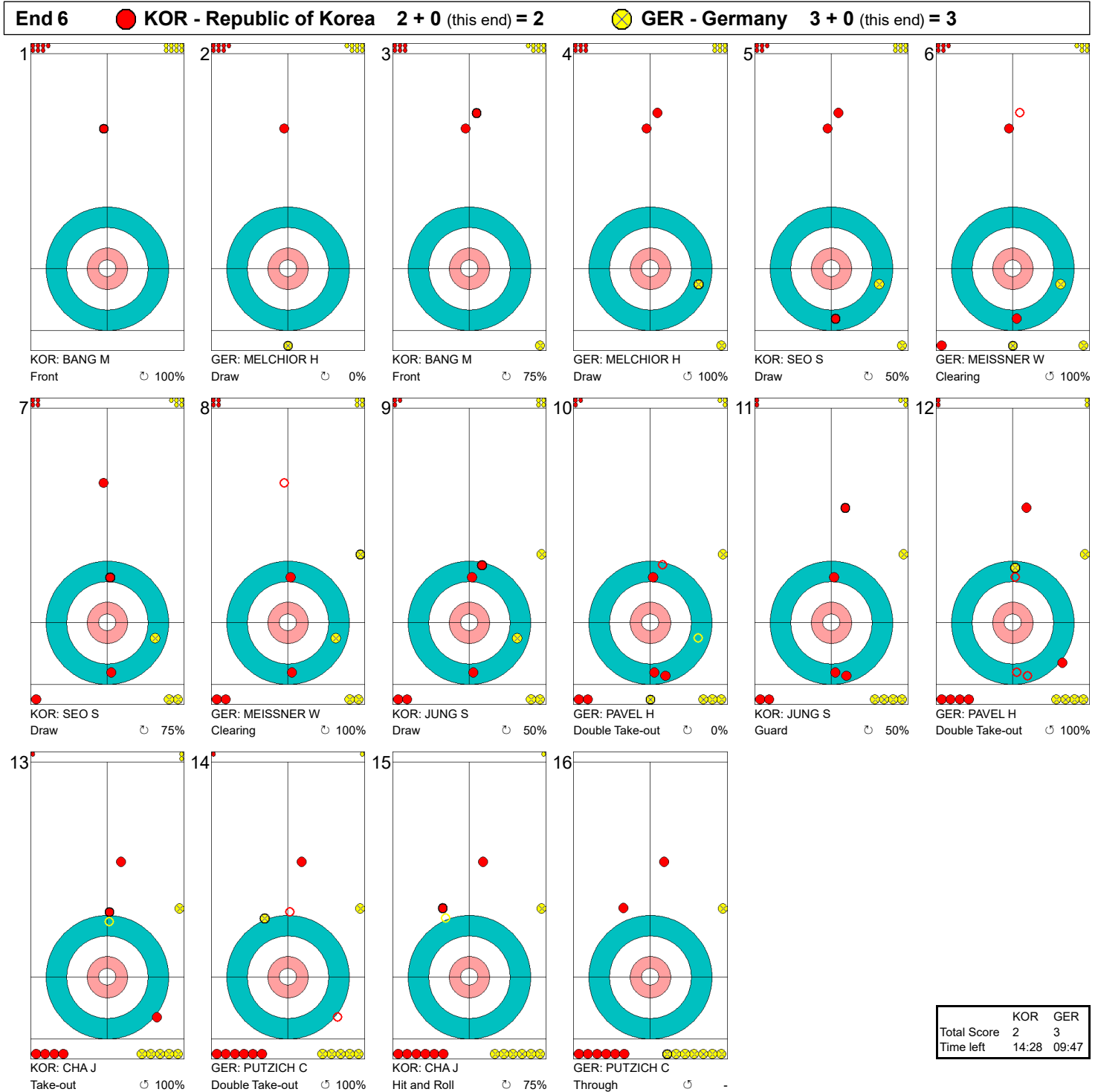


	KOR	GER
Total Score	2	3
Time left	18:02	15:33

Legend:
 ↻ Clockwise ↺ Counter-clockwise - Not considered



Game - Shot by Shot
게임-각각의 샷




Legend:
 ↻ Clockwise ↺ Counter-clockwise - Not considered



Game - Shot by Shot

게임-각각의 샷

End 7 ● **KOR - Republic of Korea** **2 + 0** (this end) = **2** ● **GER - Germany** **3 + 1** (this end) = **4**



	KOR	GER
Total Score	2	4
Time left	09:16	06:06

Legend:
 ↻ Clockwise ↺ Counter-clockwise - Not considered



Game - Shot by Shot
게임-각각의 샷

End 8 **KOR - Republic of Korea** 2 + 1 (this end) = 3 **GER - Germany** 4 + 0 (this end) = 4



	KOR	GER
Total Score	3	4
Time left	04:58	03:08

Legend:
 ↻ Clockwise ↺ Counter-clockwise - Not considered

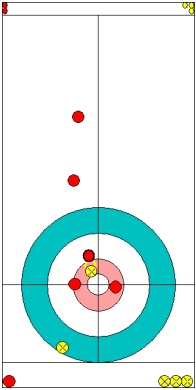


Most Important Shots
 승부 유효 샷

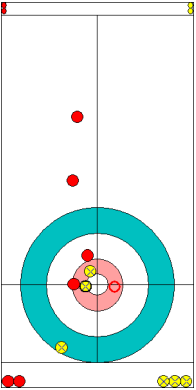
Sheet	Game	Team	LSFE	1	2	3	4	5	6	7	8	Extra Ends	Total
A	5	SUI - Switzerland	●		0	0	1	0	1	0	1	0	3
	5	NOR - Norway	●	*	1	1	0	2	0	1	0	1	6

Most Important Shot:

Norwegian Third LORENTSEN R played a perfect Hit and Roll to sit two stones near the button behind cover. The Swiss team was unable to remove these stones, leading to a score of two points for team Norway.



Before



After

End: 4

Team: NOR - Norway

Player: LORENTSEN Rune

Team Stone: 1 2 3 4 5 ⑥ 7 8

Task: Hit and Roll

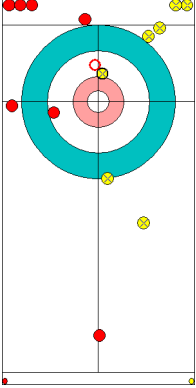
Rotation: ↻

Shot Success: 100%

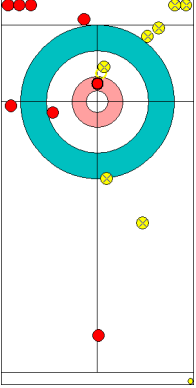
Sheet	Game	Team	LSFE	1	2	3	4	5	6	7	8	Extra Ends	Total
B	5	NPA - Neutral Paralympic Athletes	●		1	1	1	1	1	0	0	1	6
	5	USA - United States of America	●	*	0	0	0	0	0	3	1	0	4

Most Important Shot:

NPA Skip KUROKHTIN K played a Draw to the four foot to sit shot on a US stone behind cover. Team USA attempted to draw to the button but was wide and heavy resulting in the second consecutive steal of one, giving control of the game to team NPA.



Before



After

End: 3

Team: NPA - Neutral Paralympic Athletes

Player: KUROKHTIN Konstantin

Team Stone: 1 2 3 4 5 6 7 ⑧

Task: Draw

Rotation: ↻

Shot Success: 100%



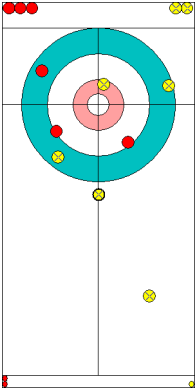
Most Important Shots

승부 유효 샷

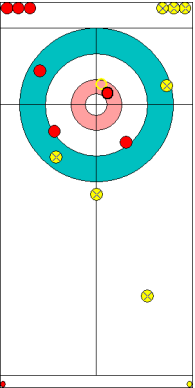
Sheet	Game	Team	LSFE	1	2	3	4	5	6	7	8	Extra Ends	Total
C	5	GBR - Great Britain	●	0	1	1	1	2	0	3	X		8
	5	CAN - Canada	●	*	0	0	0	0	0	1	0	X	

Most Important Shot:

The British Skip NEILSON A played an excellent Take-out through a narrow port to remove the Canadian shot stone. With his last stone the Canadian Skip IDESON M attempted to play the same shot and failed. The British team scored 3 points and won the game.



Before



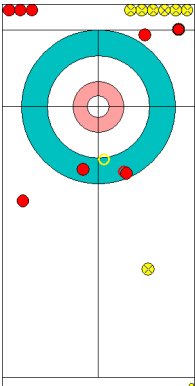
After

End: 7
Team: GBR - Great Britain
Player: NEILSON Aileen
Team Stone: 1 2 3 4 5 6 ⑦ 8
Task: Take-out
Rotation: ↺
Shot Success: 100%

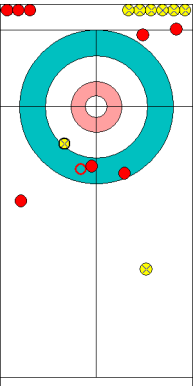
Sheet	Game	Team	LSFE	1	2	3	4	5	6	7	8	Extra Ends	Total
D	5	KOR - Republic of Korea	●	0	0	0	0	2	0	0	1		3
	5	GER - Germany	●	*	1	0	1	1	0	0	1	0	

Most Important Shot:

In an end with lots of pressure from team Korea, the German Skip PUTZICH C had to play a Draw facing two Korean stones to score one and keep the lead of two stones going into the last end.



Before



After

End: 7
Team: GER - Germany
Player: PUTZICH Christiane
Team Stone: 1 2 3 4 5 6 7 ⑧
Task: Draw
Rotation: ↺
Shot Success: 100%

Legend:

↻ Clockwise

↺ Counter-clockwise

LSFE(*) Last Stone First End

X Unplayed/unfinished end due to concession



Session Results and Standings

세션 결과 및 순위

Sheet	Game	Team	LSFE	1	2	3	4	5	6	7	8	Extra Ends	Total
A	4	GER - Germany		3	0	1	0	2	0	1	0		7
	5	SVK - Slovakia	*	0	2	0	2	0	1	0	1		6
B	5	CHN - People's Republic of China	*	1	0	1	0	1	3	2	X		8
	4	SUI - Switzerland		0	1	0	1	0	0	0	X		2
C	5	FIN - Finland	*	0	0	4	0	1	0	1	2		8
	4	USA - United States of America		1	1	0	2	0	1	0	0		5
D	5	SWE - Sweden		0	0	0	0	0	0	1	X		1
	4	GBR - Great Britain	*	2	1	1	1	1	0	0	X		6

Current Standings

Rank	Team	Games	Wins	Losses
1	CHN - People's Republic of China	5	5	0
2	KOR - Republic of Korea	4	4	0
3	CAN - Canada	4	3	1
3	GBR - Great Britain	4	3	1
3	GER - Germany	4	3	1
6	SUI - Switzerland	4	2	2
7	SVK - Slovakia	5	2	3
8	NOR - Norway	4	1	3
8	NPA - Neutral Paralympic Athletes	4	1	3
8	USA - United States of America	4	1	3
11	FIN - Finland	5	1	4
12	SWE - Sweden	5	0	5

Note:

Under WCF rules, tie-breaking rules for standings are not applied until after the last game of the round robin.

Legend:

LSFE(*) Last Stone First End X Unplayed/unfinished end due to concession



Game Results

대회 경기결과

Sheet	Game	Team	LSFE	1	2	3	4	5	6	7	8	Extra Ends	Total
A	4	GER - Germany		3	0	1	0	2	0	1	0		7
	5	SVK - Slovakia	*	0	2	0	2	0	1	0	1		6

GER - Germany			Shot Success	Game	All
4 S	PUTZICH	Christiane	F	47%	55%
3	PAVEL	Harry	M	50%	59%
2 V	MEISSNER	Wolf	M	44%	44%
1	MELCHIOR	Heike	F	61%	67%
A	SCHLITT	Martin	M	-	46%
Team Total				50%	56%

SVK - Slovakia			Shot Success	Game	All
4	PITONAK	Dusan	M	55%	59%
3 S	DURIS	Radoslav	M	67%	57%
2	LYOCSA	Imrich	M	39%	42%
1 V	KUNKELOVA	Monika	F	75%	58%
A	ZATKO	Peter	M	-	48%
Team Total				59%	55%

Last Stone Draw		Distance
⌚	PAVEL Harry	180.7cm
⌚	MEISSNER Wolf	199.6cm
Total		380.3cm

Time remaining: 2 minutes 9 seconds
Time-out: End 7 - GER stone 3

Last Stone Draw		Distance
⌚	LYOCSA Imrich	60.3cm
⌚	PITONAK Dusan	169.8cm
Total		230.1cm

Time remaining: 9 minutes 55 seconds
Time-out: End 7 - SVK stone 7

Shot Success Analysis

GER - Germany		⌚	⌚	Game
4	PUTZICH Christiane	Draws	7 57%	3 33% 10 50%
		Take-outs	3 17%	3 67% 6 42%
		Total	10 45%	6 50% 16 47%
3	PAVEL Harry	Draws	1 0%	2 75% 3 50%
		Take-outs	7 43%	6 58% 13 50%
		Total	8 38%	8 63% 16 50%
2	MEISSNER Wolf	Draws	1 0%	0 - 1 0%
		Take-outs	11 45%	4 50% 15 47%
		Total	12 42%	4 50% 16 44%
1	MELCHIOR Heike	Draws	8 81%	1 0% 9 72%
		Take-outs	5 40%	0 - 5 40%
		Total	13 65%	1 0% 14 61%
A	SCHLITT Martin	Draws	0 -	0 - 0 -
		Take-outs	0 -	0 - 0 -
		Total	0 -	0 - 0 -
Team		Draws	17 62%	6 42% 23 57%
		Take-outs	26 40%	13 58% 39 46%
		Total	43 49%	19 53% 62 50%

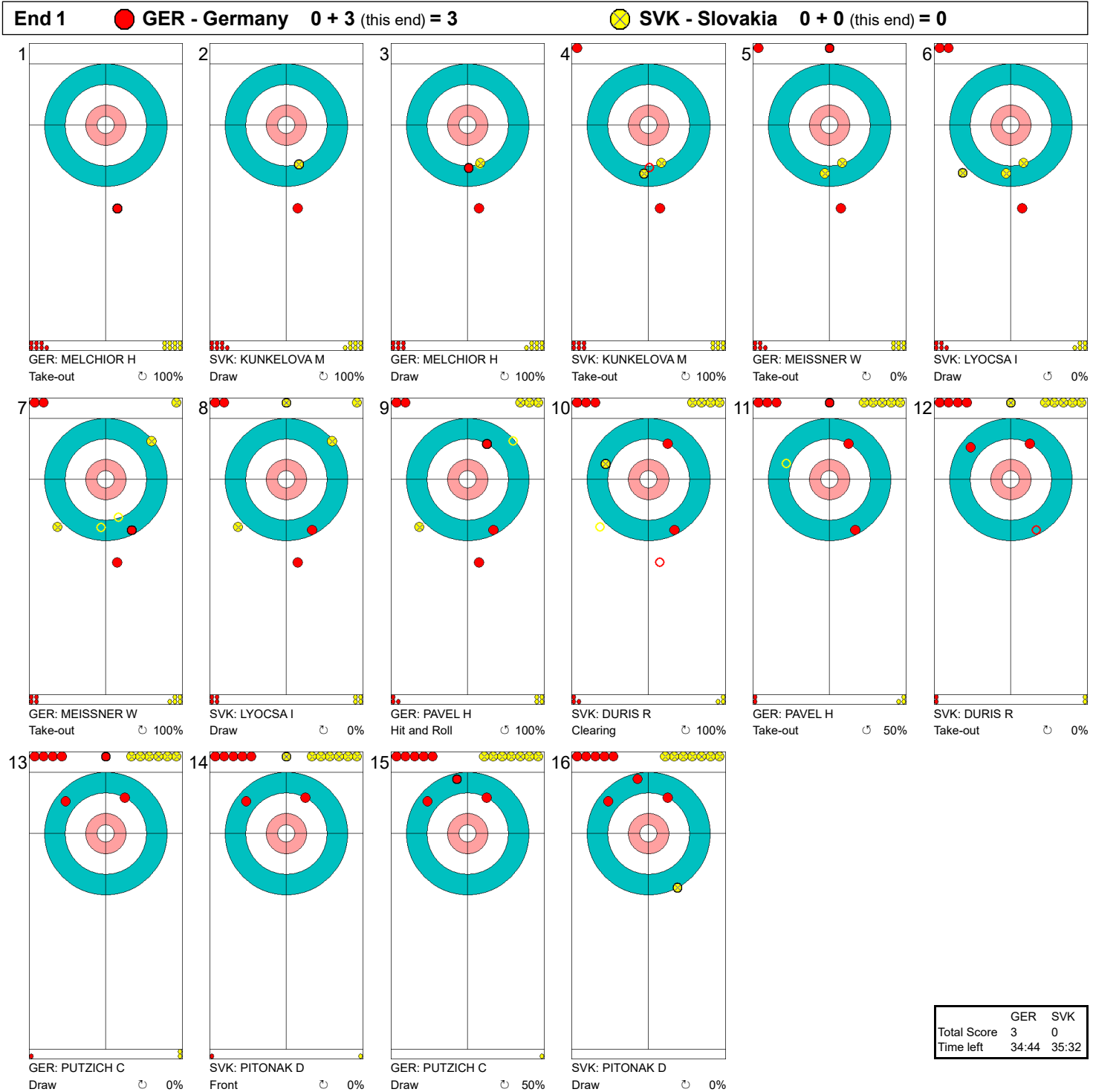
SVK - Slovakia		⌚	⌚	Game
4	PITONAK Dusan	Draws	9 53%	4 50% 13 52%
		Take-outs	2 50%	1 100% 3 67%
		Total	11 52%	5 60% 16 55%
3	DURIS Radoslav	Draws	6 71%	1 50% 7 68%
		Take-outs	5 70%	4 63% 9 67%
		Total	11 70%	5 60% 16 67%
2	LYOCSA Imrich	Draws	8 34%	4 50% 12 40%
		Take-outs	2 50%	2 25% 4 38%
		Total	10 38%	6 42% 16 39%
1	KUNKELOVA Monika	Draws	11 86%	0 - 11 86%
		Take-outs	5 50%	0 - 5 50%
		Total	16 75%	0 - 16 75%
A	ZATKO Peter	Draws	0 -	0 - 0 -
		Take-outs	0 -	0 - 0 -
		Total	0 -	0 - 0 -
Team		Draws	34 63%	9 50% 43 60%
		Take-outs	14 57%	7 57% 21 57%
		Total	48 61%	16 53% 64 59%

Note:
Position and function for each team member:
4 = Fourth, 3 = Third, 2 = Second, 1 = Lead, A = Alternate, S = Skip, V = Vice-Skip

Legend:
⌚ Clockwise ⌚ Counter-clockwise F Female
LSFE(*) Last Stone First End M Male



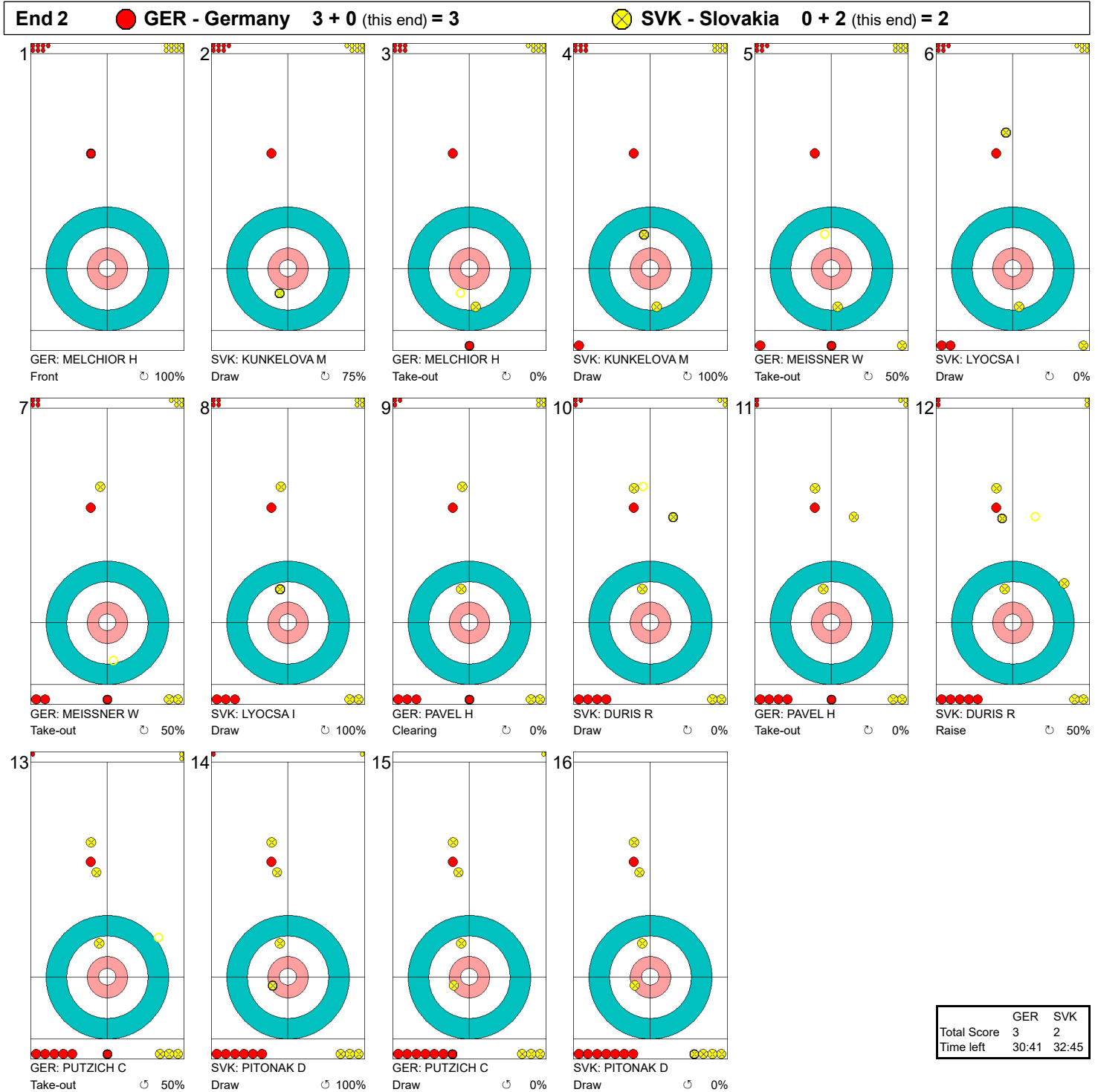
Game - Shot by Shot
 게임-각각의 샷



Legend:
 ↻ Clockwise ↺ Counter-clockwise - Not considered



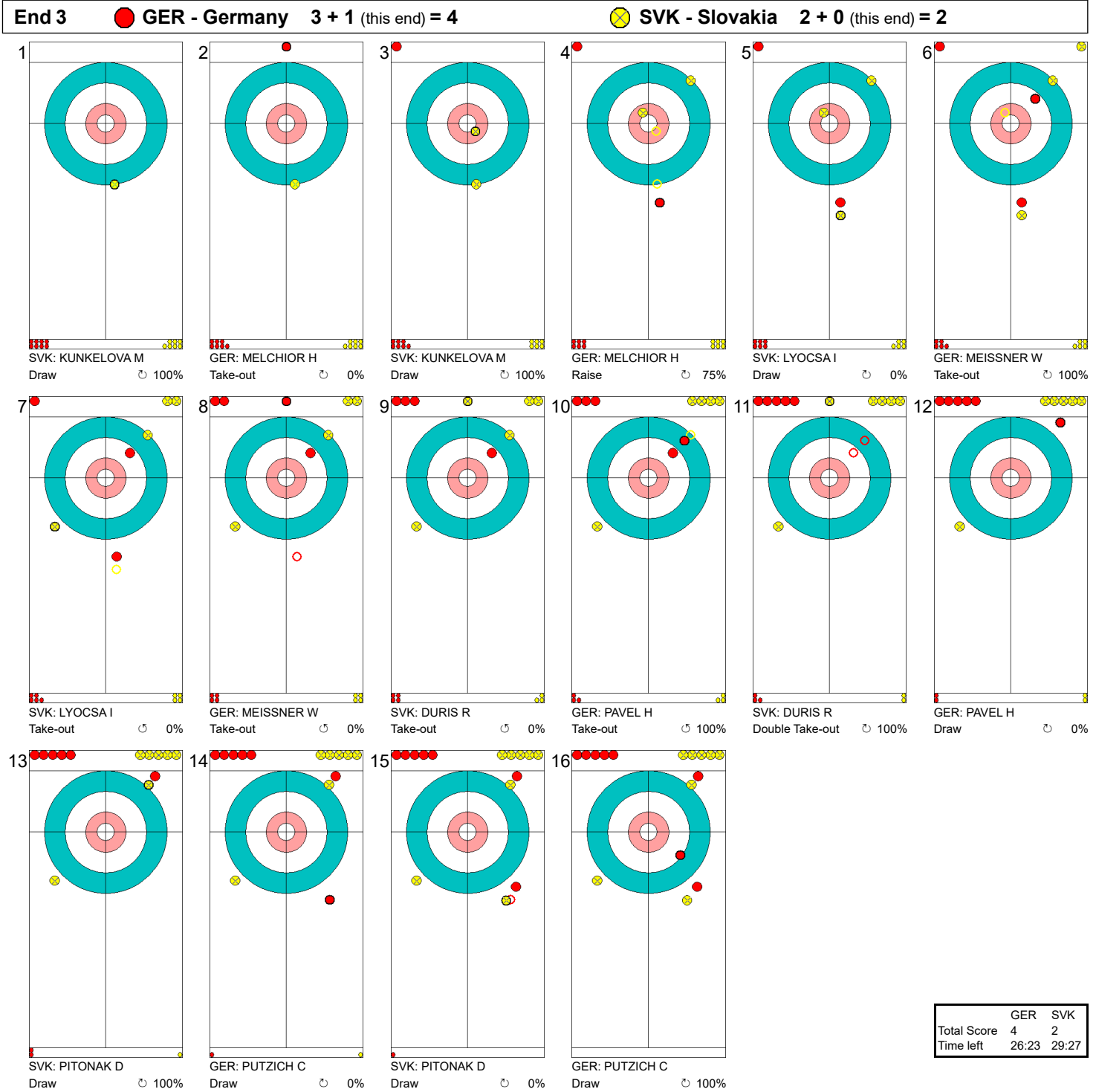
Game - Shot by Shot
게임-각각의 샷



Legend:
 ↻ Clockwise ↺ Counter-clockwise - Not considered



Game - Shot by Shot
게임-각각의 샷

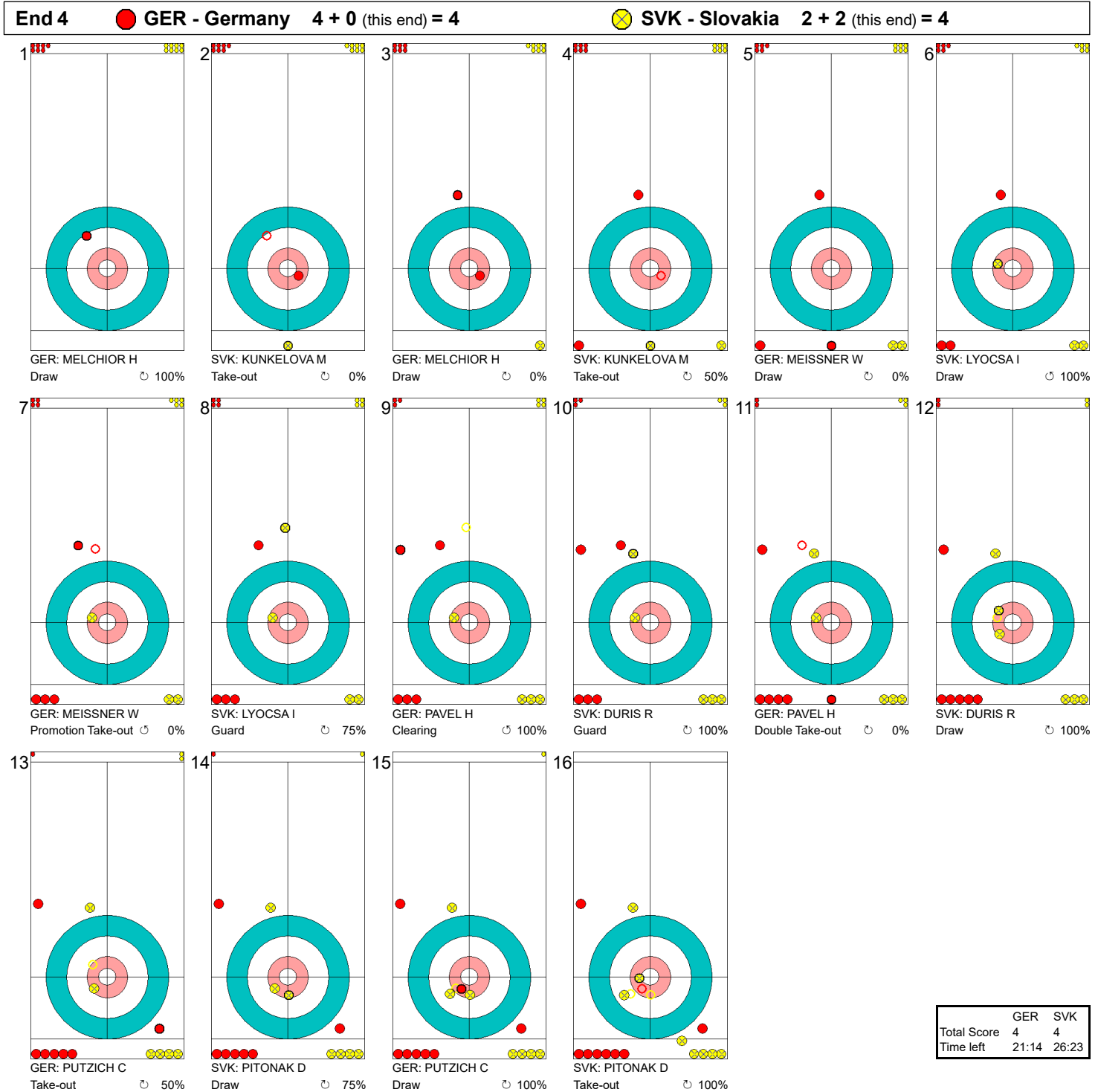


Legend:
 ↻ Clockwise ↺ Counter-clockwise - Not considered





Game - Shot by Shot
게임-각각의 샷



Legend:
 ↻ Clockwise ↺ Counter-clockwise - Not considered



Game - Shot by Shot
게임-각각의 샷

End 5 ● GER - Germany 4 + 2 (this end) = 6 ● SVK - Slovakia 4 + 0 (this end) = 4

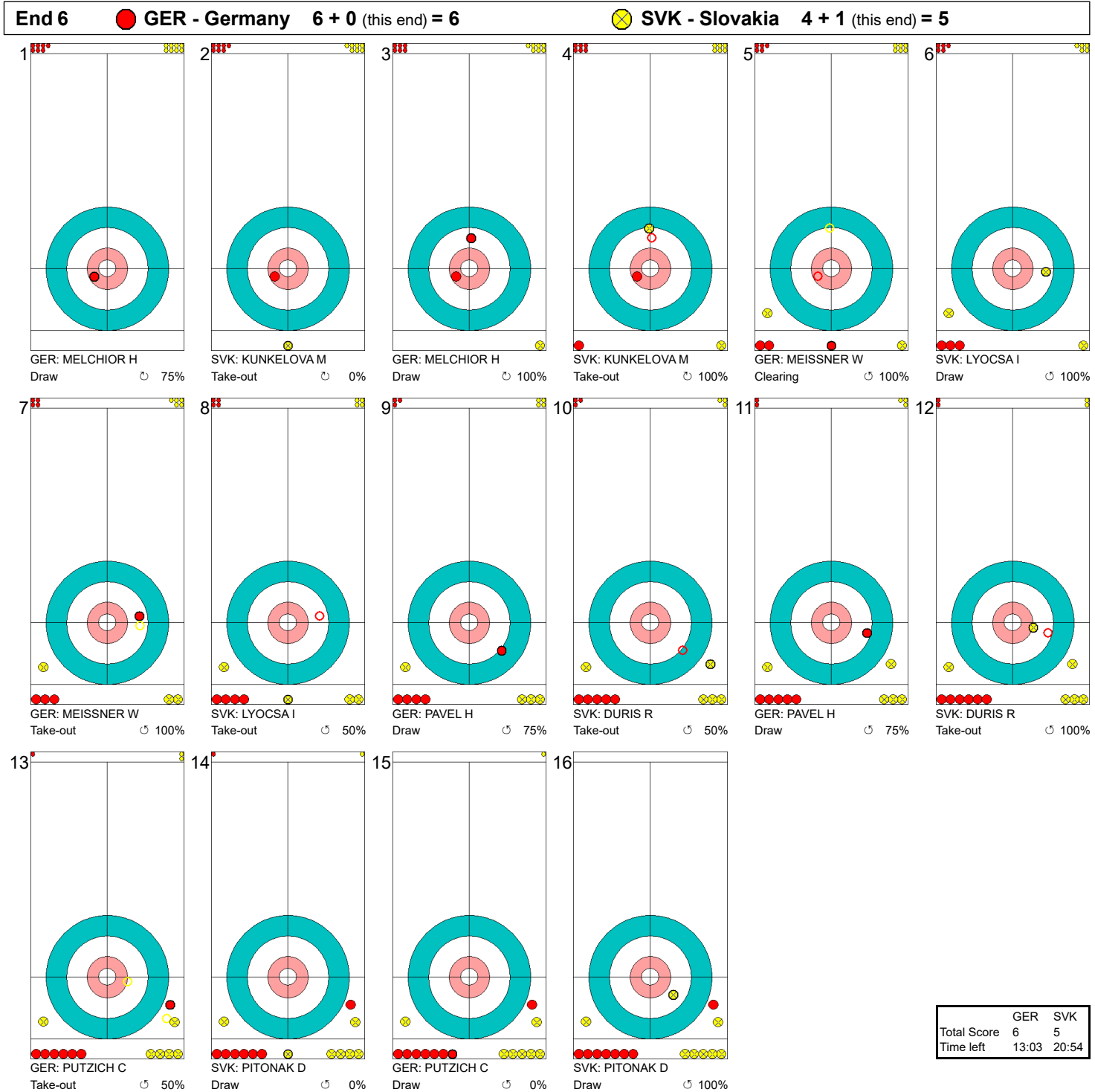


	GER	SVK
Total Score	6	4
Time left	16:25	23:26

Legend:
 ↻ Clockwise ↺ Counter-clockwise - Not considered



Game - Shot by Shot
게임-각각의 샷

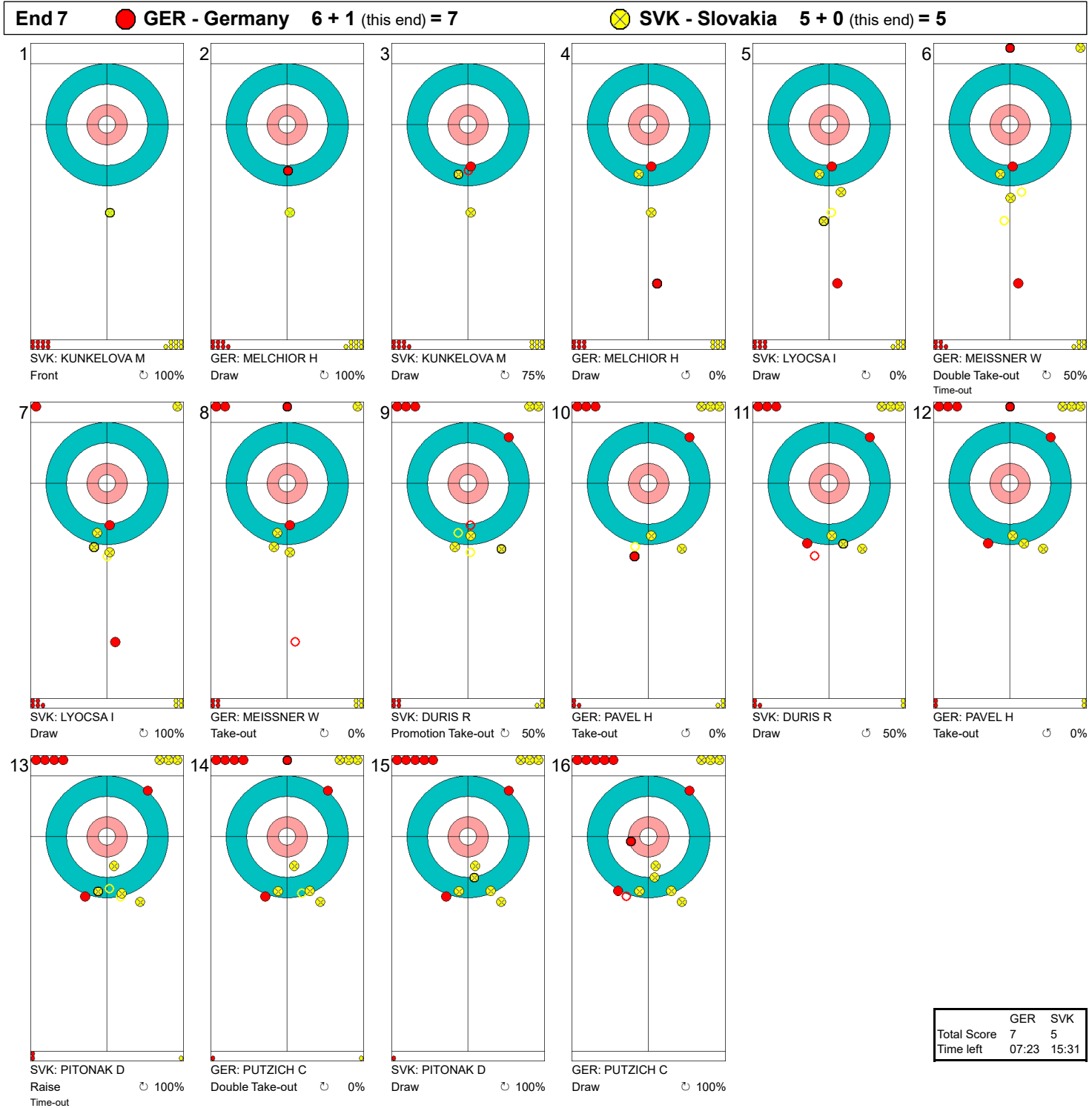


Legend:
 ↻ Clockwise ↺ Counter-clockwise - Not considered



Game - Shot by Shot

 게임-각각의 샷



Legend:

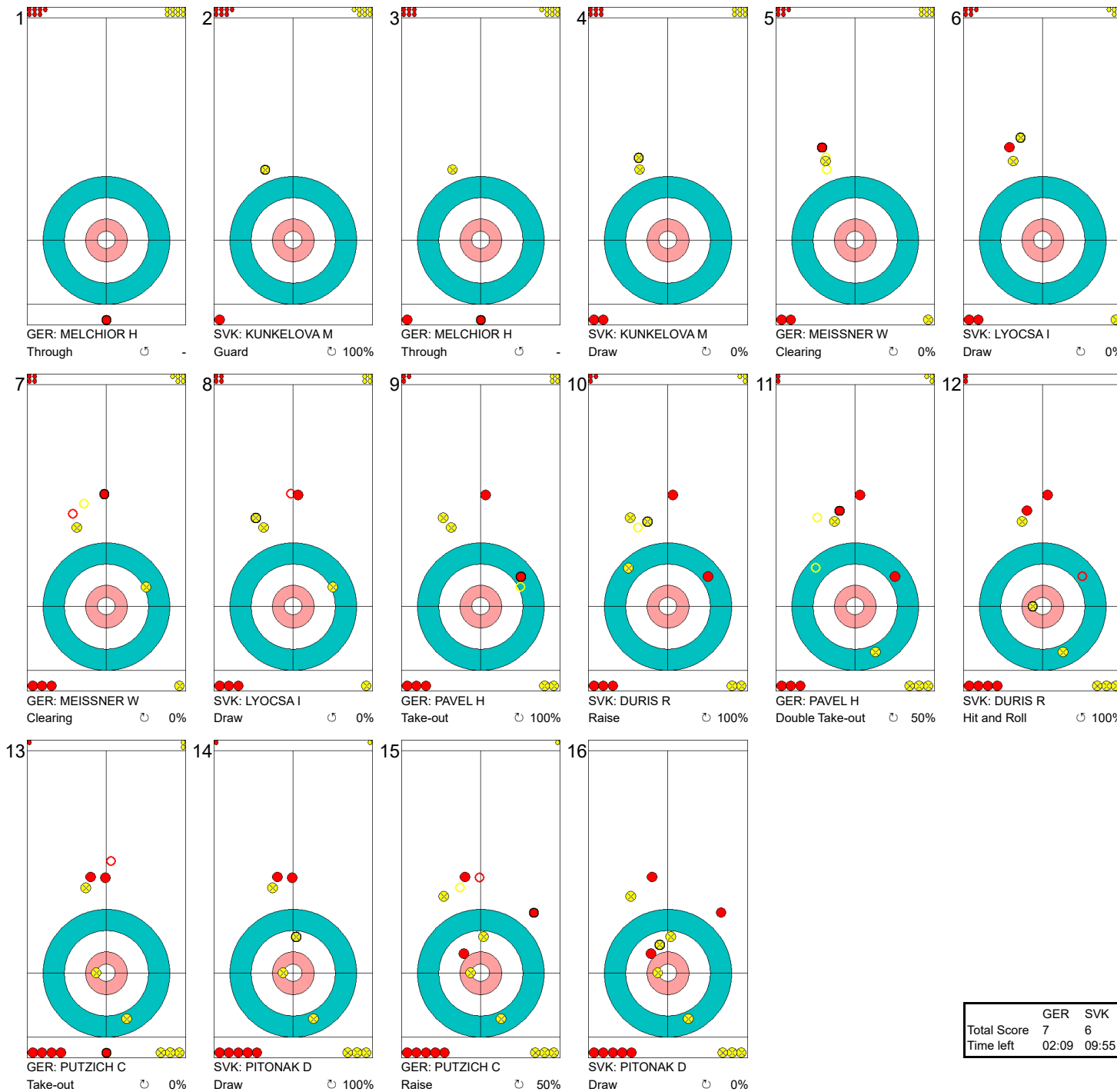
 ↻ Clockwise ↺ Counter-clockwise - Not considered



Game - Shot by Shot

 게임-각각의 샷

End 8 ● **GER - Germany** 7 + 0 (this end) = 7 ● **SVK - Slovakia** 5 + 1 (this end) = 6



	GER	SVK
Total Score	7	6
Time left	02:09	09:55

Legend:

 ↻ Clockwise ↻ Counter-clockwise - Not considered



Game Results

대회 경기결과

Sheet	Game	Team	LSFE	1	2	3	4	5	6	7	8	Extra Ends	Total
B	5	CHN - People's Republic of China	*	1	0	1	0	1	3	2	X		8
	4	SUI - Switzerland		0	1	0	1	0	0	0	X		2

CHN - People's Republic of China			Shot Success	Game	All
4 S	WANG Haitao	M	77%	72%	
3 V	CHEN Jianxin	M	63%	64%	
2	LIU Wei	M	71%	65%	
1	WANG Meng	F	82%	74%	
A	ZHANG Qiang	M	-	-	
Team Total			73%	69%	

SUI - Switzerland			Shot Success	Game	All
4 S	WAGNER Felix	M	55%	53%	
3 V	HUETTENMOSER Claudia	F	52%	52%	
2	BODENMANN Marcel	M	45%	61%	
1	BLAUDEL-THOMANN Beatrix	F	70%	68%	
A	BURGENER Hans	M	-	-	
Team Total			55%	58%	

Last Stone Draw		Distance
⌚	WANG Haitao	63.2cm
⌚	LIU Wei	75.0cm
Total		138.2cm

Time remaining: 8 minutes 14 seconds

Last Stone Draw		Distance
⌚	BODENMANN Marcel	72.2cm
⌚	HUETTENMOSER Claudia	199.6cm
Total		271.8cm

Time remaining: 4 minutes 3 seconds

Time-out: End 4 - SUI stone 7

Shot Success Analysis

CHN - People's Republic of China		⌚	⌚	Game	
4	WANG Haitao	Draws	5 75%	5 60%	10 68%
		Take-outs	3 100%	1 100%	4 100%
		Total	8 84%	6 67%	14 77%
3	CHEN Jianxin	Draws	3 33%	3 58%	6 46%
		Take-outs	2 50%	6 83%	8 75%
		Total	5 40%	9 75%	14 63%
2	LIU Wei	Draws	4 63%	3 83%	7 71%
		Take-outs	5 60%	2 100%	7 71%
		Total	9 61%	5 90%	14 71%
1	WANG Meng	Draws	7 79%	1 100%	8 81%
		Take-outs	5 80%	1 100%	6 83%
		Total	12 79%	2 100%	14 82%
A	ZHANG Qiang	Draws	0 -	0 -	0 -
		Take-outs	0 -	0 -	0 -
		Total	0 -	0 -	0 -
Team		Draws	19 67%	12 69%	31 68%
		Take-outs	15 73%	10 90%	25 80%
		Total	34 70%	22 78%	56 73%

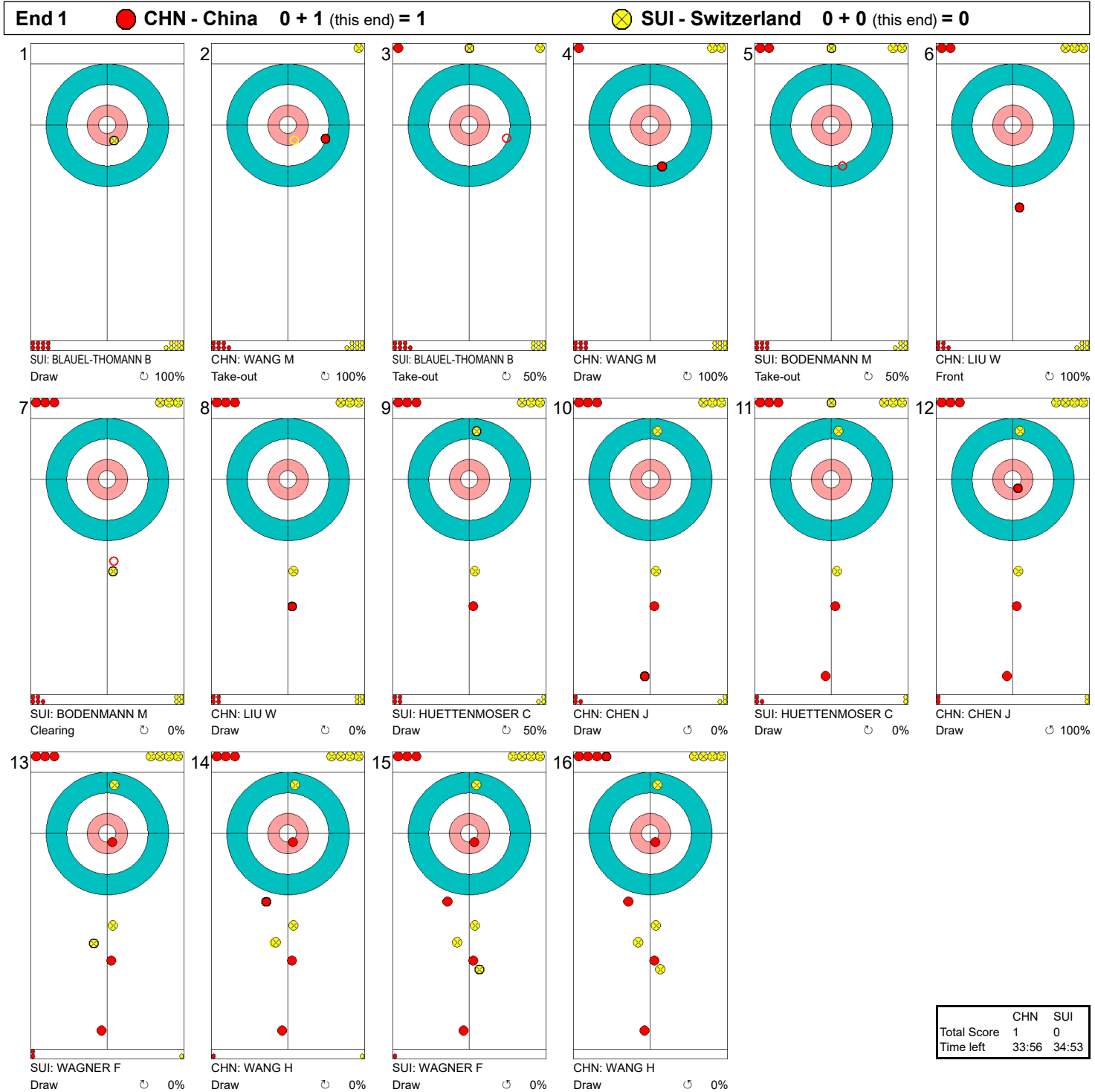
SUI - Switzerland		⌚	⌚	Game	
4	WAGNER Felix	Draws	1 0%	1 0%	2 0%
		Take-outs	8 69%	4 56%	12 65%
		Total	9 61%	5 45%	14 55%
3	HUETTENMOSER Claudia	Draws	5 55%	3 33%	8 47%
		Take-outs	1 0%	5 70%	6 58%
		Total	6 46%	8 56%	14 52%
2	BODENMANN Marcel	Draws	2 88%	1 0%	3 58%
		Take-outs	5 30%	6 50%	11 41%
		Total	7 46%	7 43%	14 45%
1	BLAUDEL-THOMANN Beatrix	Draws	6 71%	2 100%	8 78%
		Take-outs	5 70%	1 0%	6 58%
		Total	11 70%	3 67%	14 70%
A	BURGENER Hans	Draws	0 -	0 -	0 -
		Take-outs	0 -	0 -	0 -
		Total	0 -	0 -	0 -
Team		Draws	14 63%	7 43%	21 56%
		Take-outs	19 55%	16 55%	35 55%
		Total	33 58%	23 51%	56 55%

Note:
Position and function for each team member:
4 = Fourth, 3 = Third, 2 = Second, 1 = Lead, A = Alternate, S = Skip, V = Vice-Skip

Legend:
⌚ Clockwise ⌚ Counter-clockwise F Female
LSFE(*) Last Stone First End M Male X Unplayed/unfinished end due to concession



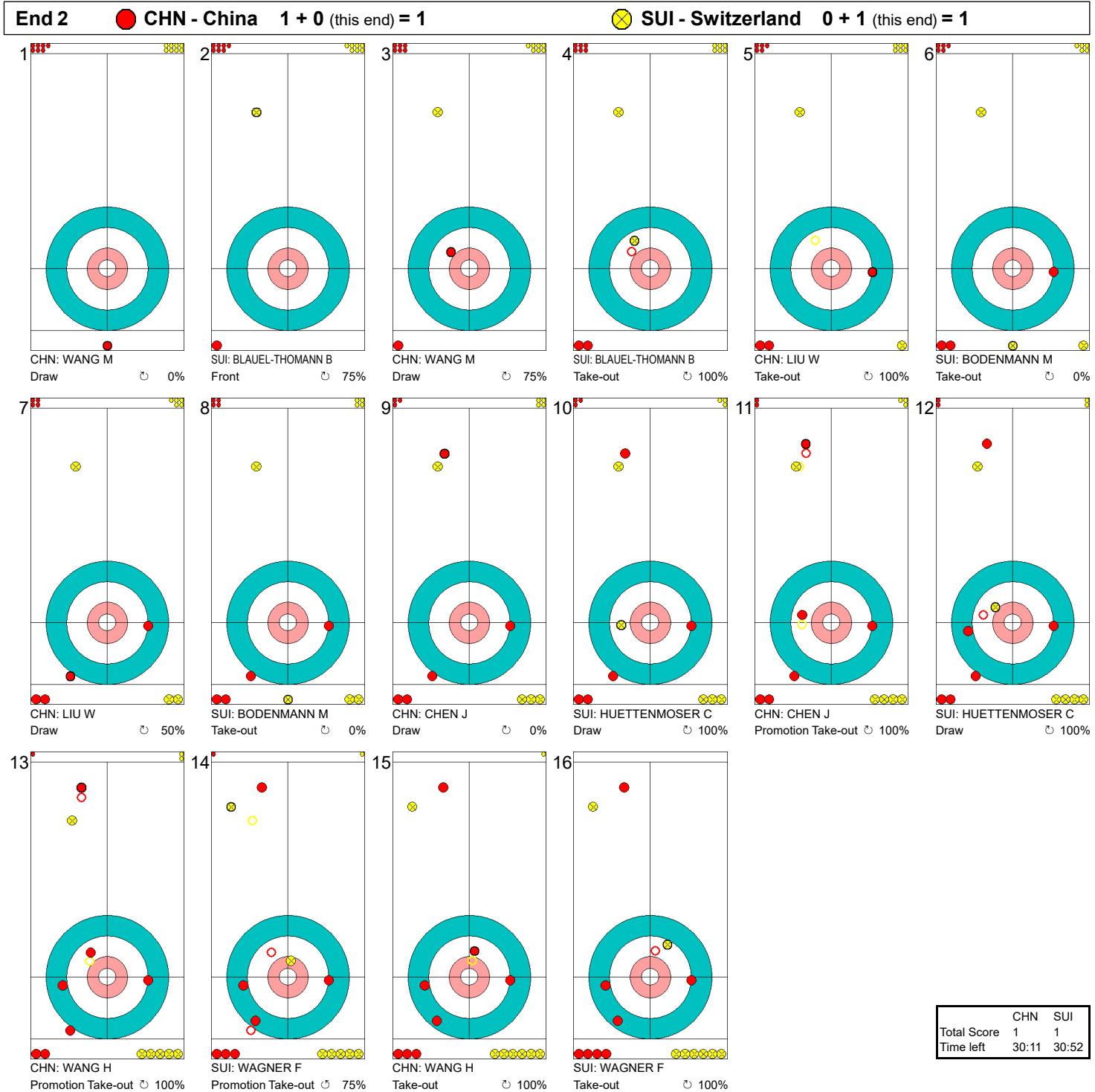
Game - Shot by Shot
게임-각각의 샷



Legend:
 ↻ Clockwise ↺ Counter-clockwise - Not considered



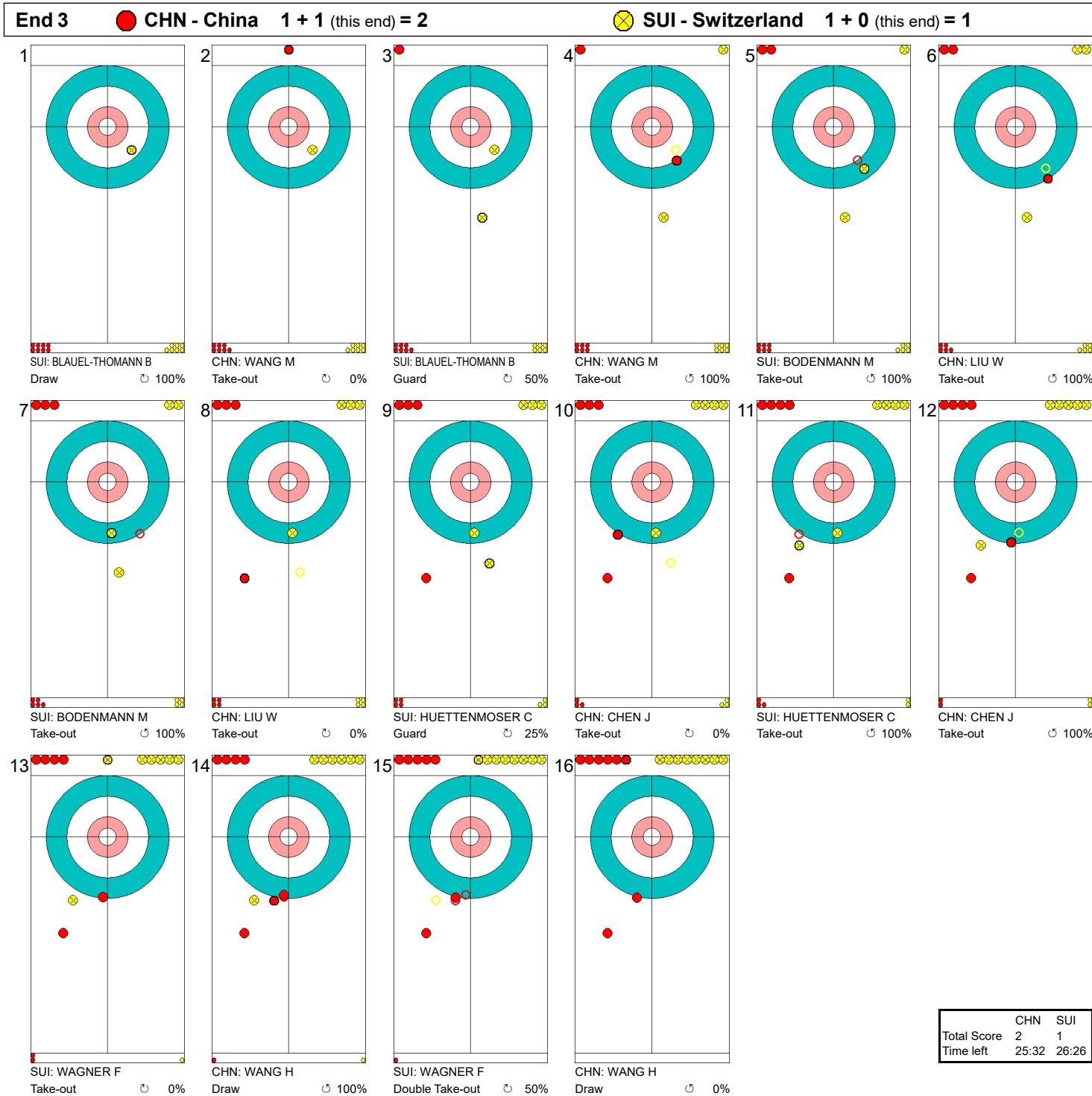
Game - Shot by Shot
게임-각각의 샷



Legend:
 ⤴ Clockwise ⤵ Counter-clockwise - Not considered



Game - Shot by Shot
게임-각각의 샷



Legend:
 ↻ Clockwise ↺ Counter-clockwise - Not considered



Game - Shot by Shot
게임-각각의 샷

End 4 ● CHN - China 2 + 0 (this end) = 2 ● SUI - Switzerland 1 + 1 (this end) = 2

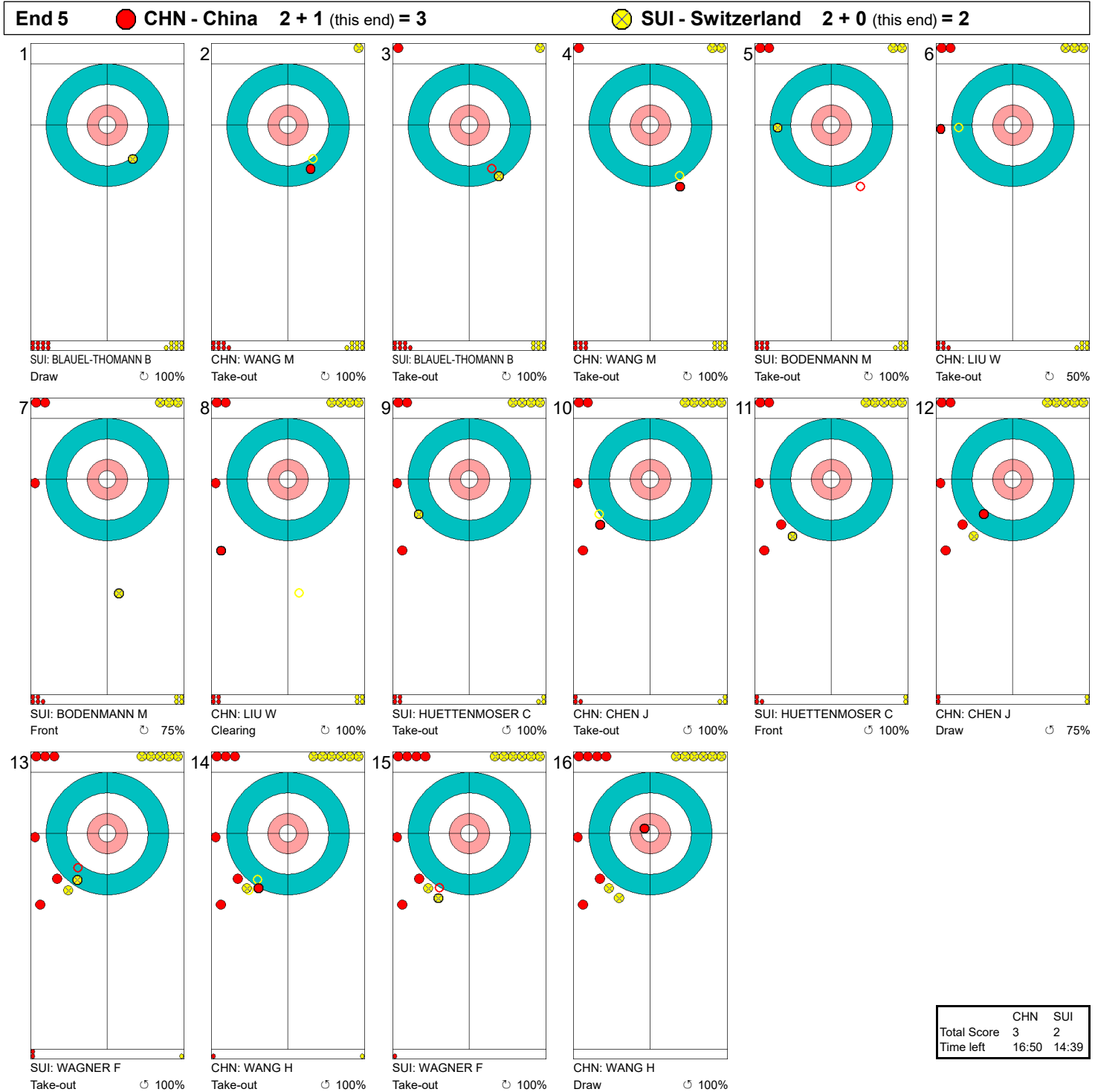


	CHN	SUI
Total Score	2	2
Time left	21:09	19:07

Legend:
 ↻ Clockwise ↺ Counter-clockwise - Not considered



Game - Shot by Shot
 게임-각각의 샷

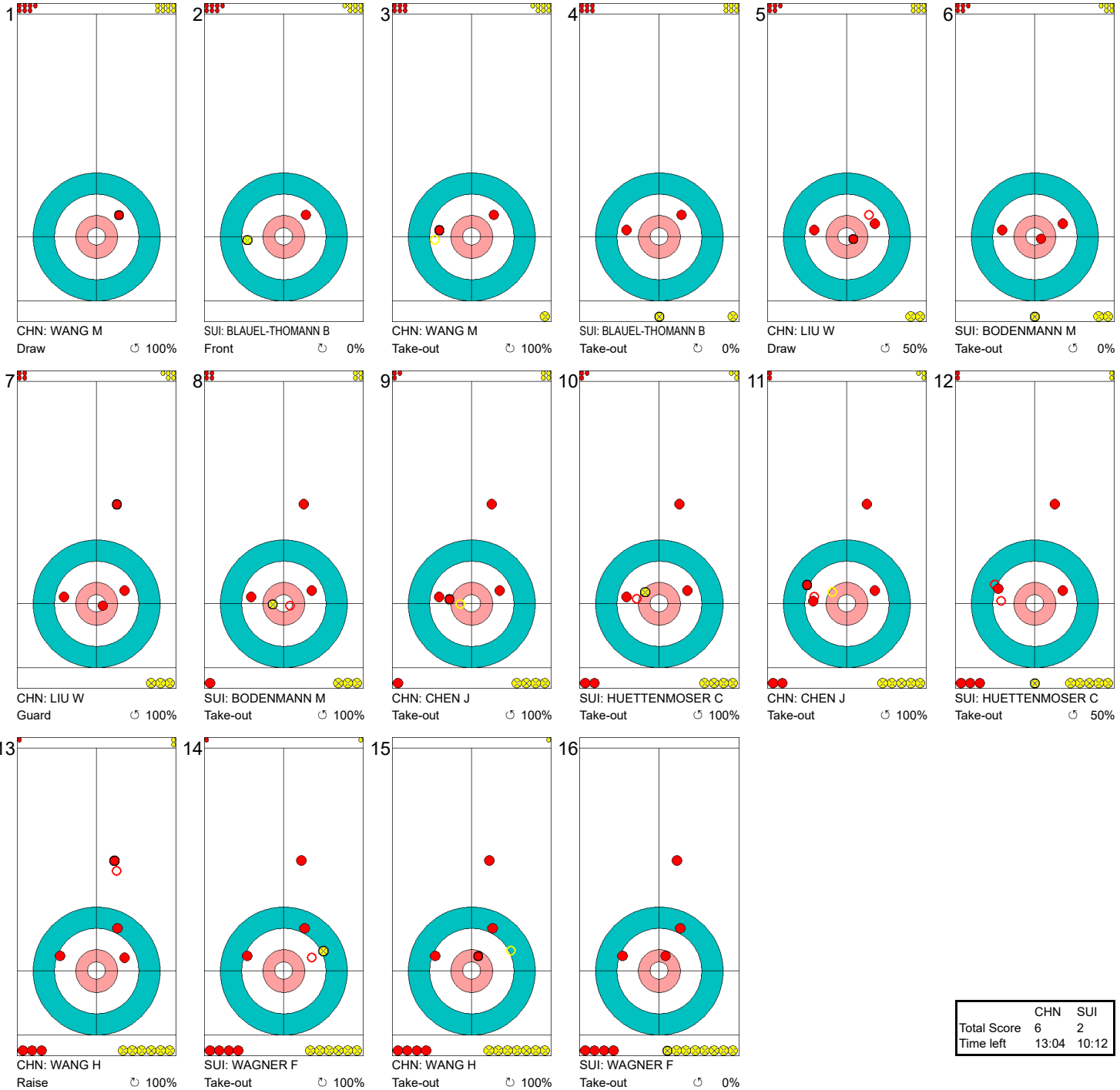


Legend:
 ↻ Clockwise ↺ Counter-clockwise - Not considered



Game - Shot by Shot
게임-각각의 샷

End 6 ● CHN - China 3 + 3 (this end) = 6 ● SUI - Switzerland 2 + 0 (this end) = 2



	CHN	SUI
Total Score	6	2
Time left	13:04	10:12

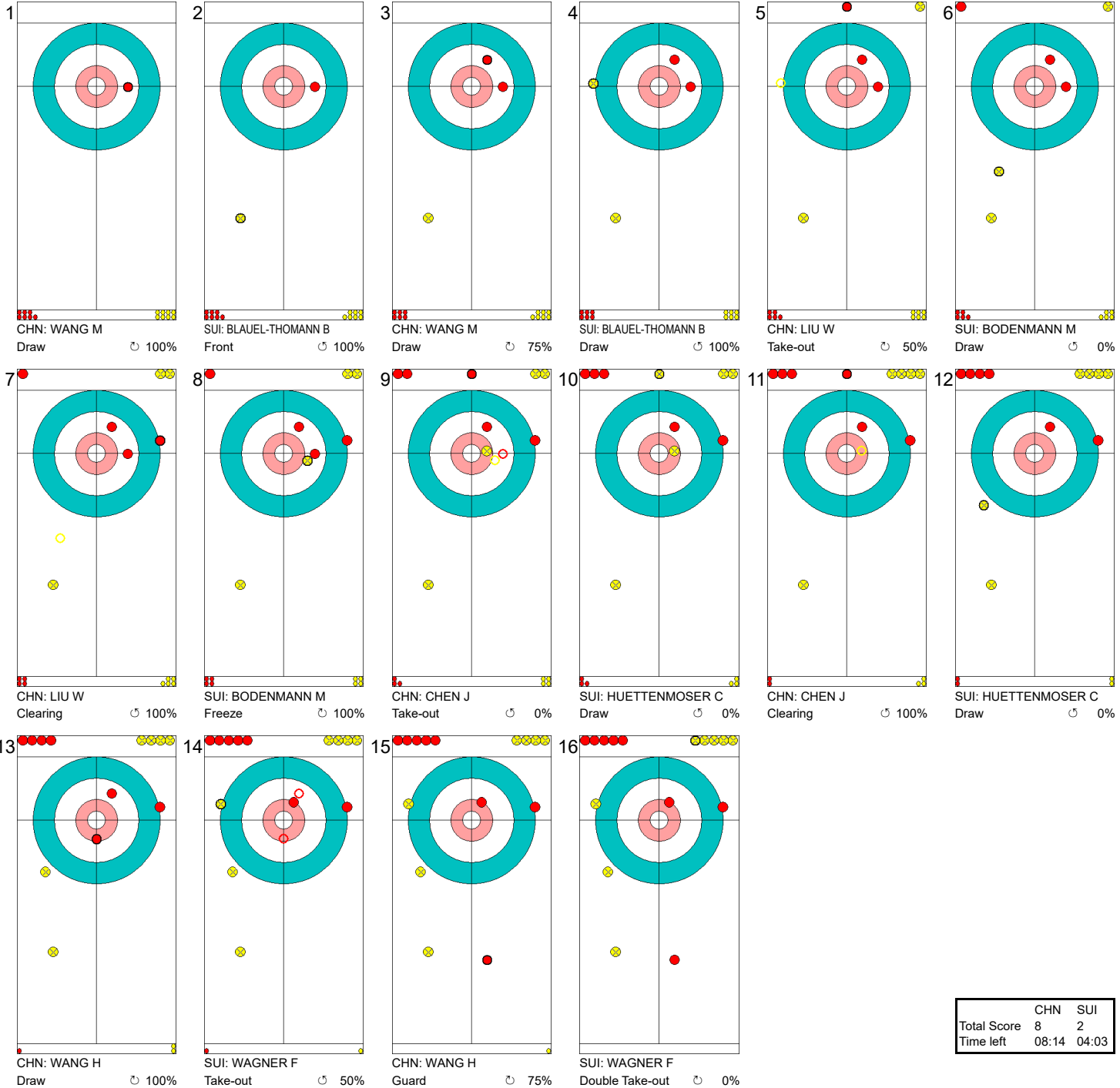
Legend:
 ↻ Clockwise ↺ Counter-clockwise - Not considered



Game - Shot by Shot

게임-각각의 샷

End 7 ● CHN - China 6 + 2 (this end) = 8 ⊗ SUI - Switzerland 2 + 0 (this end) = 2



Legend:

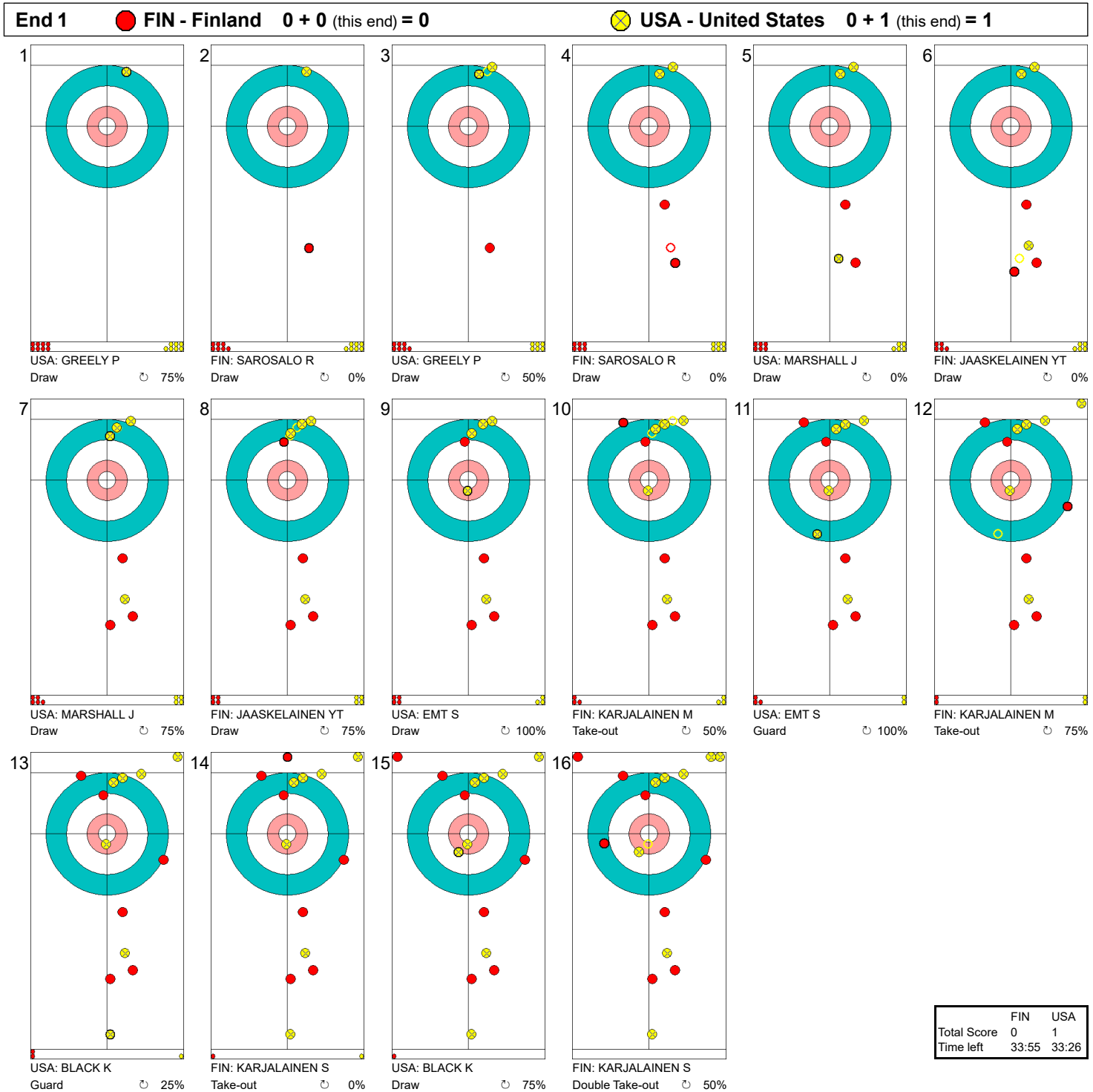
⌚ Clockwise

⌚ Counter-clockwise

- Not considered



Game - Shot by Shot
 게임-각각의 샷



Legend:
 ↻ Clockwise ↺ Counter-clockwise - Not considered



Game - Shot by Shot

게임-각각의 샷

End 2 ● FIN - Finland **0 + 0** (this end) = 0 ● USA - United States **1 + 1** (this end) = 2



	FIN	USA
Total Score	0	2
Time left	28:42	29:35

Legend:
 ↻ Clockwise ↺ Counter-clockwise - Not considered



Game - Shot by Shot

게임-각각의 샷

End 3 ● **FIN - Finland** 0 + 4 (this end) = 4 ● **USA - United States** 2 + 0 (this end) = 2



	FIN	USA
Total Score	4	2
Time left	23:25	24:41

Legend:
 ↻ Clockwise ↺ Counter-clockwise - Not considered



Game - Shot by Shot
 게임-각각의 샷



Legend:
 ↻ Clockwise ↺ Counter-clockwise - Not considered



Game - Shot by Shot

게임-각각의 샷



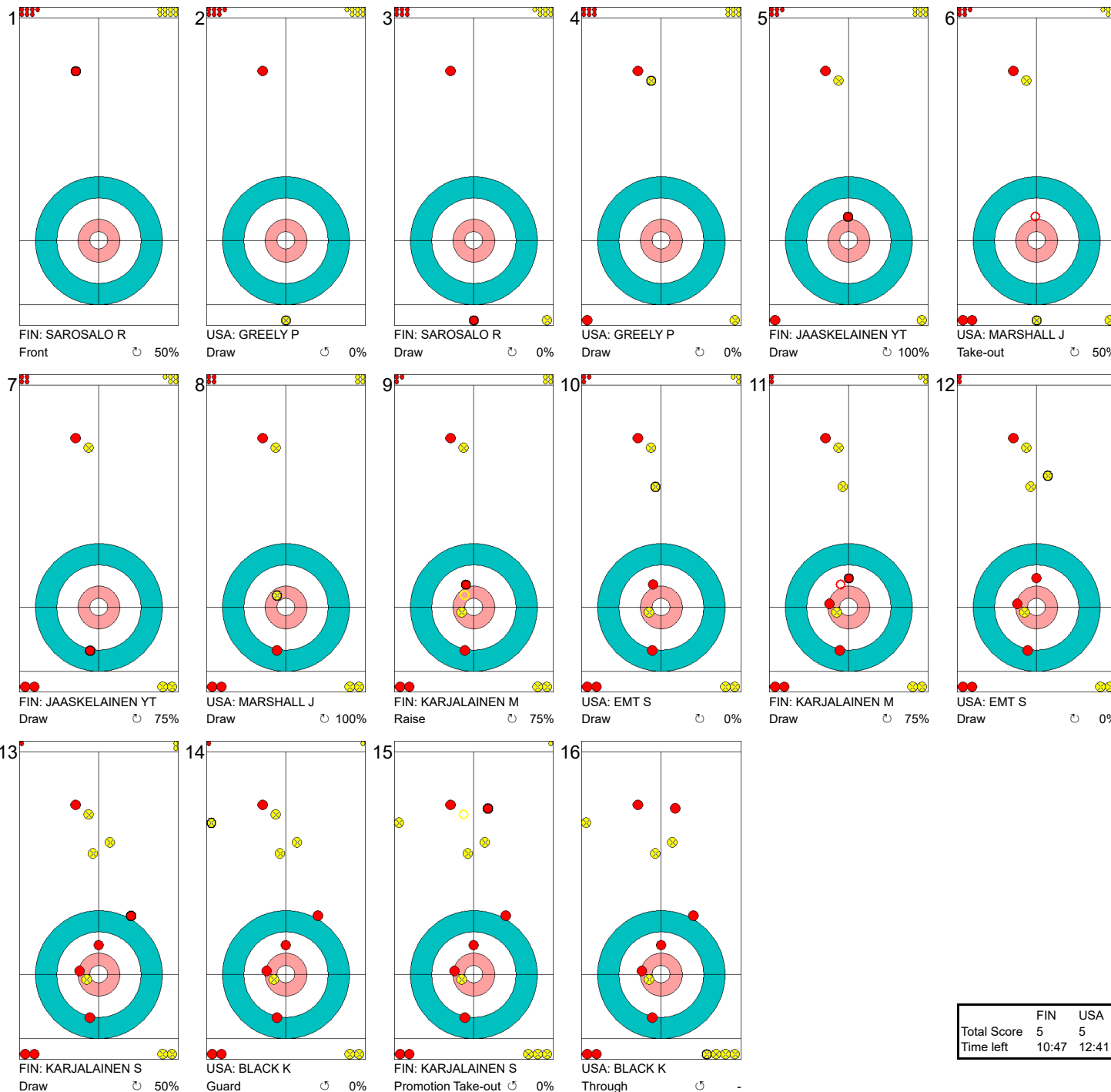
Legend:
 ↻ Clockwise ↺ Counter-clockwise - Not considered



Game - Shot by Shot

게임-각각의 샷

End 6 ● FIN - Finland 5 + 0 (this end) = 5 ● USA - United States 4 + 1 (this end) = 5



	FIN	USA
Total Score	5	5
Time left	10:47	12:41

Legend: ↻ Clockwise ↺ Counter-clockwise - Not considered



Game - Shot by Shot

게임-각각의 샷

End 7 ● **FIN - Finland 5 + 1 (this end) = 6** ● **USA - United States 5 + 0 (this end) = 5**



	FIN	USA
Total Score	6	5
Time left	05:59	07:23

Legend:
 ↻ Clockwise ↺ Counter-clockwise - Not considered

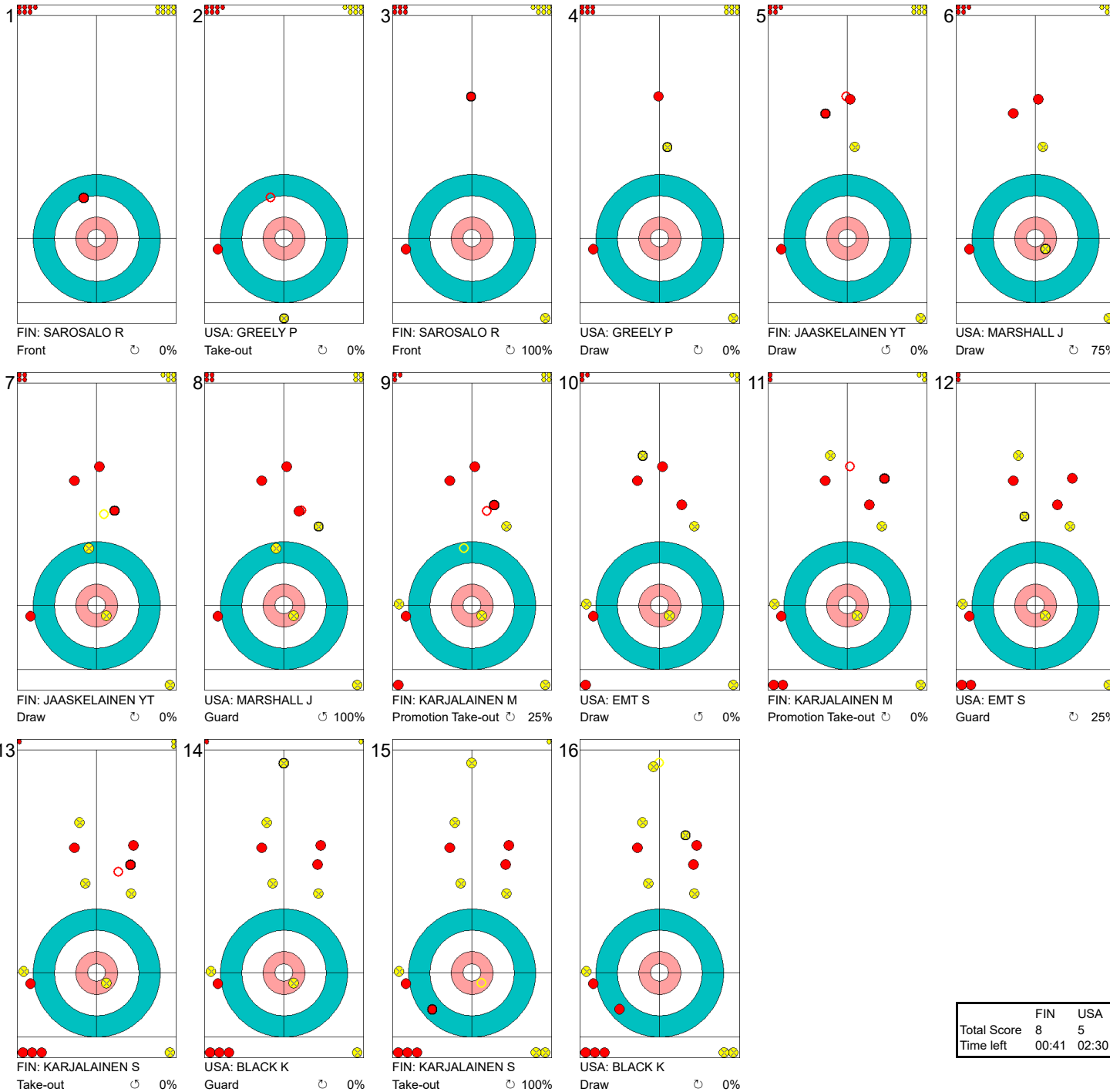


Game - Shot by Shot

게임-각각의 샷

● **FIN - Finland** 6 + 2 (this end) = 8

⊗ **USA - United States** 5 + 0 (this end) = 5



	FIN	USA
Total Score	8	5
Time left	00:41	02:30

Legend:
↻ Clockwise ↺ Counter-clockwise - Not considered



Game Results

대회 경기결과

Sheet	Game	Team	LSFE	1	2	3	4	5	6	7	8	Extra Ends	Total
D	5	SWE - Sweden		0	0	0	0	0	0	1	X		1
	4	GBR - Great Britain	*	2	1	1	1	1	0	0	X		6

SWE - Sweden			Shot Success		
			Game	All	
4	S	PETTERSSON DAHL Viljo	M	52%	43%
3		PERSSON Ronny	M	30%	43%
2		ENGBORG Mats Ola	M	57%	55%
1	V	ULANDER Kicki	F	59%	65%
A		REPPE Zandra	F	-	71%
Team Total				50%	52%

GBR - Great Britain			Shot Success		
			Game	All	
4	S	NEILSON Aileen	F	79%	56%
3	V	NIBLOE Hugh	M	84%	65%
2		EWAN Gregor	M	48%	58%
1		McPHERSON Bob	M	73%	71%
A		MALONE Angie	F	25%	25%
Team Total				70%	62%

Last Stone Draw		Distance
⌚	PETTERSSON DAHL Viljo	199.6cm
⌚	PERSSON Ronny	199.6cm
Total		399.2cm

Time remaining: 5 minutes 50 seconds

Last Stone Draw		Distance
⌚	EWAN Gregor	100.7cm
⌚	NIBLOE Hugh	190.7cm
Total		291.4cm

Time remaining: 6 minutes 41 seconds

MALONE A replaced EWAN G at the beginning of end 7

Shot Success Analysis

SWE - Sweden		⌚	⌚	Game	
4	PETTERSSON DAHL Viljo	Draws	4 31%	1 0%	5 25%
		Take-outs	4 50%	5 80%	9 67%
		Total	8 41%	6 67%	14 52%
3	PERSSON Ronny	Draws	6 13%	1 0%	7 11%
		Take-outs	2 50%	5 50%	7 50%
		Total	8 22%	6 42%	14 30%
2	ENGBORG Mats Ola	Draws	5 45%	0 -	5 45%
		Take-outs	3 100%	6 46%	9 64%
		Total	8 66%	6 46%	14 57%
1	ULANDER Kicki	Draws	12 60%	0 -	12 60%
		Take-outs	2 50%	0 -	2 50%
		Total	14 59%	0 -	14 59%
A	REPPE Zandra	Draws	0 -	0 -	0 -
		Take-outs	0 -	0 -	0 -
		Total	0 -	0 -	0 -
Team		Draws	27 43%	2 0%	29 40%
		Take-outs	11 64%	16 58%	27 60%
		Total	38 49%	18 51%	56 50%

GBR - Great Britain		⌚	⌚	Game	
4	NEILSON Aileen	Draws	5 75%	5 75%	10 75%
		Take-outs	2 75%	2 100%	4 88%
		Total	7 75%	7 82%	14 79%
3	NIBLOE Hugh	Draws	9 81%	0 -	9 81%
		Take-outs	4 100%	1 50%	5 90%
		Total	13 87%	1 50%	14 84%
2	EWAN Gregor	Draws	3 25%	1 50%	4 31%
		Take-outs	6 50%	2 75%	8 56%
		Total	9 42%	3 67%	12 48%
1	McPHERSON Bob	Draws	7 64%	6 96%	13 79%
		Take-outs	1 0%	0 -	1 0%
		Total	8 56%	6 96%	14 73%
A	MALONE Angie	Draws	2 25%	0 -	2 25%
		Take-outs	0 -	0 -	0 -
		Total	2 25%	0 -	2 25%
Team		Draws	26 64%	12 83%	38 70%
		Take-outs	13 65%	5 80%	18 69%
		Total	39 65%	17 82%	56 70%

Note:
Position and function for each team member:
4 = Fourth, 3 = Third, 2 = Second, 1 = Lead, A = Alternate, S = Skip, V = Vice-Skip

Legend:
⌚ Clockwise ⌚ Counter-clockwise F Female
LSFE(*) Last Stone First End M Male X Unplayed/unfinished end due to concession



Game - Shot by Shot

게임-각각의 샷

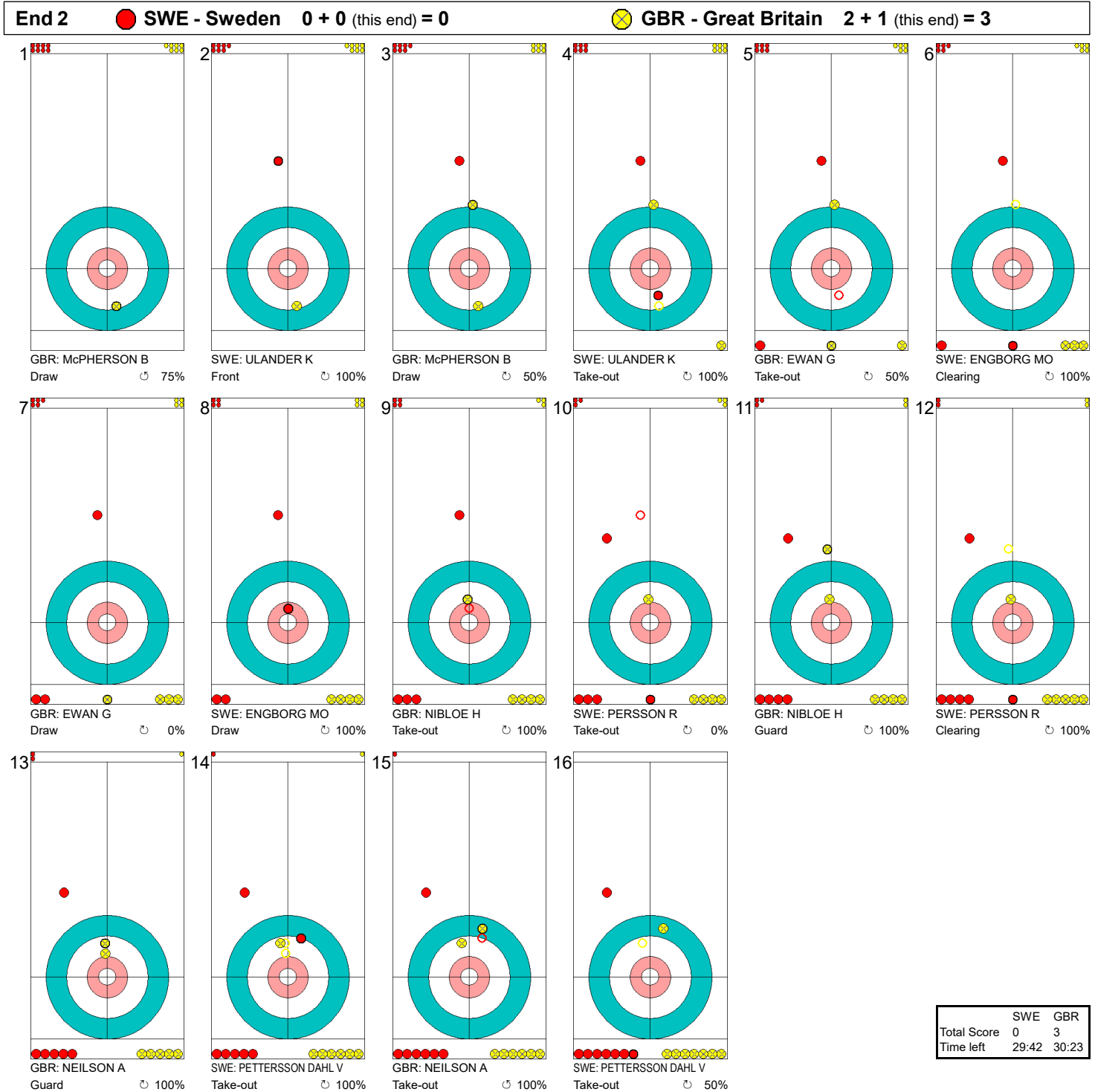


Legend:
 ↻ Clockwise ↺ Counter-clockwise - Not considered



Game - Shot by Shot

게임-각각의 샷



Legend:
 ↻ Clockwise ↺ Counter-clockwise - Not considered



Game - Shot by Shot

 게임-각각의 샷

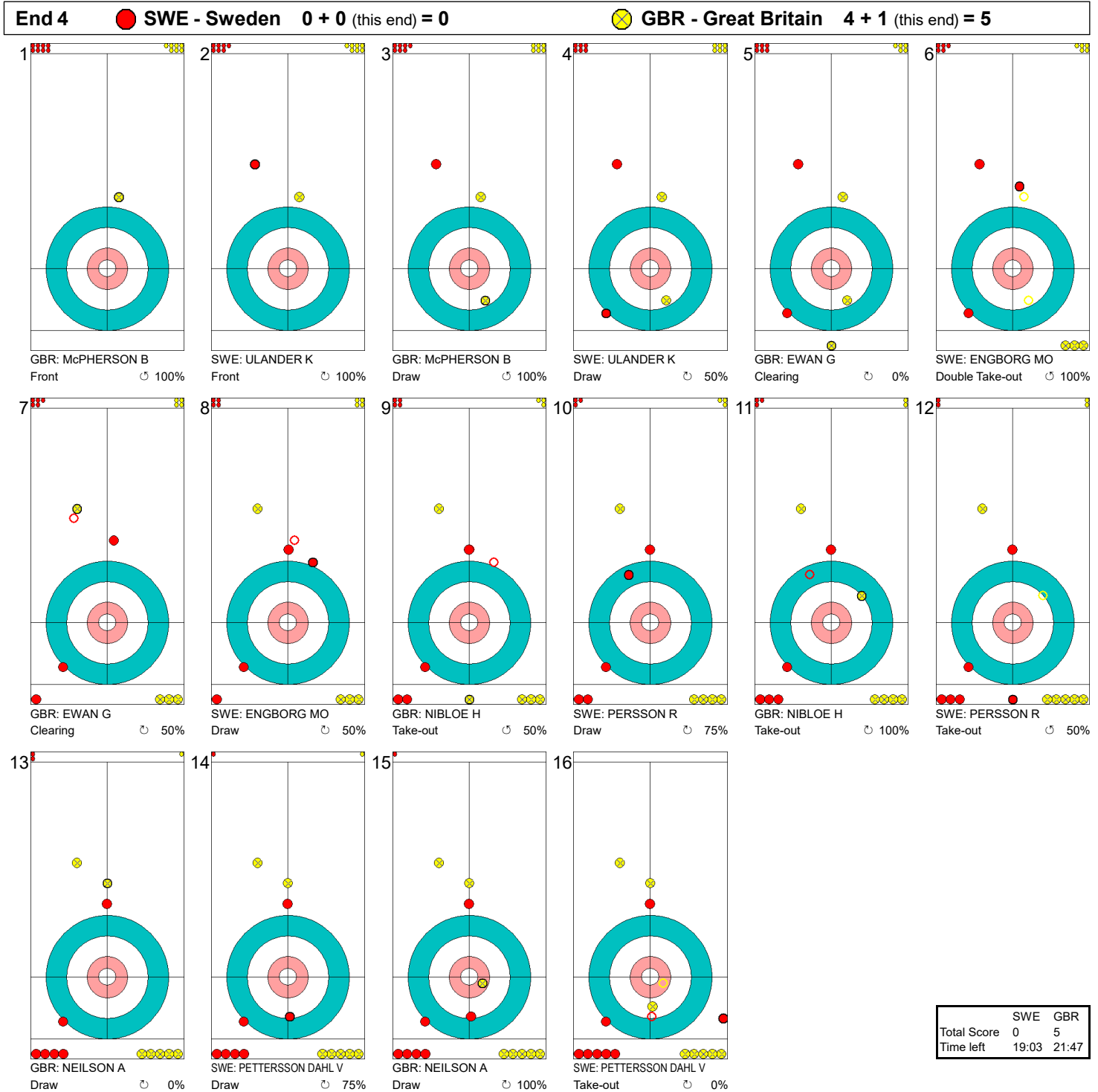


Legend:

↻ Clockwise
 ↺ Counter-clockwise
- Not considered



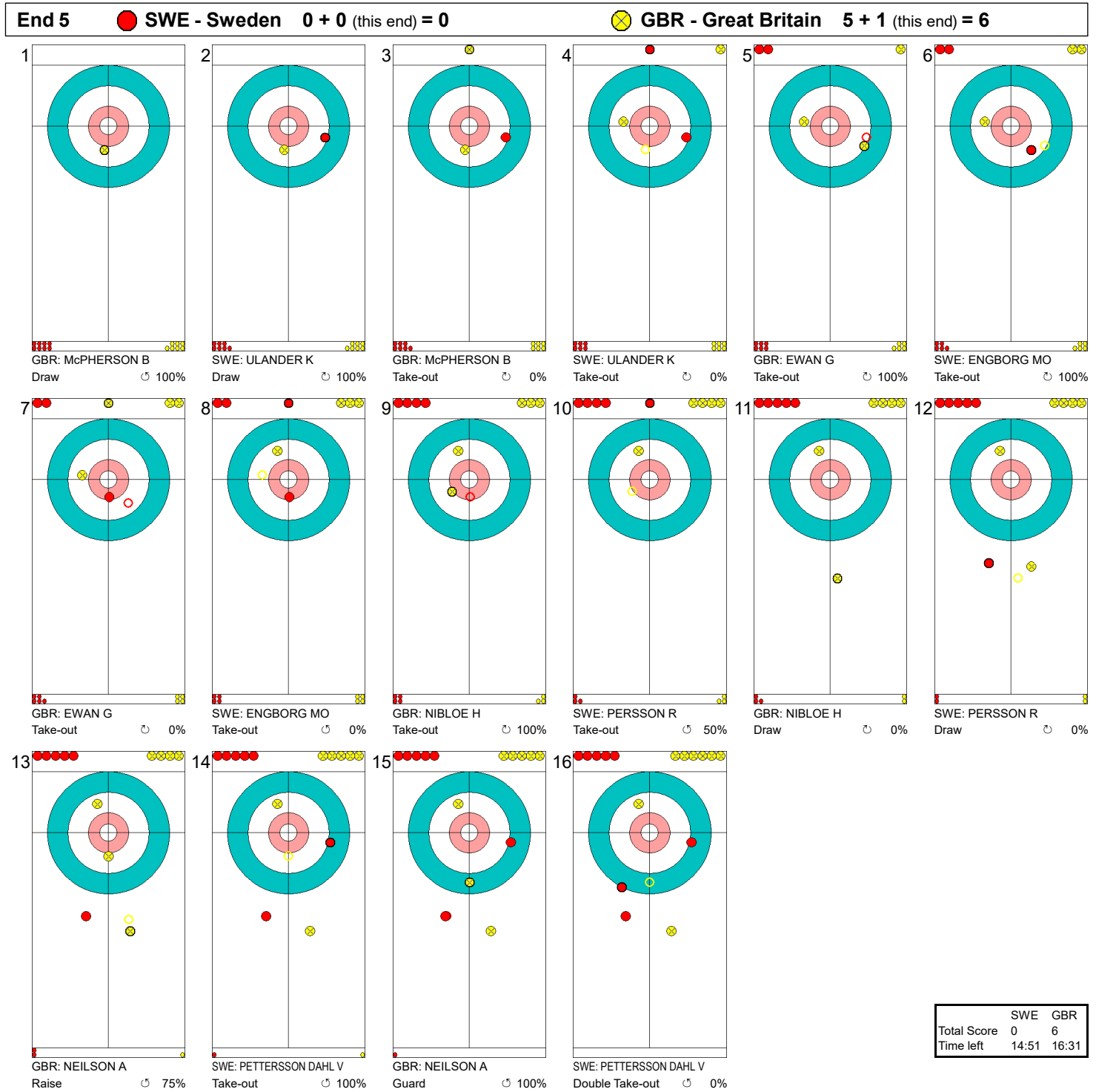
Game - Shot by Shot
게임-각각의 샷



Legend:
 ↻ Clockwise ↺ Counter-clockwise - Not considered



Game - Shot by Shot
게임-각각의 샷



	SWE	GBR
Total Score	0	6
Time left	14:51	16:31

Legend:
 Clockwise
 Counter-clockwise
 - Not considered



Game - Shot by Shot
 게임-각각의 샷

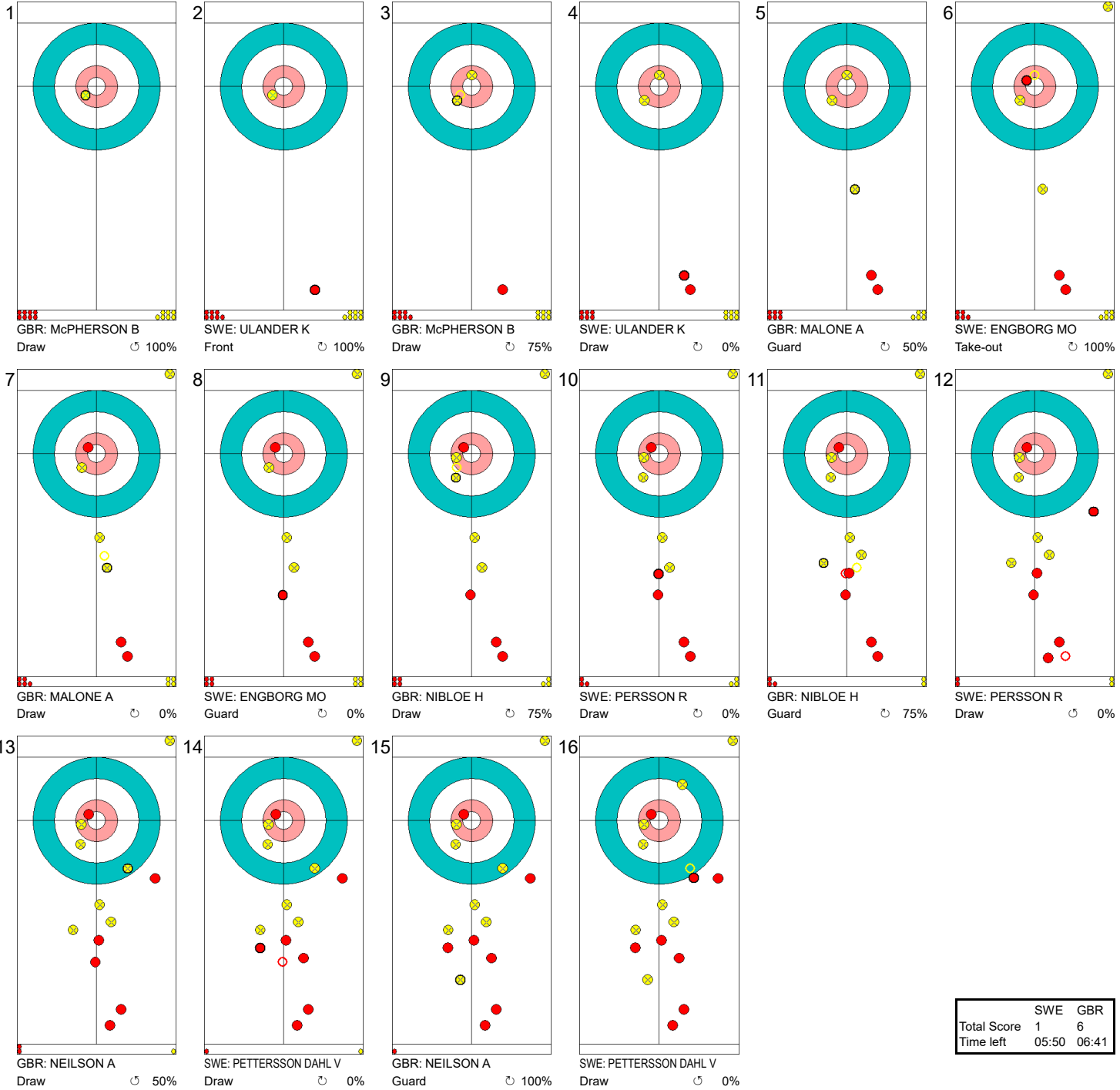


Legend:
 ↻ Clockwise ↺ Counter-clockwise - Not considered



Game - Shot by Shot
 게임-각각의 샷

End 7 ● **SWE - Sweden** 0 + 1 (this end) = 1 ● **GBR - Great Britain** 6 + 0 (this end) = 6



	SWE	GBR
Total Score	1	6
Time left	05:50	06:41

Legend:
 ↻ Clockwise ↺ Counter-clockwise - Not considered



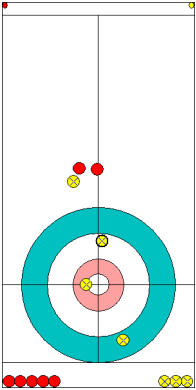
Most Important Shots

승부 유효 샷

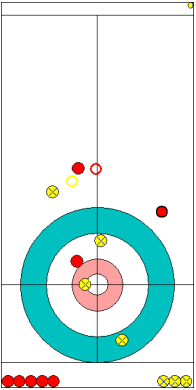
Sheet	Game	Team	LSFE	1	2	3	4	5	6	7	8	Extra Ends	Total	
A	4	GER - Germany	●		3	0	1	0	2	0	1	0		7
	5	SVK - Slovakia	●	*	0	2	0	2	0	1	0	1		6

Most Important Shot:

Facing three opponent stones the German Skip PUTZICH C played a Raise to the four foot to lay second shot behind a guard. It made it very difficult for the Slovakian team to score multiple points which secured the win for team Germany.



Before



After

End: 8

Team: GER - Germany

Player: PUTZICH Christiane

Team Stone: 1 2 3 4 5 6 7 ⑧

Task: Raise

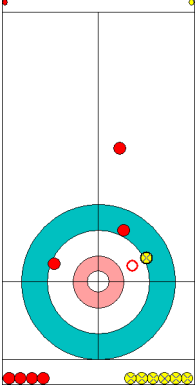
Rotation: ↻

Shot Success: 50%

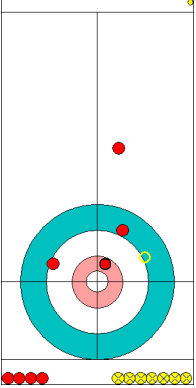
Sheet	Game	Team	LSFE	1	2	3	4	5	6	7	8	Extra Ends	Total
B	5	CHN - People's Republic of China	●	*	1	0	1	0	1	3	2	X	8
	4	SUI - Switzerland	●		0	1	0	1	0	0	0	X	2

Most Important Shot:

The Chinese Skip WANG H played a heavy-weight Take-out to lay with 3 stones. He put a lot of pressure on the Swiss Skip and eventually stole a decisive 3 points.



Before



After

End: 6

Team: CHN - People's Republic of China

Player: WANG Haitao

Team Stone: 1 2 3 4 5 6 7 ⑧

Task: Take-out

Rotation: ↻

Shot Success: 100%



Most Important Shots

승부 유효 샷

Sheet	Game	Team	LSFE	1	2	3	4	5	6	7	8	Extra Ends	Total
C	5	FIN - Finland	●	*	0	0	4	0	1	0	1	2	8
	4	USA - United States of America	●		1	1	0	2	0	1	0	0	5

Most Important Shot:

US Skip BLACK K attempted a Draw through a narrow port to tie the game, but he was light and hit a guard up front, giving away the win to the Finnish team.

End: 8

Team: USA - United States of America

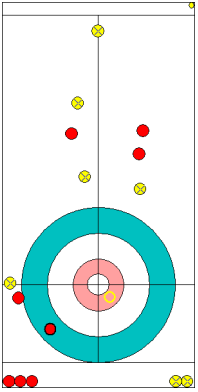
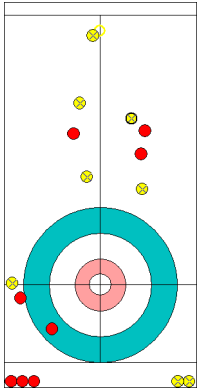
Player: BLACK Kirk

Team Stone: 1 2 3 4 5 6 7 ⑧

Task: Draw

Rotation: ⤵

Shot Success: 0%

Sheet	Game	Team	LSFE	1	2	3	4	5	6	7	8	Extra Ends	Total
D	5	SWE - Sweden	●		0	0	0	0	0	0	1	X	1
	4	GBR - Great Britain	●	*	2	1	1	1	1	0	0	X	6

Most Important Shot:

British Skip NEILSON A played a Take-out to score two points in the first end. In the following ends team Sweden struggled to score with their last stone advantage and the British team continued to steal and extend their lead.

End: 1

Team: GBR - Great Britain

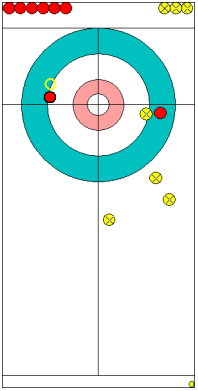
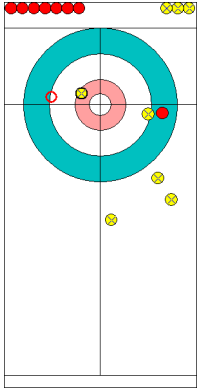
Player: NEILSON Aileen

Team Stone: 1 2 3 4 5 6 7 ⑧

Task: Take-out

Rotation: ⤵

Shot Success: 100%

Legend:

⤴ Clockwise ⤵ Counter-clockwise **LSFE(*)** Last Stone First End

X Unplayed/unfinished end due to concession



Session Results and Standings

세션 결과 및 순위

Sheet	Game	Team	LSFE	1	2	3	4	5	6	7	8	Extra Ends	Total
A	4	KOR - Republic of Korea	*	3	0	0	1	0	3	0	X		7
	4	CAN - Canada		0	0	1	0	2	0	2	X		5
B	4	SWE - Sweden		0	1	0	0	2	0	0	X		3
	4	SVK - Slovakia	*	3	0	2	1	0	1	1	X		8
C	4	NOR - Norway	*	1	1	0	1	1	2	0	X		6
	4	NPA - Neutral Paralympic Athletes		0	0	1	0	0	0	1	X		2
D	4	FIN - Finland	*	0	0	1	0	2	0	1	X		4
	4	CHN - People's Republic of China		1	2	0	2	0	1	0	X		6

Current Standings

Rank	Team	Games	Wins	Losses
1	CHN - People's Republic of China	4	4	0
1	KOR - Republic of Korea	4	4	0
3	CAN - Canada	4	3	1
4	GBR - Great Britain	3	2	1
4	GER - Germany	3	2	1
4	SUI - Switzerland	3	2	1
7	SVK - Slovakia	4	2	2
8	USA - United States of America	3	1	2
9	NOR - Norway	4	1	3
9	NPA - Neutral Paralympic Athletes	4	1	3
11	FIN - Finland	4	0	4
11	SWE - Sweden	4	0	4

Note:
Under WCF rules, tie-breaking rules for standings are not applied until after the last game of the round robin.

Legend:
LSFE(*) Last Stone First End X Unplayed/unfinished end due to concession



Game Results

대회 경기결과

Sheet	Game	Team	LSFE	1	2	3	4	5	6	7	8	Extra Ends	Total
A	4	KOR - Republic of Korea	*	3	0	0	1	0	3	0	X		7
	4	CAN - Canada		0	0	1	0	2	0	2	X		5

KOR - Republic of Korea			Shot Success	Game	All
4	V	CHA Jaegoan	M	71%	66%
3		JUNG Seungwon	M	72%	69%
2	S	SEO Soonseok	M	70%	61%
1		BANG Min-Ja	F	83%	70%
A		LEE Dongha	M	-	65%
Team Total				74%	66%

CAN - Canada			Shot Success	Game	All
4	S	IDESON Mark	M	57%	67%
3	V	FORREST Ina	F	52%	63%
2		THIESSEN Dennis	M	52%	58%
1		WRIGHT Marie	F	70%	67%
A		ANSEEUW Jamie	M	-	-
Team Total				58%	64%

Last Stone Draw Distance

⌚	BANG Min-Ja	82.4cm
⌚	SEO Soonseok	110.0cm
Total		192.4cm

Last Stone Draw Distance

⌚	THIESSEN Dennis	157.5cm
⌚	WRIGHT Marie	102.7cm
Total		260.2cm

Time remaining: 4 minutes 7 seconds
Time-out: End 8 - KOR stone 7

Time remaining: 1 minute 54 seconds
Time-out: End 8 - CAN stone 5

Shot Success Analysis

KOR - Republic of Korea		⌚	⌚	Game	
4	CHA Jaegoan	Draws	5 80%	2 38%	7 68%
		Take-outs	5 85%	2 50%	7 75%
		Total	10 83%	4 44%	14 71%
3	JUNG Seungwon	Draws	4 81%	3 58%	7 71%
		Take-outs	6 71%	3 75%	9 72%
		Total	10 75%	6 67%	16 72%
2	SEO Soonseok	Draws	3 42%	3 58%	6 50%
		Take-outs	5 85%	5 80%	10 83%
		Total	8 69%	8 72%	16 70%
1	BANG Min-Ja	Draws	8 97%	1 100%	9 97%
		Take-outs	4 38%	3 100%	7 64%
		Total	12 77%	4 100%	16 83%
A	LEE Dongha	Draws	0 -	0 -	0 -
		Take-outs	0 -	0 -	0 -
		Total	0 -	0 -	0 -
Team		Draws	20 81%	9 58%	29 74%
		Take-outs	20 71%	13 79%	33 74%
		Total	40 76%	22 70%	62 74%

CAN - Canada		⌚	⌚	Game	
4	IDESON Mark	Draws	2 100%	6 50%	8 63%
		Take-outs	3 17%	3 83%	6 50%
		Total	5 50%	9 61%	14 57%
3	FORREST Ina	Draws	4 63%	5 30%	9 44%
		Take-outs	3 83%	4 44%	7 61%
		Total	7 71%	9 36%	16 52%
2	THIESSEN Dennis	Draws	5 40%	4 56%	9 47%
		Take-outs	3 67%	4 50%	7 57%
		Total	8 50%	8 53%	16 52%
1	WRIGHT Marie	Draws	6 79%	7 50%	13 63%
		Take-outs	2 100%	1 100%	3 100%
		Total	8 84%	8 56%	16 70%
A	ANSEEUW Jamie	Draws	0 -	0 -	0 -
		Take-outs	0 -	0 -	0 -
		Total	0 -	0 -	0 -
Team		Draws	17 66%	22 47%	39 55%
		Take-outs	11 64%	12 60%	23 62%
		Total	28 65%	34 51%	62 58%

Note:
Position and function for each team member:
4 = Fourth, 3 = Third, 2 = Second, 1 = Lead, A = Alternate, S = Skip, V = Vice-Skip

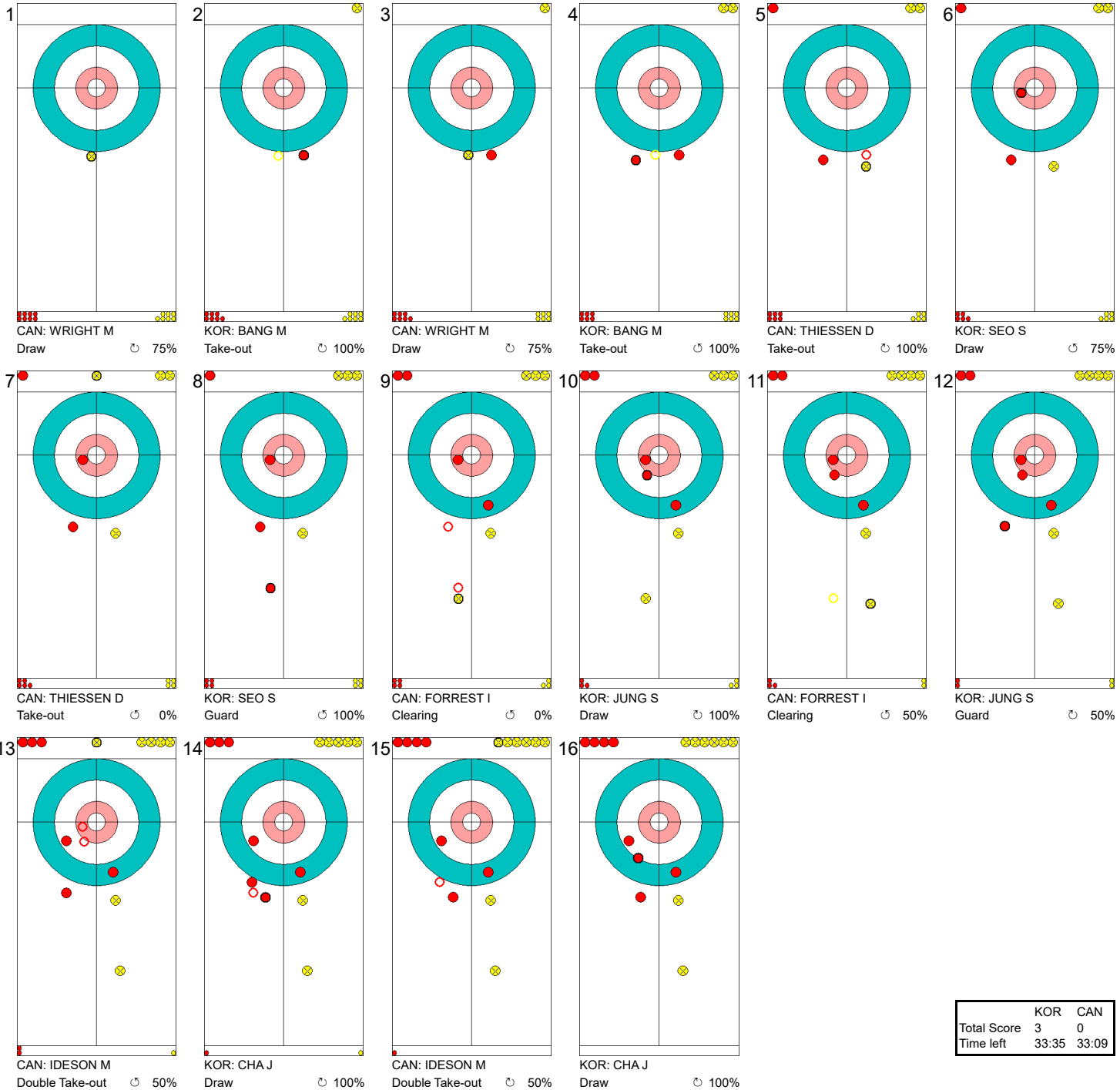
Legend:
⌚ Clockwise ⌚ Counter-clockwise F Female
LSFE(*) Last Stone First End M Male X Unplayed/unfinished end due to concession



Game - Shot by Shot

게임-각각의 샷

End 1 ● **KOR - Republic of Korea** 0 + 3 (this end) = 3 ● **CAN - Canada** 0 + 0 (this end) = 0



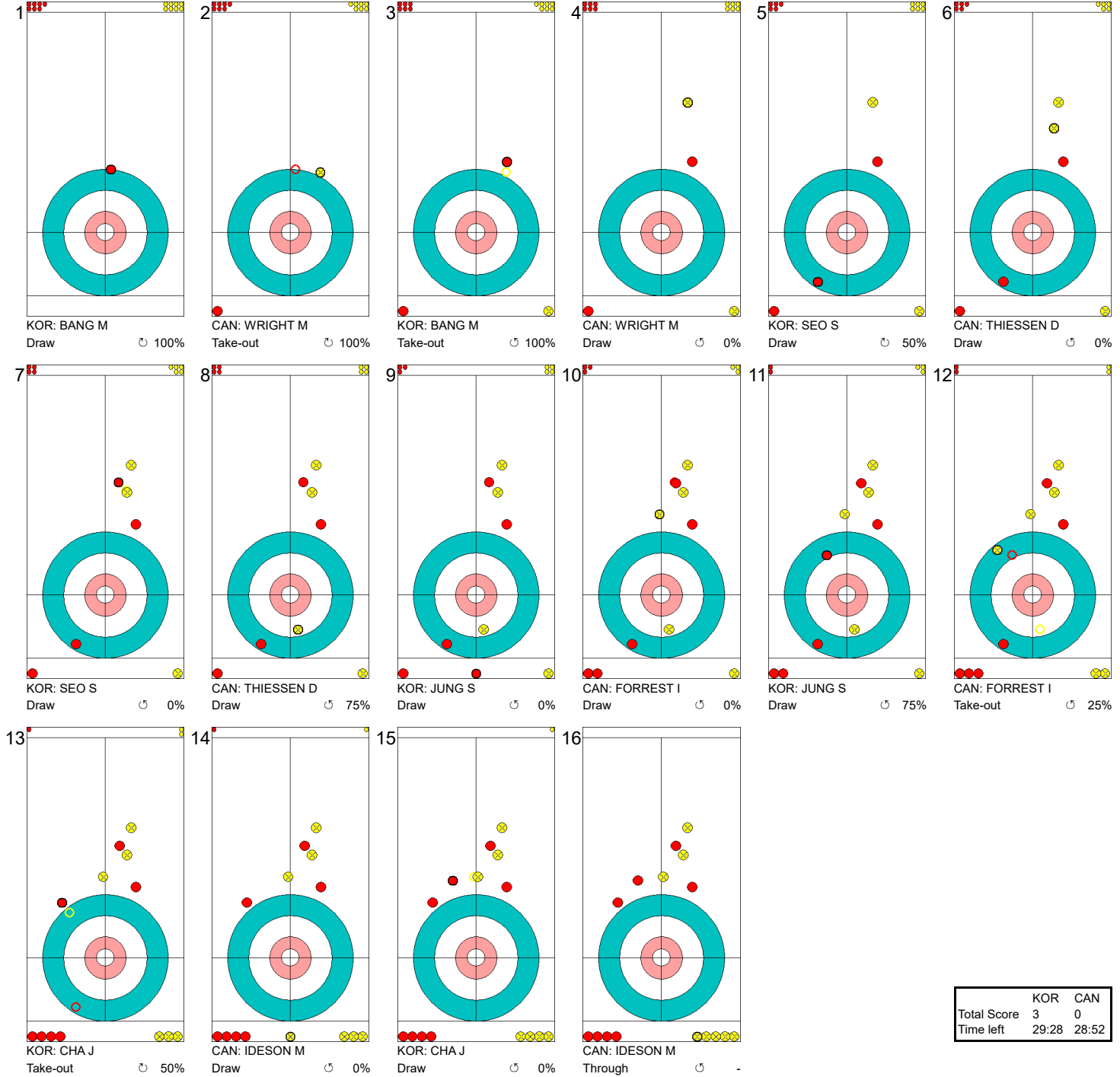
	KOR	CAN
Total Score	3	0
Time left	33:35	33:09

Legend:
 ↻ Clockwise ↺ Counter-clockwise - Not considered



Game - Shot by Shot
게임-각각의 샷

End 2 ● KOR - Republic of Korea 3 + 0 (this end) = 3 ● CAN - Canada 0 + 0 (this end) = 0



	KOR	CAN
Total Score	3	0
Time left	29:28	28:52

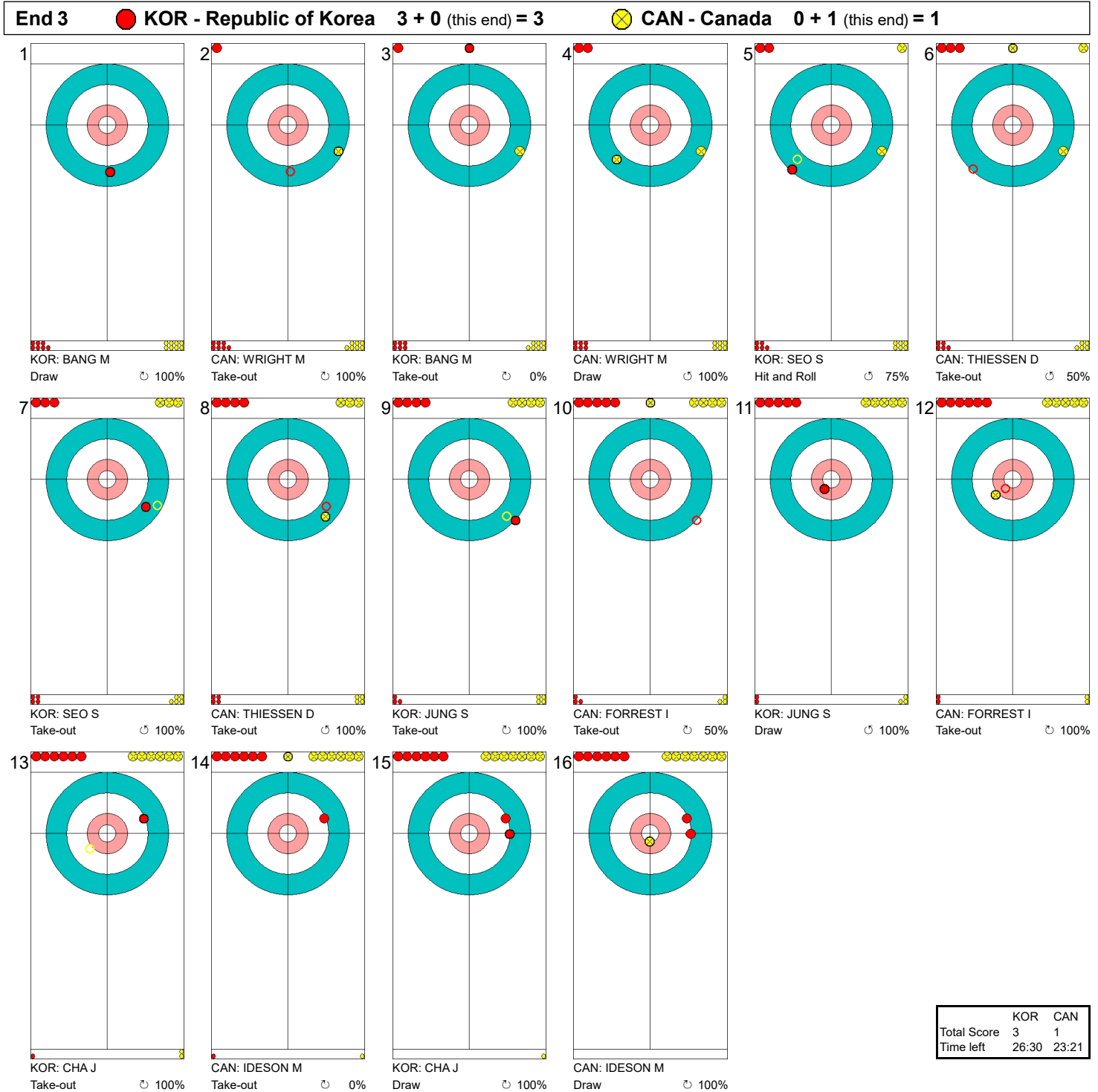
Legend: ↻ Clockwise ↺ Counter-clockwise - Not considered





Game - Shot by Shot

게임-각각의 샷



Legend: ↻ Clockwise ↺ Counter-clockwise - Not considered



Game - Shot by Shot
게임-각각의 샷

End 4 ● KOR - Republic of Korea 3 + 1 (this end) = 4 ● CAN - Canada 1 + 0 (this end) = 1



	KOR	CAN
Total Score	4	1
Time left	20:22	17:55

Legend:
 ↻ Clockwise ↺ Counter-clockwise - Not considered



Game - Shot by Shot
게임-각각의 샷

End 5 ● KOR - Republic of Korea 4 + 0 (this end) = 4 ● CAN - Canada 1 + 2 (this end) = 3



	KOR	CAN
Total Score	4	3
Time left	15:55	13:35

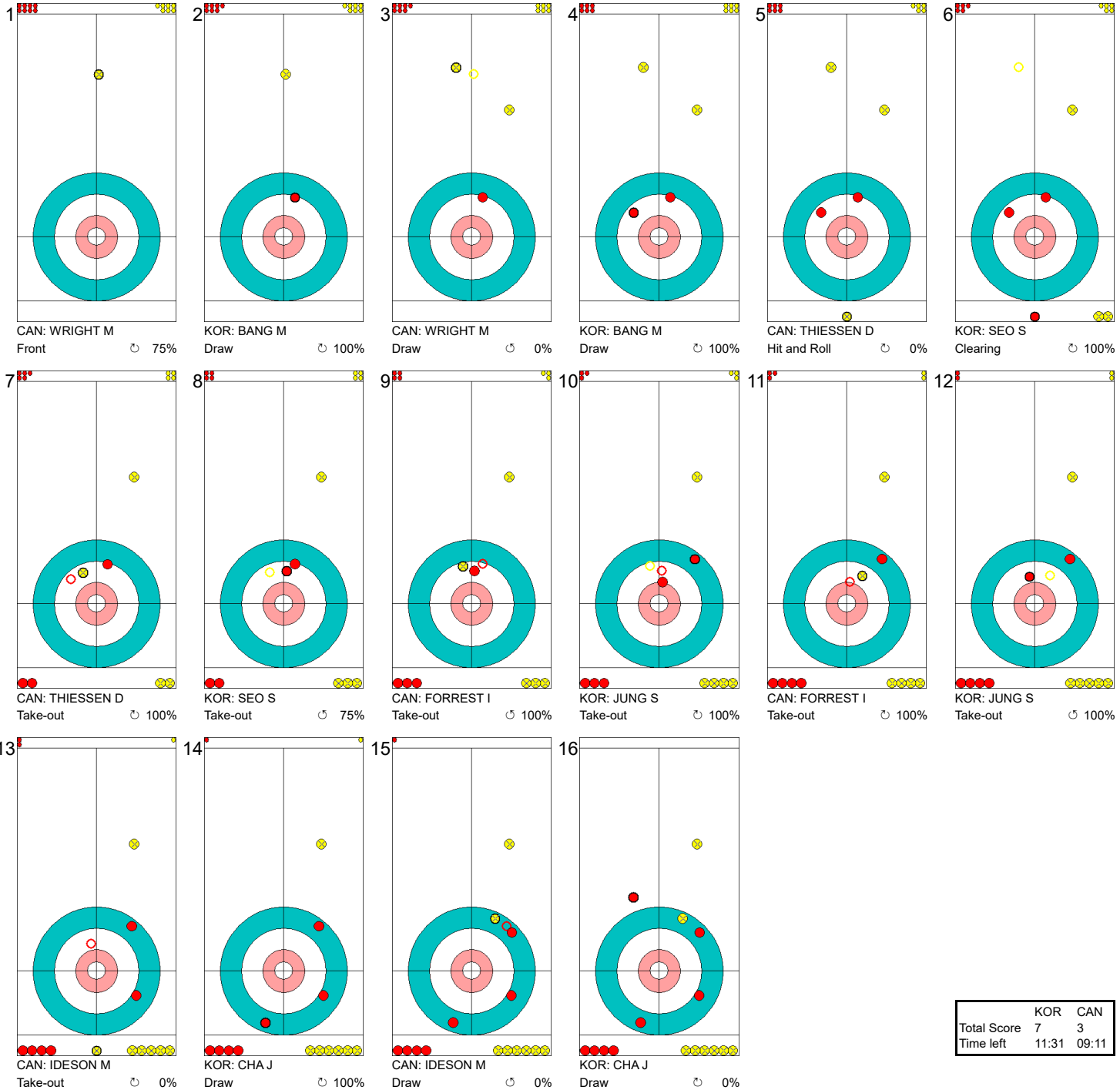
Legend:
 ↻ Clockwise ↺ Counter-clockwise - Not considered





Game - Shot by Shot
게임-각각의 샷

End 6 ● KOR - Republic of Korea 4 + 3 (this end) = 7 ○ CAN - Canada 3 + 0 (this end) = 3

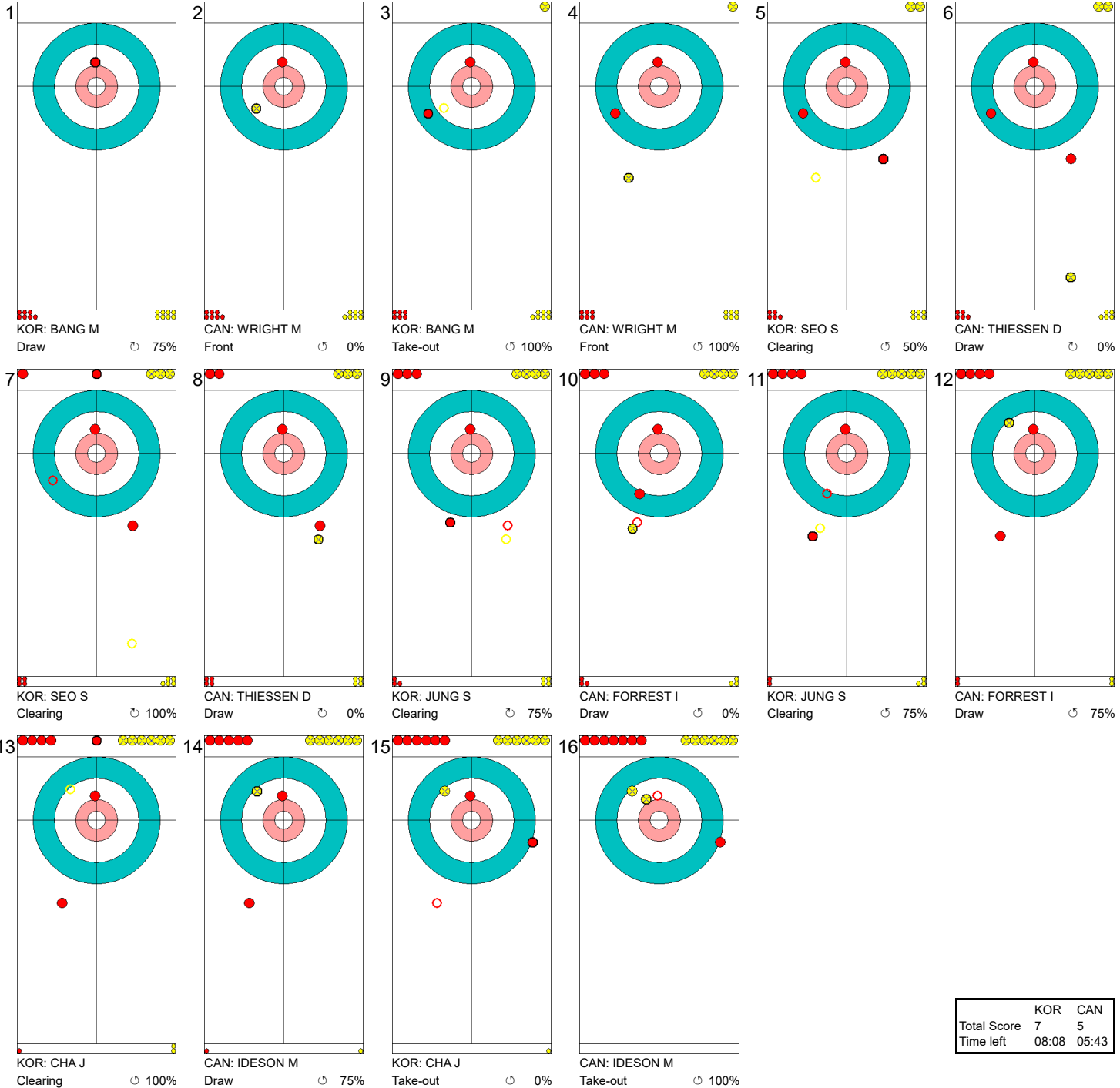


Legend:
 ↻ Clockwise ↺ Counter-clockwise - Not considered



Game - Shot by Shot
게임-각각의 샷

End 7 **KOR - Republic of Korea 7 + 0 (this end) = 7** **CAN - Canada 3 + 2 (this end) = 5**



	KOR	CAN
Total Score	7	5
Time left	08:08	05:43

Legend:
 ↻ Clockwise ↺ Counter-clockwise - Not considered



Game - Shot by Shot
게임-각각의 샷

End 8 **KOR - Republic of Korea** 7 + X (this end) = 7 **CAN - Canada** 5 + X (this end) = 5



	KOR	CAN
Total Score	7	5
Time left	04:07	01:54

Legend:
 ↻ Clockwise ↺ Counter-clockwise - Not considered
 X Unfinished end due to concession



Game Results

대회 경기결과

Sheet	Game	Team	LSFE	1	2	3	4	5	6	7	8	Extra Ends	Total
B	4	SWE - Sweden		0	1	0	0	2	0	0	X		3
	4	SVK - Slovakia	*	3	0	2	1	0	1	1	X		8

SWE - Sweden			Shot Success	Game	All
4	S	PETTERSSON DAHL Viljo	M	50%	40%
3		PERSSON Ronny	M	45%	46%
2		ENGBORG Mats Ola	M	39%	55%
1	V	ULANDER Kicki	F	64%	67%
A		REPPE Zandra	F	-	71%
Team Total				50%	53%

SVK - Slovakia			Shot Success	Game	All
4		PITONAK Dusan	M	73%	60%
3	S	DURIS Radoslav	M	50%	55%
2		ZATKO Peter	M	34%	48%
1	V	KUNKELOVA Monika	F	43%	53%
A		LYOCSA Imrich	M	-	44%
Team Total				50%	53%

Last Stone Draw		Distance
⌚	ENGBORG Mats Ola	87.2cm
⌚	ULANDER Kicki	151.3cm
Total		238.5cm

Time remaining: 6 minutes 6 seconds

Last Stone Draw		Distance
⌚	DURIS Radoslav	47.8cm
⌚	KUNKELOVA Monika	78.1cm
Total		125.9cm

Time remaining: 10 minutes 44 seconds

Time-out: End 7 - SVK stone 3

Shot Success Analysis

SWE - Sweden		⌚	⌚	Game
4	PETTERSSON DAHL Viljo	Draws 4 38%	2 63%	6 46%
		Take-outs 7 46%	1 100%	8 53%
		Total 11 43%	3 75%	14 50%
3	PERSSON Ronny	Draws 3 67%	5 15%	8 34%
		Take-outs 5 50%	1 100%	6 58%
		Total 8 56%	6 29%	14 45%
2	ENGBORG Mats Ola	Draws 6 42%	4 38%	10 40%
		Take-outs 3 50%	1 0%	4 38%
		Total 9 44%	5 30%	14 39%
1	ULANDER Kicki	Draws 5 80%	6 67%	11 73%
		Take-outs 3 33%	0 -	3 33%
		Total 8 63%	6 67%	14 64%
A	REPPE Zandra	Draws 0 -	0 -	0 -
		Take-outs 0 -	0 -	0 -
		Total 0 -	0 -	0 -
Team		Draws 18 56%	17 44%	35 50%
		Take-outs 18 46%	3 67%	21 49%
		Total 36 51%	20 48%	56 50%

SVK - Slovakia		⌚	⌚	Game
4	PITONAK Dusan	Draws 6 88%	3 50%	9 75%
		Take-outs 4 63%	1 100%	5 70%
		Total 10 78%	4 63%	14 73%
3	DURIS Radoslav	Draws 7 36%	4 75%	11 50%
		Take-outs 2 75%	1 0%	3 50%
		Total 9 44%	5 60%	14 50%
2	ZATKO Peter	Draws 3 33%	5 0%	8 13%
		Take-outs 4 88%	2 13%	6 63%
		Total 7 64%	7 4%	14 34%
1	KUNKELOVA Monika	Draws 9 44%	2 0%	11 36%
		Take-outs 3 67%	0 -	3 67%
		Total 12 50%	2 0%	14 43%
A	LYOCSA Imrich	Draws 0 -	0 -	0 -
		Take-outs 0 -	0 -	0 -
		Total 0 -	0 -	0 -
Team		Draws 25 51%	14 32%	39 44%
		Take-outs 13 73%	4 31%	17 63%
		Total 38 59%	18 32%	56 50%

Note:

Position and function for each team member:

4 = Fourth, 3 = Third, 2 = Second, 1 = Lead, A = Alternate, S = Skip, V = Vice-Skip

Legend:

⌚ Clockwise

⌚ Counter-clockwise

F Female

LSFE(*) Last Stone First End

M Male

X Unplayed/unfinished end due to concession



Game - Shot by Shot

게임-각각의 샷

End 1 ● SWE - Sweden 0 + 0 (this end) = 0 ⊗ SVK - Slovakia 0 + 3 (this end) = 3



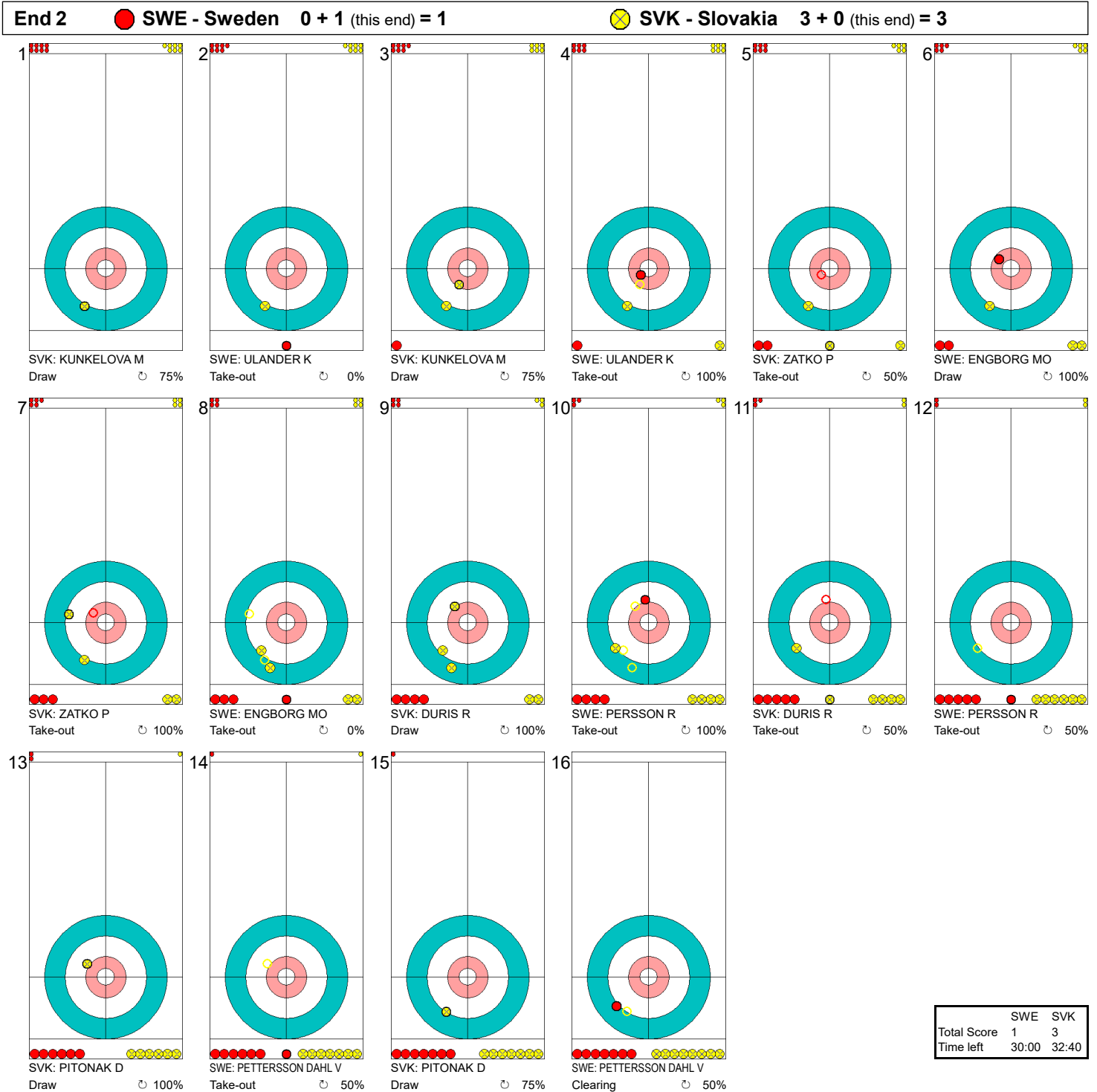
	SWE	SVK
Total Score	0	3
Time left	33:49	35:16

Legend:
 ↻ Clockwise ↺ Counter-clockwise - Not considered



Game - Shot by Shot

게임-각각의 샷



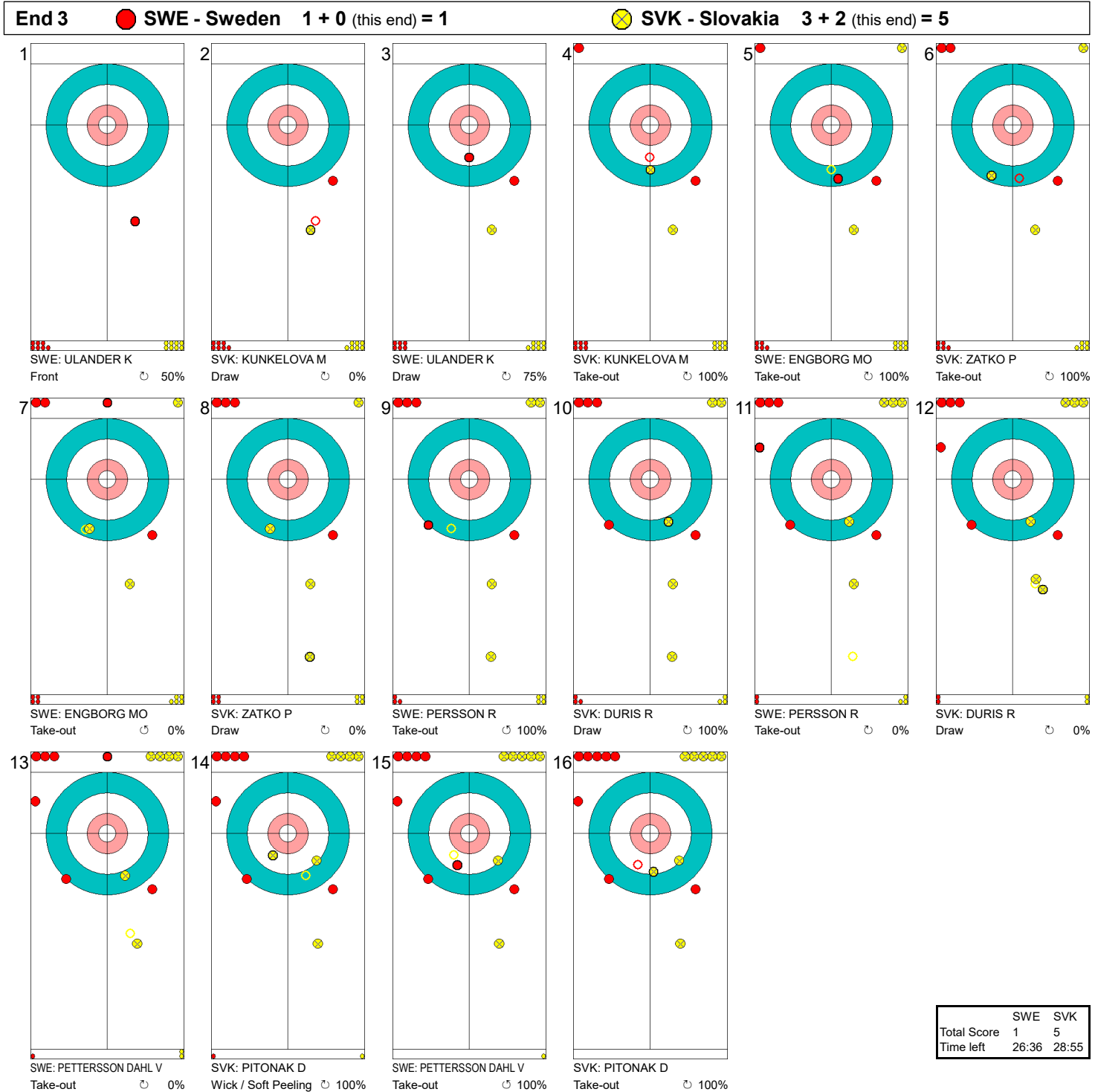
	SWE	SVK
Total Score	1	3
Time left	30:00	32:40

Legend:
 ↻ Clockwise ↺ Counter-clockwise - Not considered



Game - Shot by Shot

게임-각각의 샷

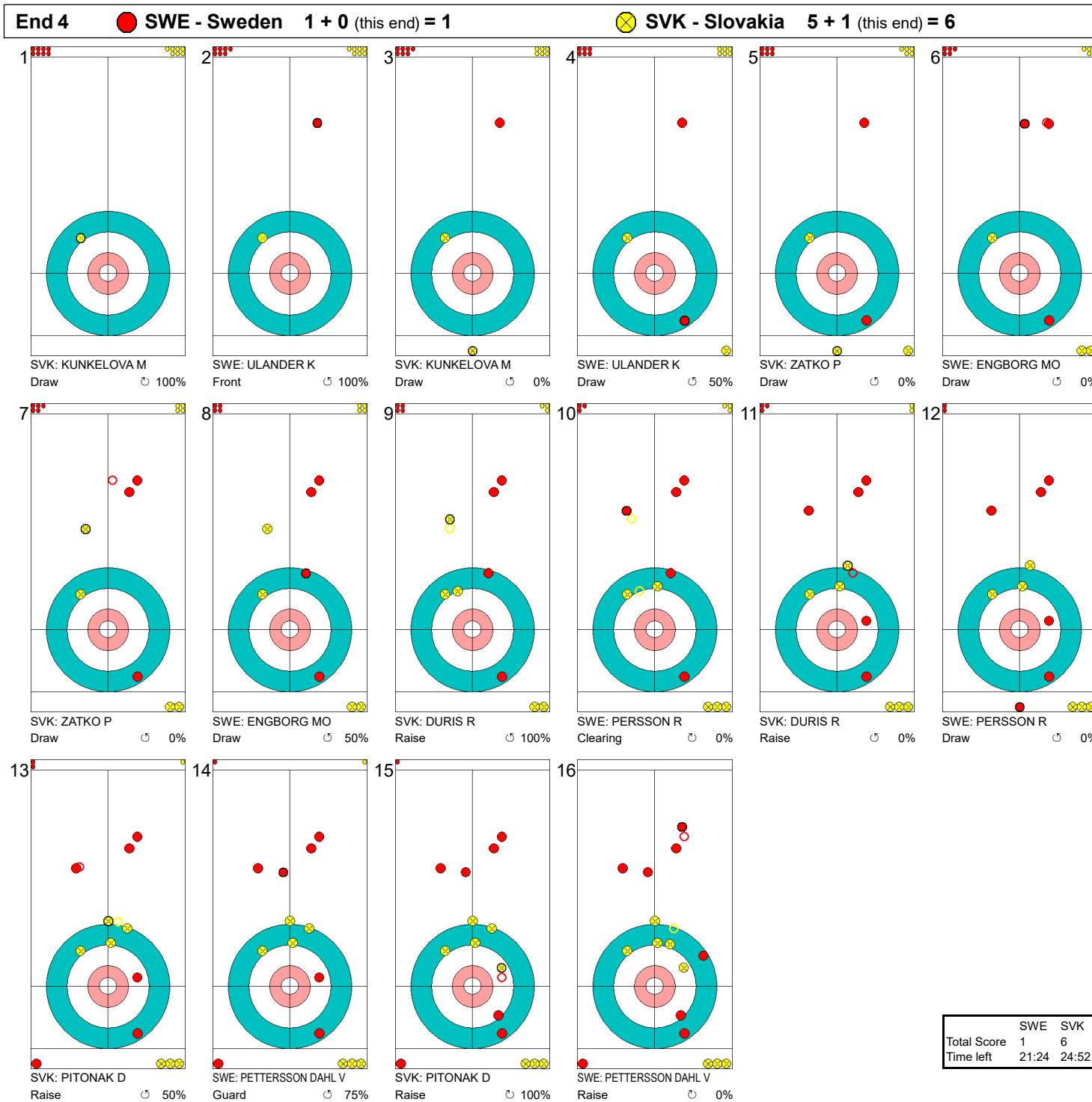


Legend:
 ↻ Clockwise ↺ Counter-clockwise - Not considered



Game - Shot by Shot

게임-각각의 샷



Legend:

↻ Clockwise

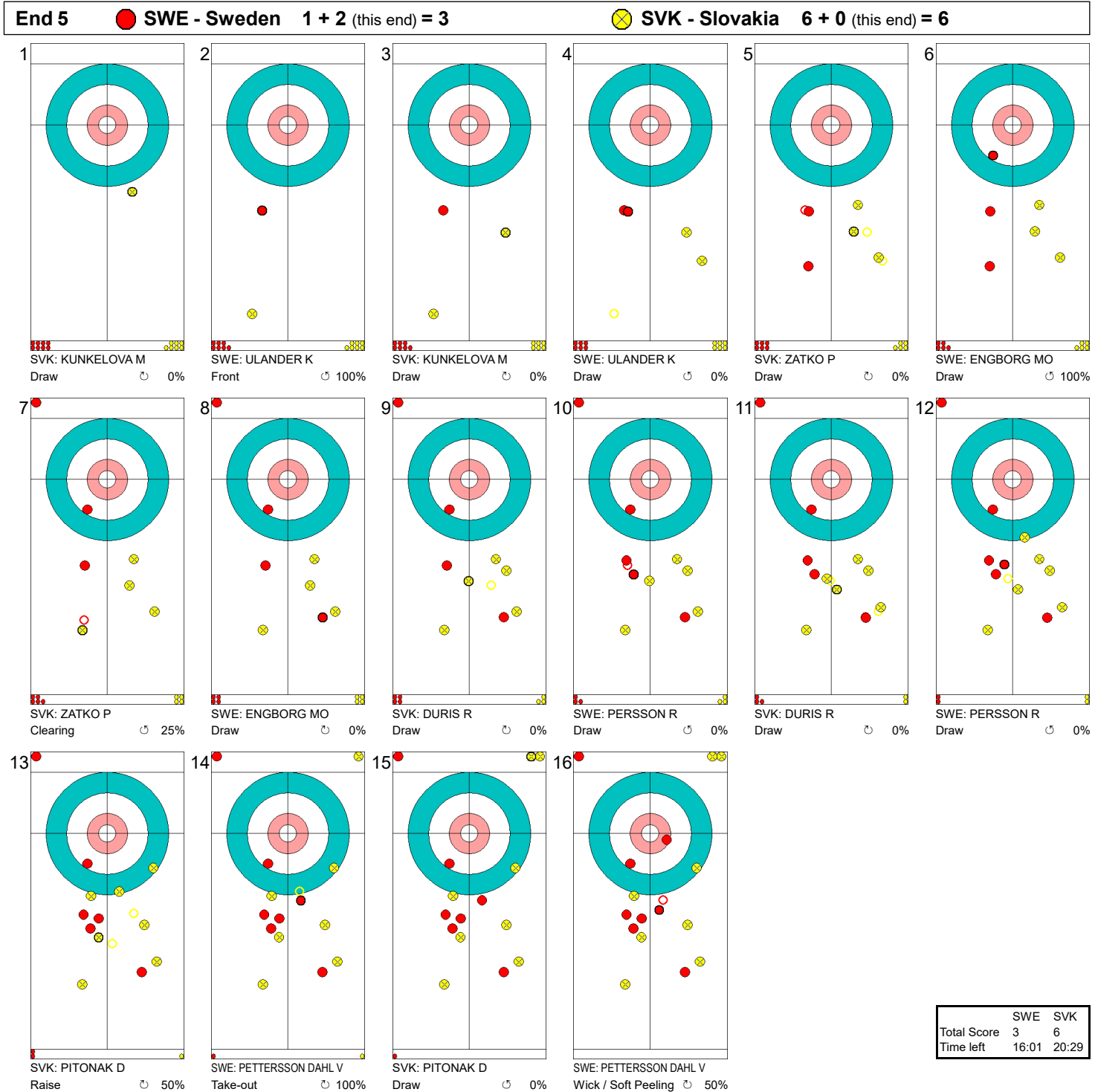
↺ Counter-clockwise

- Not considered



Game - Shot by Shot

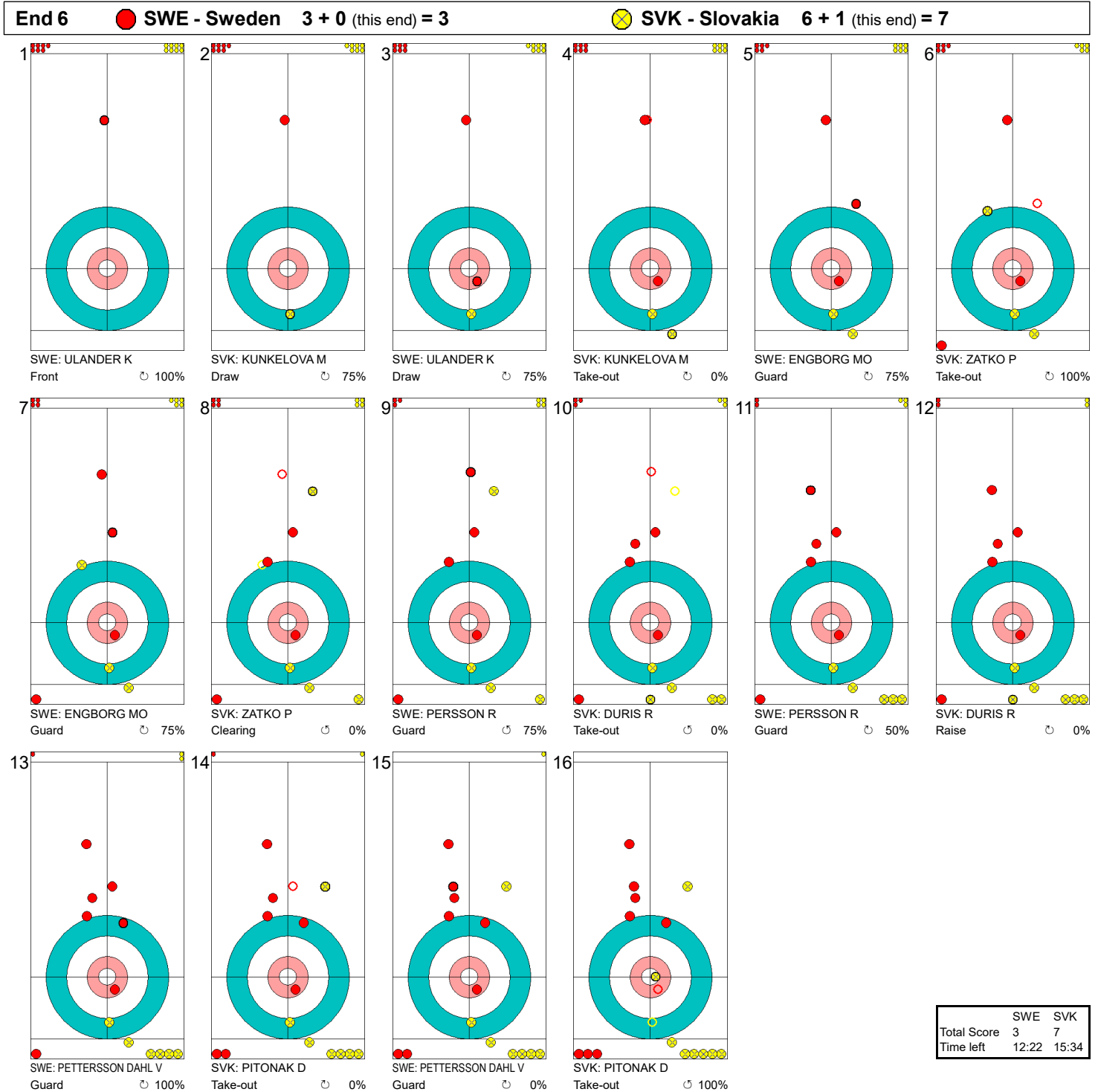
게임-각각의 샷



Legend:
 ↻ Clockwise ↺ Counter-clockwise - Not considered



Game - Shot by Shot
게임-각각의 샷



Legend:
 ↻ Clockwise ↺ Counter-clockwise - Not considered



Game - Shot by Shot
 게임-각각의 샷

End 7 ● **SWE - Sweden** 3 + 0 (this end) = 3 ● **SVK - Slovakia** 7 + 1 (this end) = 8



	SWE	SVK
Total Score	3	8
Time left	06:06	10:44

Legend:
 ↻ Clockwise ↺ Counter-clockwise - Not considered



Game Results
대회 경기결과

Sheet	Game	Team	LSFE	1	2	3	4	5	6	7	8	Extra Ends	Total
C	4	NOR - Norway	*	1	1	0	1	1	2	0	X		6
	4	NPA - Neutral Paralympic Athletes		0	0	1	0	0	0	1	X		2

NOR - Norway			Shot Success	Game	All
4 S	STORDAHL Jostein	M	82%	60%	
3 V	LORENTSEN Rune	M	78%	45%	
2	SYVERSEN Ole Fredrik	M	81%	61%	
1	LOECHEN Sissel	F	80%	67%	
A	IVERSEN Rikke	F	-	-	
Team Total			80%	58%	

NPA - Neutral Paralympic Athletes			Shot Success	Game	All
4 S	KUROKHTIN Konstantin	M	38%	42%	
3 V	ROMANOV Marat	M	45%	52%	
2	SHEVCHENKO Alexander	M	67%	70%	
1	SHCHUKINA Daria	F	72%	68%	
A	MESHCHERIAKOV Andrei	M	71%	59%	
Team Total			58%	56%	

Last Stone Draw Distance

⌚	LORENTSEN Rune	68.7cm
⌚	LOECHEN Sissel	199.6cm
Total		268.3cm

Last Stone Draw Distance

⌚	SHEVCHENKO Alexander	90.7cm
⌚	ROMANOV Marat	199.6cm
Total		290.3cm

Time remaining: 2 minutes 56 seconds

Time remaining: 1 minute 57 seconds

MESHCHERIAKOV A replaced ROMANOV M at the beginning of end 6
Revised line-up: (4 S) KUROKHTIN K, (3 V) SHEVCHENKO A, (2) MESHCHERIAKOV A, (1) SHCHUKINA D

Shot Success Analysis

NOR - Norway		⌚	⌚	Game
4	STORDAHL Jostein	Draws 4 94%	5 75%	9 83%
		Take-outs 4 88%	1 50%	5 80%
		Total 8 91%	6 71%	14 82%
3	LORENTSEN Rune	Draws 4 63%	6 92%	10 80%
		Take-outs 5 70%	1 100%	6 75%
		Total 9 67%	7 93%	16 78%
2	SYVERSEN Ole Fredrik	Draws 2 100%	0 -	2 100%
		Take-outs 10 80%	4 75%	14 79%
		Total 12 83%	4 75%	16 81%
1	LOECHEN Sissel	Draws 9 94%	1 75%	10 93%
		Take-outs 1 100%	3 33%	4 50%
		Total 10 95%	4 44%	14 80%
A	IVERSEN Rikke	Draws 0 -	0 -	0 -
		Take-outs 0 -	0 -	0 -
		Total 0 -	0 -	0 -
Team		Draws 19 88%	12 83%	31 86%
		Take-outs 20 80%	9 61%	29 74%
		Total 39 84%	21 74%	60 80%

NPA - Neutral Paralympic Athletes		⌚	⌚	Game
4	KUROKHTIN Konstantin	Draws 3 17%	8 44%	11 36%
		Take-outs 3 42%	0 -	3 42%
		Total 6 29%	8 44%	14 38%
3	ROMANOV Marat	Draws 2 100%	6 25%	8 44%
		Take-outs 1 0%	1 100%	2 50%
		Total 3 67%	7 36%	10 45%
2	SHEVCHENKO Alexander	Draws 4 69%	6 67%	10 68%
		Take-outs 4 75%	2 50%	6 67%
		Total 8 72%	8 63%	16 67%
1	SHCHUKINA Daria	Draws 4 94%	10 73%	14 79%
		Take-outs 2 25%	0 -	2 25%
		Total 6 71%	10 73%	16 72%
A	MESHCHERIAKOV Andrei	Draws 5 65%	1 100%	6 71%
		Take-outs 0 -	0 -	0 -
		Total 5 65%	1 100%	6 71%
Team		Draws 18 68%	31 56%	49 60%
		Take-outs 10 48%	3 67%	13 52%
		Total 28 61%	34 57%	62 58%

Note:
Position and function for each team member:
4 = Fourth, 3 = Third, 2 = Second, 1 = Lead, A = Alternate, S = Skip, V = Vice-Skip

Legend:
⌚ Clockwise ⌚ Counter-clockwise F Female
LSFE(*) Last Stone First End M Male X Unplayed/unfinished end due to concession



Game - Shot by Shot

게임-각각의 샷

End 1 ● **NOR - Norway** **0 + 1** (this end) = **1** ⊗ **NPA - NPA** **0 + 0** (this end) = **0**



	NOR	NPA
Total Score	1	0
Time left	33:53	34:39

Legend:
↻ Clockwise ↺ Counter-clockwise - Not considered



Game - Shot by Shot

게임-각각의 샷

End 2 ● **NOR - Norway** 1 + 1 (this end) = 2 ⊗ **NPA - NPA** 0 + 0 (this end) = 0

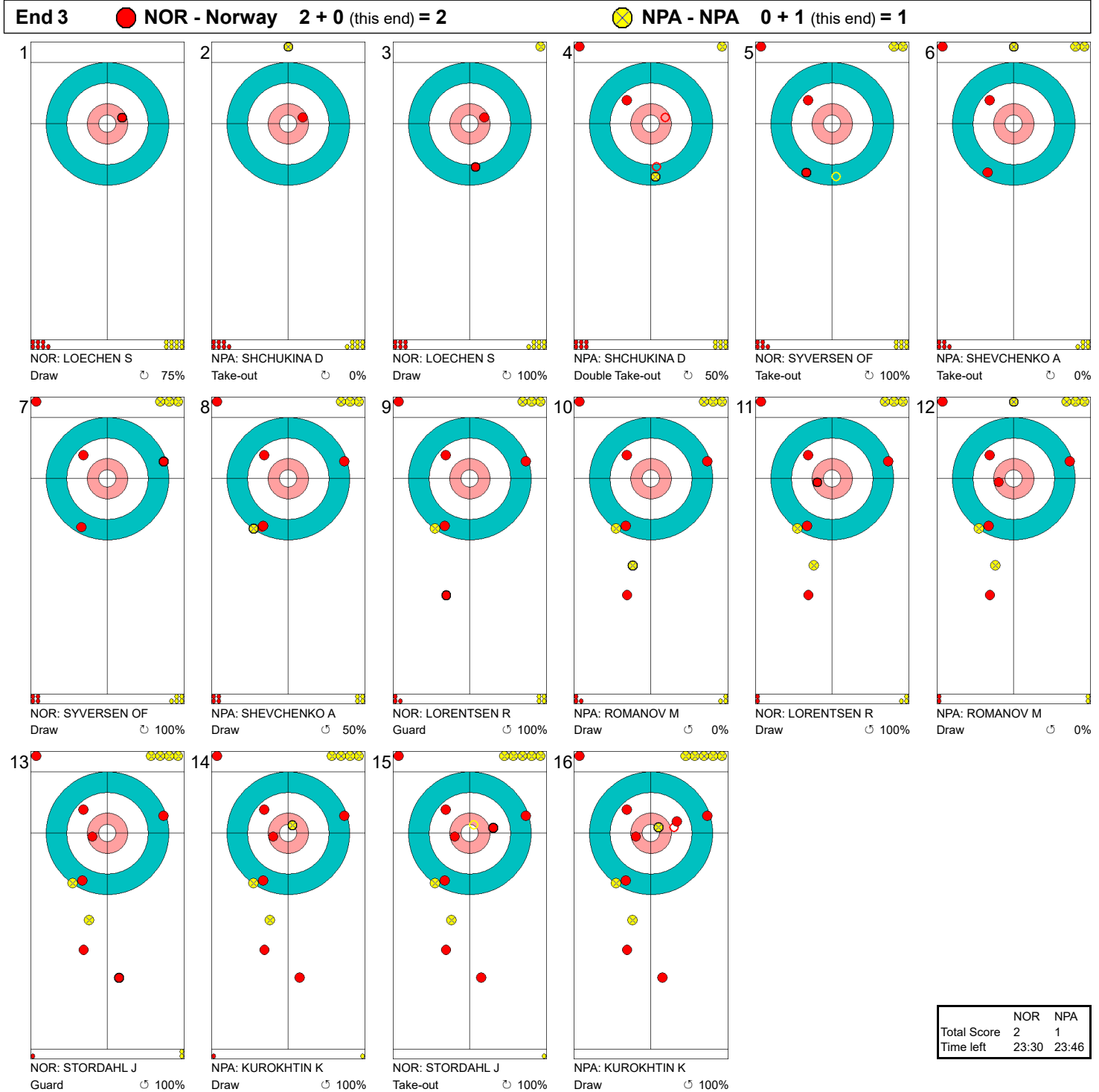


	NOR	NPA
Total Score	2	0
Time left	28:00	28:35

Legend:
↻ Clockwise ↺ Counter-clockwise - Not considered



Game - Shot by Shot 게임-각각의 샷

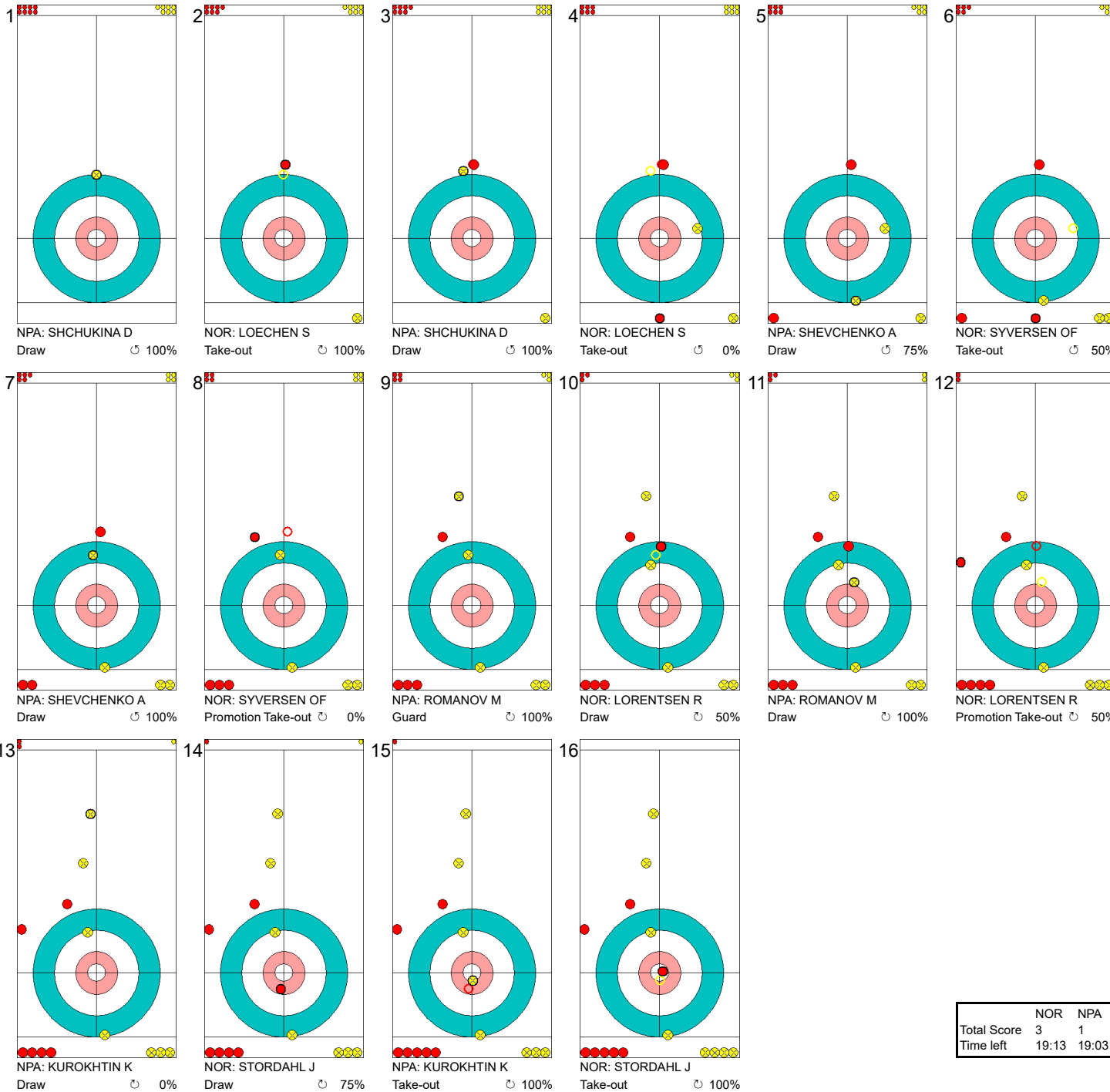


Legend: Clockwise Counter-clockwise - Not considered



Game - Shot by Shot
게임-각각의 샷

End 4 **NOR - Norway 2 + 1 (this end) = 3** **NPA - NPA 1 + 0 (this end) = 1**



	NOR	NPA
Total Score	3	1
Time left	19:13	19:03

Legend:
 ↻ Clockwise ↺ Counter-clockwise - Not considered



Game - Shot by Shot

게임-각각의 샷

End 5 **NOR - Norway 3 + 1 (this end) = 4** **NPA - NPA 1 + 0 (this end) = 1**




	NOR	NPA
Total Score	4	1
Time left	13:31	13:38

Legend:
 Clockwise Counter-clockwise - Not considered



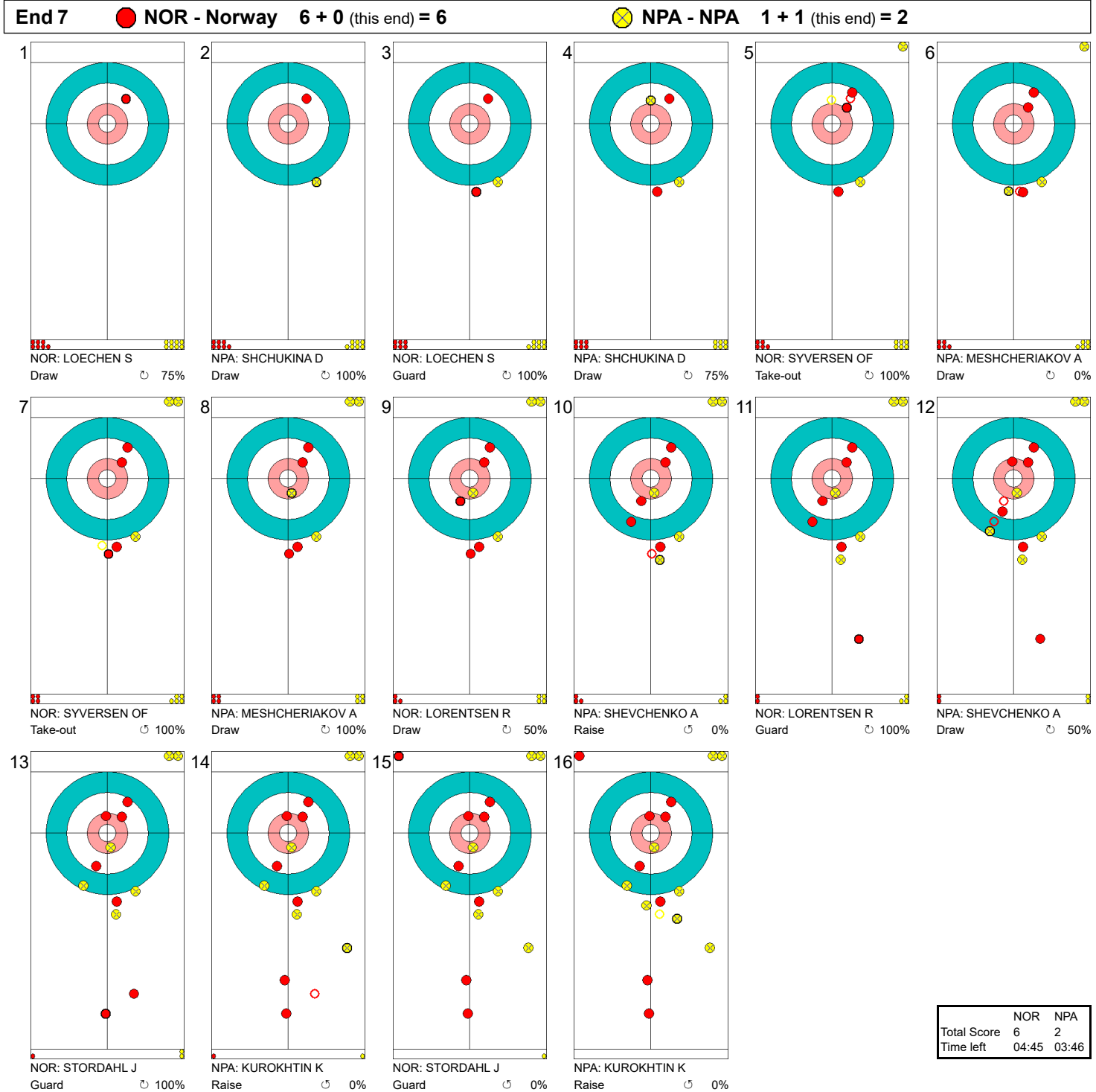
Game - Shot by Shot
게임-각각의 샷



Legend:
 Clockwise Counter-clockwise - Not considered



Game - Shot by Shot
게임-각각의 샷



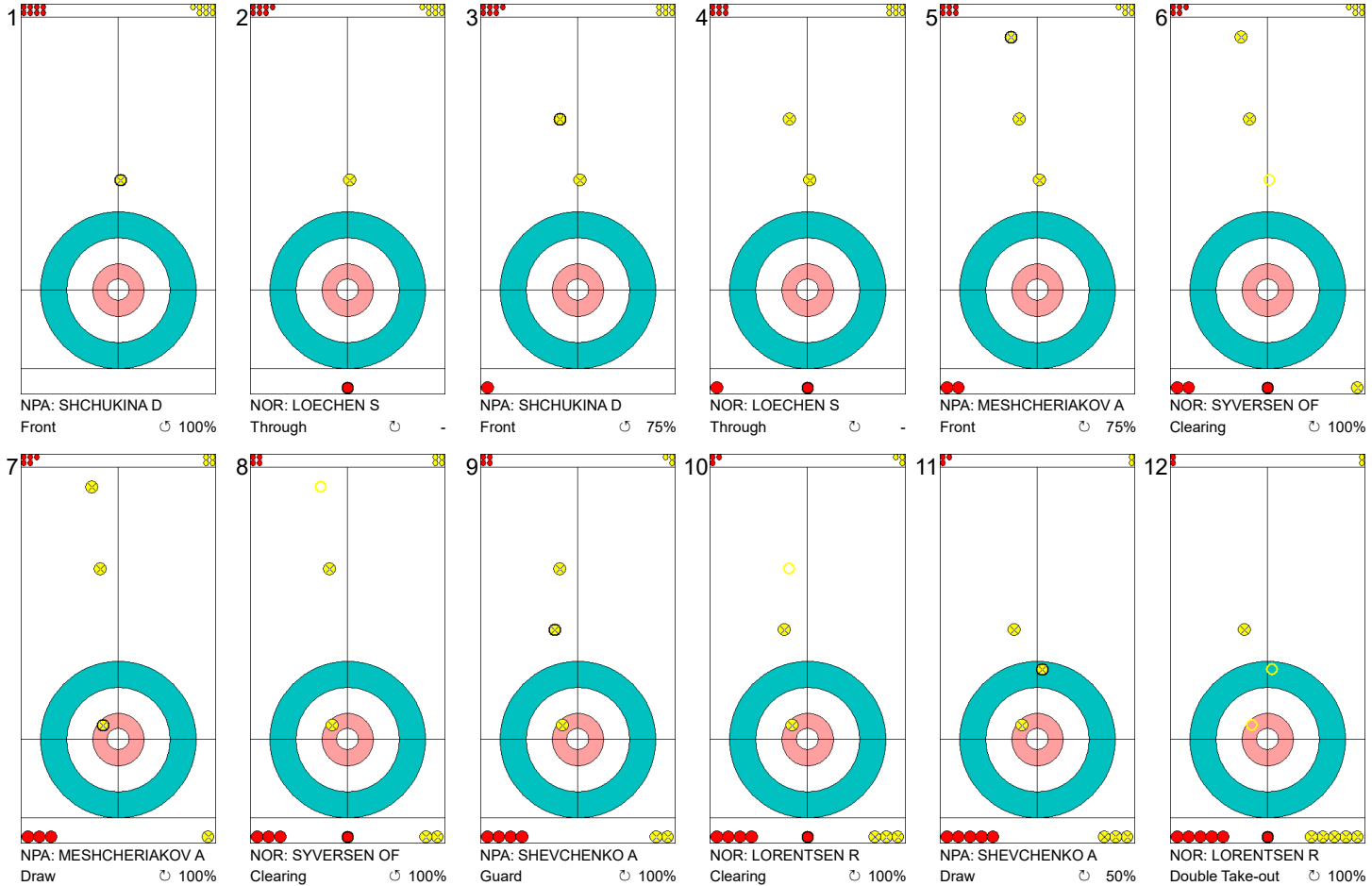
Legend:
 Clockwise Counter-clockwise - Not considered



Game - Shot by Shot

게임-각각의 샷

End 8 **NOR - Norway** **6 + X (this end) = 6** **NPA - NPA** **2 + X (this end) = 2**



	NOR	NPA
Total Score	6	2
Time left	02:56	01:57

Legend:
 ↻ Clockwise ↺ Counter-clockwise - Not considered
 X Unfinished end due to concession



Game Results

대회 경기결과

Sheet	Game	Team	LSFE	1	2	3	4	5	6	7	8	Extra Ends	Total
D	4	FIN - Finland	*	0	0	1	0	2	0	1	X		4
	4	CHN - People's Republic of China		1	2	0	2	0	1	0	X		6

FIN - Finland			Shot Success	
			Game	All
4 S	KARJALAINEN Sari	F	63%	56%
3 V	KARJALAINEN Markku	M	70%	53%
2	LEPPANEN Vesa	M	33%	31%
1	SAROSALO Riitta	F	48%	58%
A	JAASKELAINEN Yrjo Tapani	M	-	41%
Team Total			54%	50%

CHN - People's Republic of China			Shot Success	
			Game	All
4 S	WANG Haitao	M	87%	70%
3 V	CHEN Jianxin	M	50%	64%
2	LIU Wei	M	67%	63%
1	WANG Meng	F	72%	72%
A	ZHANG Qiang	M	-	-
Team Total			69%	68%

Last Stone Draw		Distance
↻	KARJALAINEN Sari	84.7cm
↺	LEPPANEN Vesa	102.9cm
Total		187.6cm

Time remaining: 4 minutes 3 seconds

Last Stone Draw		Distance
↻	CHEN Jianxin	184.0cm
↺	WANG Meng	131.5cm
Total		315.5cm

Time remaining: 3 minutes 32 seconds

Shot Success Analysis

FIN - Finland		↻	↺	Game
4	KARJALAINEN Sari	Draws	11 64%	0 - 11 64%
		Take-outs	1 50%	3 67% 4 63%
		Total	12 63%	3 67% 15 63%
3	KARJALAINEN Markku	Draws	5 70%	3 58% 8 66%
		Take-outs	5 70%	3 83% 8 75%
		Total	10 70%	6 71% 16 70%
2	LEPPANEN Vesa	Draws	4 25%	4 69% 8 47%
		Take-outs	6 25%	2 0% 8 19%
		Total	10 25%	6 46% 16 33%
1	SAROSALO Riitta	Draws	12 44%	3 83% 15 52%
		Take-outs	1 0%	0 - 1 0%
		Total	13 40%	3 83% 16 48%
A	JAASKELAINEN Yrjo Tapani	Draws	0 - 0 - 0 -	
		Take-outs	0 - 0 - 0 -	
		Total	0 - 0 - 0 -	
Team		Draws	32 52%	10 70% 42 57%
		Take-outs	13 42%	8 56% 21 48%
		Total	45 49%	18 64% 63 54%

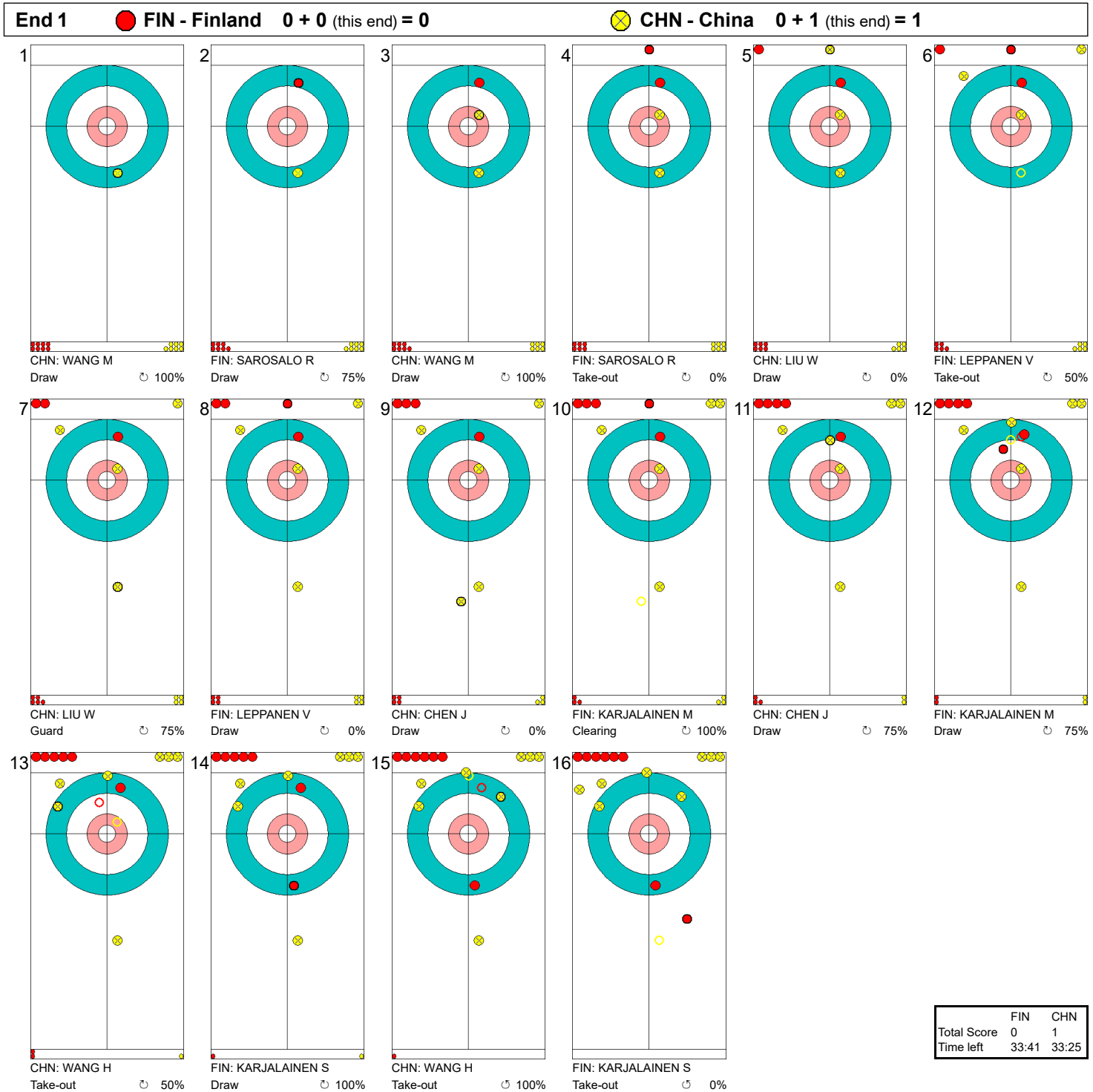
CHN - People's Republic of China		↻	↺	Game
4	WANG Haitao	Draws	1 50%	1 100% 2 75%
		Take-outs	7 93%	6 83% 13 88%
		Total	8 88%	7 86% 15 87%
3	CHEN Jianxin	Draws	3 58%	3 33% 6 46%
		Take-outs	1 0%	9 58% 10 53%
		Total	4 44%	12 52% 16 50%
2	LIU Wei	Draws	3 58%	3 58% 6 58%
		Take-outs	10 73%	0 - 10 73%
		Total	13 69%	3 58% 16 67%
1	WANG Meng	Draws	12 79%	2 50% 14 75%
		Take-outs	2 50%	0 - 2 50%
		Total	14 75%	2 50% 16 72%
A	ZHANG Qiang	Draws	0 - 0 - 0 -	
		Take-outs	0 - 0 - 0 -	
		Total	0 - 0 - 0 -	
Team		Draws	19 71%	9 53% 28 65%
		Take-outs	20 74%	15 68% 35 71%
		Total	39 72%	24 63% 63 69%

Note:
Position and function for each team member:
4 = Fourth, 3 = Third, 2 = Second, 1 = Lead, A = Alternate, S = Skip, V = Vice-Skip

Legend:
↻ Clockwise ↺ Counter-clockwise F Female
LSFE(*) Last Stone First End M Male X Unplayed/unfinished end due to concession



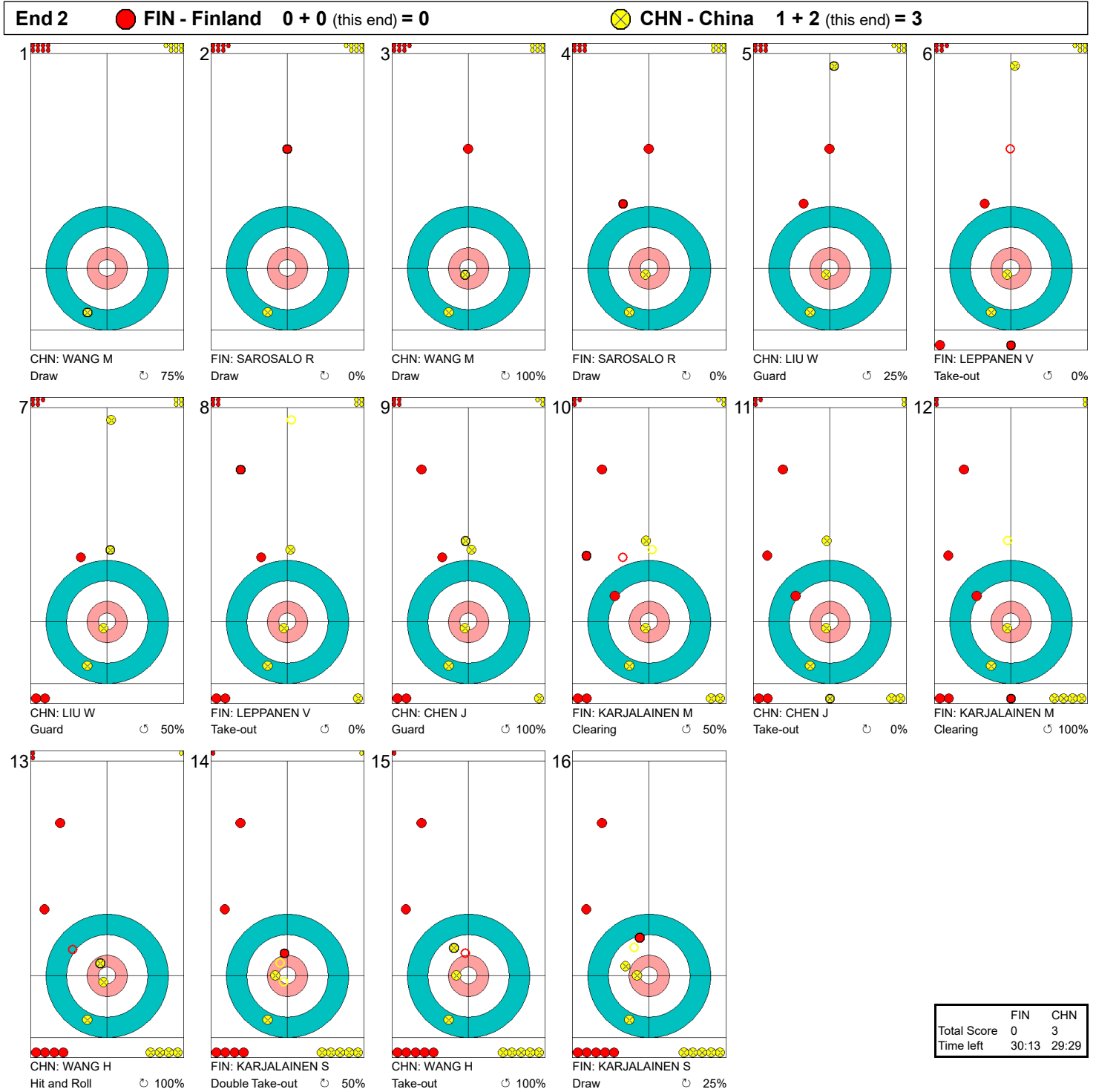
Game - Shot by Shot
 게임-각각의 샷



Legend:
 ↻ Clockwise ↺ Counter-clockwise - Not considered



Game - Shot by Shot
게임-각각의 샷



Legend:
 ↻ Clockwise ↺ Counter-clockwise - Not considered



Game - Shot by Shot

게임-각각의 샷

End 3 ● **FIN - Finland** 0 + 1 (this end) = 1 ⊗ **CHN - China** 3 + 0 (this end) = 3

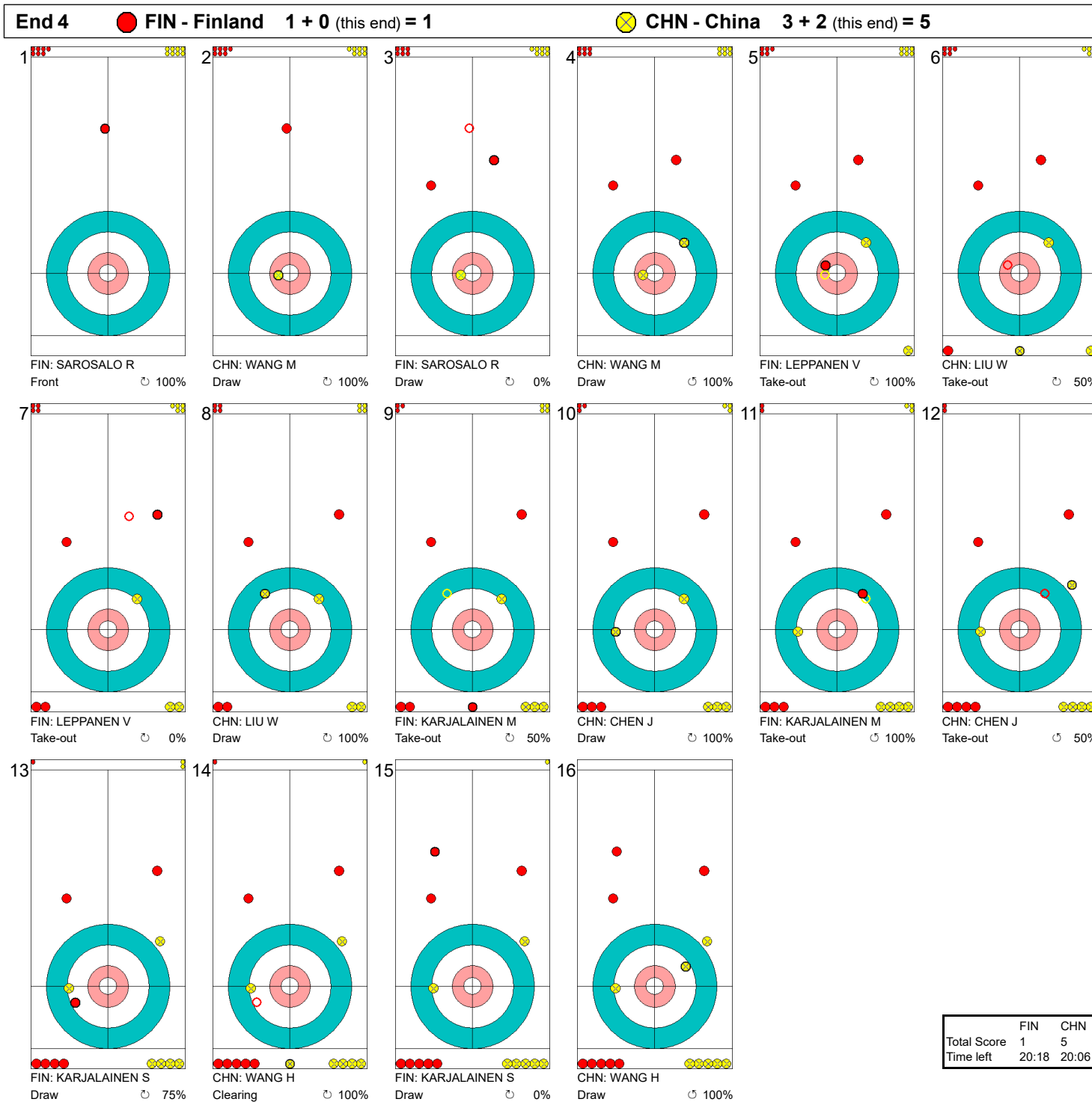


	FIN	CHN
Total Score	1	3
Time left	24:26	24:11

Legend:
 ↻ Clockwise ↺ Counter-clockwise - Not considered



Game - Shot by Shot
게임-각각의 샷

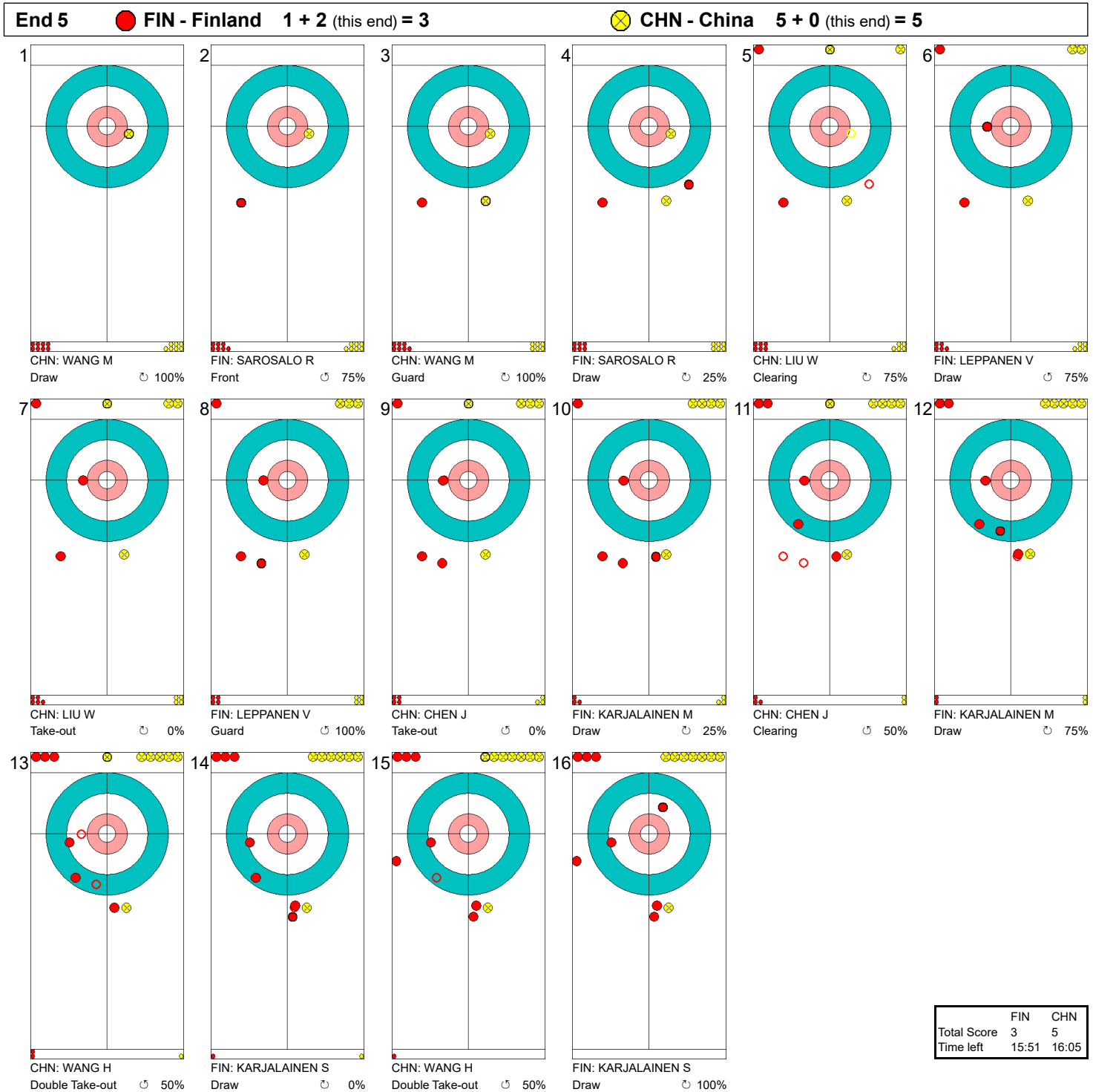


Legend:
 ↻ Clockwise ↺ Counter-clockwise - Not considered



Game - Shot by Shot

게임-각각의 샷

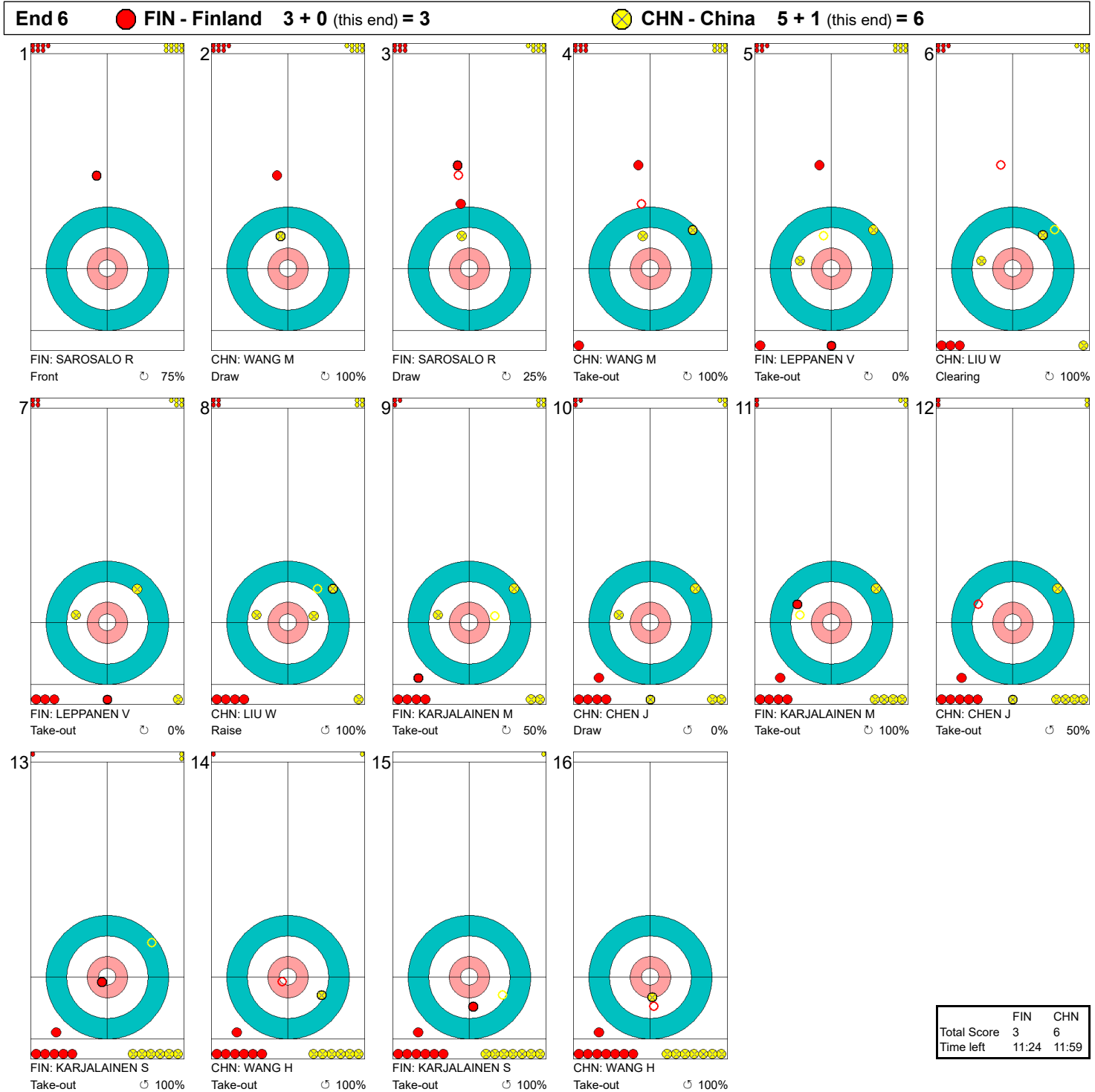


Legend:
 ↻ Clockwise ↺ Counter-clockwise - Not considered



Game - Shot by Shot

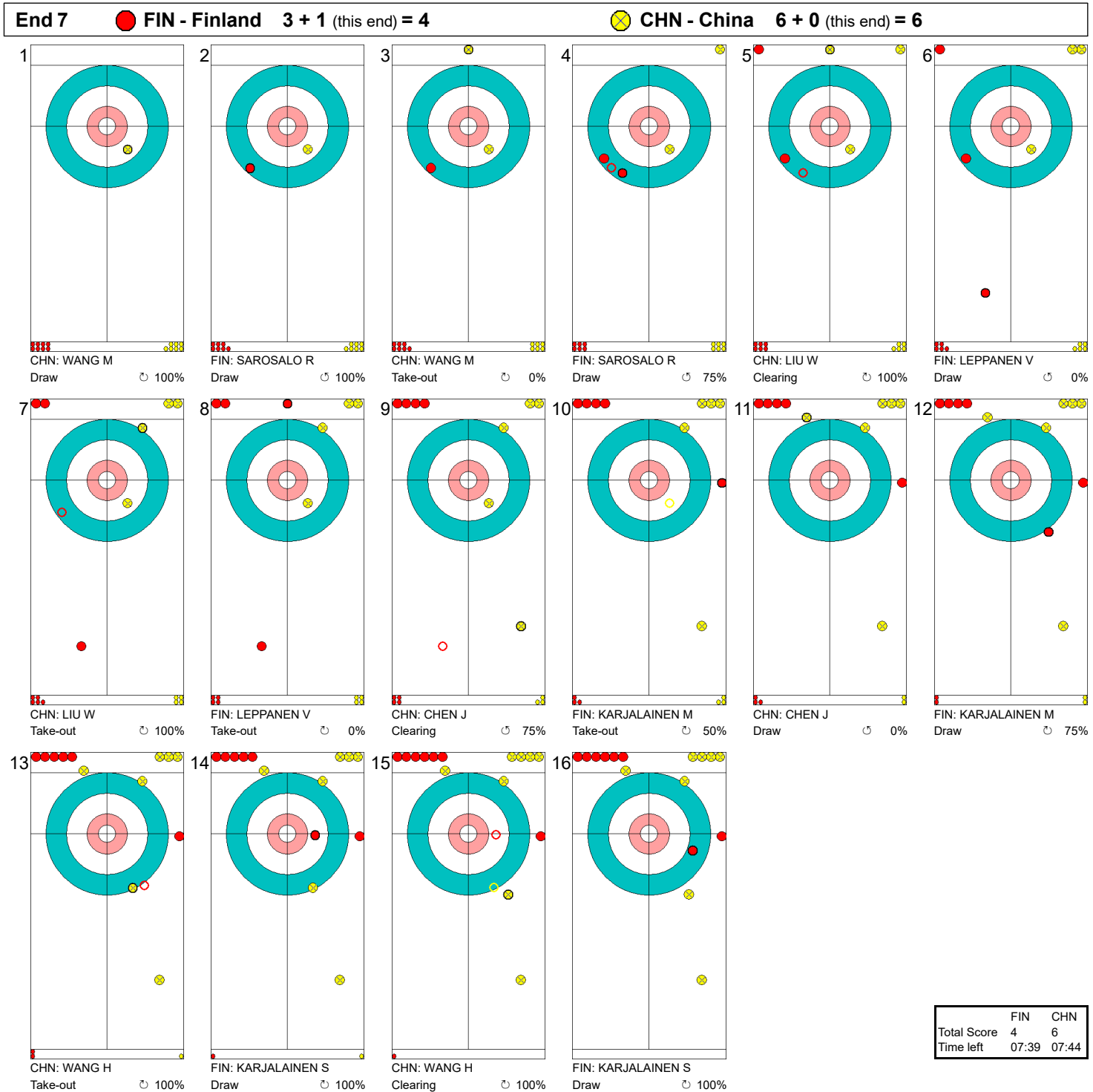
 게임-각각의 샷





Game - Shot by Shot

게임-각각의 샷




Legend:
 ↻ Clockwise ↺ Counter-clockwise - Not considered



Game - Shot by Shot

게임-각각의 샷



Legend:

- ↻ Clockwise
- ↺ Counter-clockwise
- Not considered
- X Unfinished end due to concession



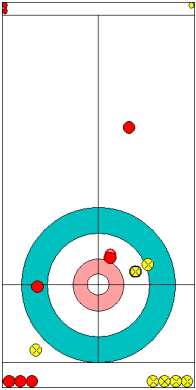
Most Important Shots

승부 유효 샷

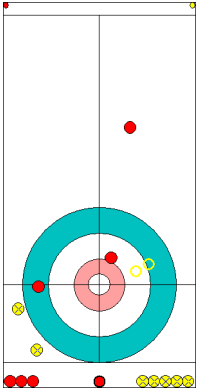
Sheet	Game	Team	LSFE	1	2	3	4	5	6	7	8	Extra Ends	Total
A	4	KOR - Republic of Korea	● *	3	0	0	1	0	3	0	X		7
	4	CAN - Canada	●	0	0	1	0	2	0	2	X		5

Most Important Shot:

After a time-out to discuss the best option, the Korean Fourth CHA J played a perfect Double Take-out to secure the win for Team Korea.



Before



After

End: 8

Team: KOR - Republic of Korea

Player: CHA Jaegoan

Team Stone: 1 2 3 4 5 6 ⑦ 8

Task: Double Take-out

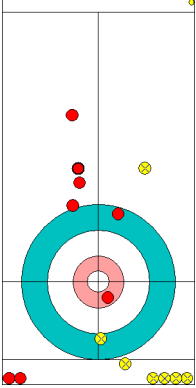
Rotation: ↻

Shot Success: 100%

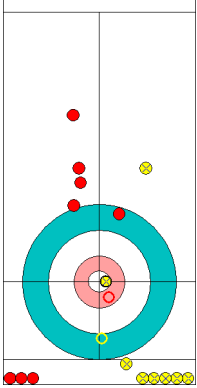
Sheet	Game	Team	LSFE	1	2	3	4	5	6	7	8	Extra Ends	Total
B	4	SWE - Sweden	●	0	1	0	0	2	0	0	X		3
	4	SVK - Slovakia	● *	3	0	2	1	0	1	1	X		8

Most Important Shot:

After the Swedish Skip missed his guard, the Slovakian Fourth PITONAK D took the opportunity for a heavy Take-out through the narrow port to score one point.



Before



After

End: 6

Team: SVK - Slovakia

Player: PITONAK Dusan

Team Stone: 1 2 3 4 5 6 7 ⑧

Task: Take-out

Rotation: ↻

Shot Success: 100%

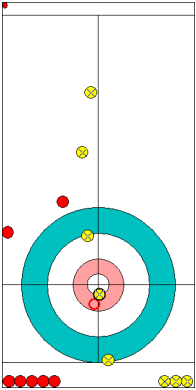


Most Important Shots
승부 유효 샷

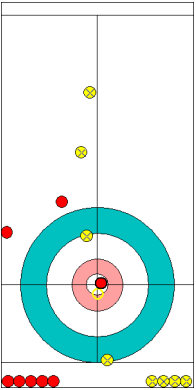
Sheet	Game	Team	LSFE	1	2	3	4	5	6	7	8	Extra Ends	Total
C	4	NOR - Norway	*	1	1	0	1	1	2	0	X		6
	4	NPA - Neutral Paralympic Athletes		0	0	1	0	0	0	1	X		2

Most Important Shot:

Facing 3 stones of team NPA in the house the Norwegian Skip STORDAHL J played a perfect Take-out to remove the shot stone partially hidden behind the guard. The shooter stayed in the four foot, scoring 1 point and keeping a 2 point lead for the Norwegian team.



Before



After

End: 4

Team: NOR - Norway

Player: STORDAHL Jostein

Team Stone: 1 2 3 4 5 6 7 ⑧

Task: Take-out

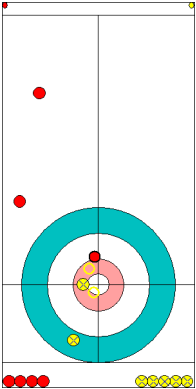
Rotation: ⤵

Shot Success: 100%

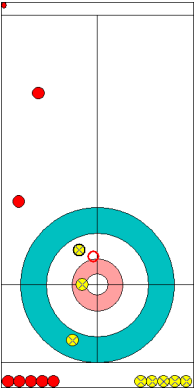
Sheet	Game	Team	LSFE	1	2	3	4	5	6	7	8	Extra Ends	Total
D	4	FIN - Finland	*	0	0	1	0	2	0	1	X		4
	4	CHN - People's Republic of China		1	2	0	2	0	1	0	X		6

Most Important Shot:

The Chinese Skip WANG H played a perfect Take-out to remove the Finnish stone on top of the four foot. The shooter stayed perfectly, guarding the shot stone. This made it very difficult for the Finnish Skip KARJALAINEN S to draw to the centre of the four foot, leading to a steal of 2 points for the Chinese team.



Before



After

End: 2

Team: CHN - People's Republic of China

Player: WANG Haitao

Team Stone: 1 2 3 4 5 6 7 ⑧

Task: Take-out

Rotation: ⤵

Shot Success: 100%

Legend:

⤵ Clockwise ⤴ Counter-clockwise **LSFE(*)** Last Stone First End

X Unplayed/unfinished end due to concession



Session Results and Standings

세션 결과 및 순위

Sheet	Game	Team	LSFE	1	2	3	4	5	6	7	8	Extra Ends	Total
A	3	SVK - Slovakia	*	0	1	1	1	1	0	1	0		5
	3	SUI - Switzerland		3	0	0	0	0	1	0	2		6
B	3	GBR - Great Britain		2	0	0	1	2	2	2	X		9
	3	FIN - Finland	*	0	1	1	0	0	0	0	X		2
C	3	CHN - People's Republic of China	*	2	0	0	0	4	1	0	X		7
	3	GER - Germany		0	0	1	1	0	0	1	X		3
D	3	USA - United States of America	*	2	2	1	1	0	2	2	X		10
	3	SWE - Sweden		0	0	0	0	2	0	0	X		2

Current Standings

Rank	Team	Games	Wins	Losses
1	CAN - Canada	3	3	0
1	CHN - People's Republic of China	3	3	0
1	KOR - Republic of Korea	3	3	0
4	GBR - Great Britain	3	2	1
4	GER - Germany	3	2	1
4	SUI - Switzerland	3	2	1
7	NPA - Neutral Paralympic Athletes	3	1	2
7	SVK - Slovakia	3	1	2
7	USA - United States of America	3	1	2
10	FIN - Finland	3	0	3
10	NOR - Norway	3	0	3
10	SWE - Sweden	3	0	3

Note:
Under WCF rules, tie-breaking rules for standings are not applied until after the last game of the round robin.

Legend:
LSFE(*) Last Stone First End X Unplayed/unfinished end due to concession



Game Results

대회 경기결과

Sheet	Game	Team	LSFE	1	2	3	4	5	6	7	8	Extra Ends	Total
A	3	SVK - Slovakia	*	0	1	1	1	1	0	1	0		5
	3	SUI - Switzerland		3	0	0	0	0	1	0	2		6

SVK - Slovakia			Shot Success	
			Game	All
4	PITONAK Dusan	M	48%	56%
3 S	DURIS Radoslav	M	63%	56%
2	LYOCSA Imrich	M	39%	44%
1 V	KUNKELOVA Monika	F	58%	56%
A	ZATKO Peter	M	-	61%
Team Total			52%	54%

SUI - Switzerland			Shot Success	
			Game	All
4 S	WAGNER Felix	M	52%	52%
3 V	HUETTENMOSER Claudia	F	52%	52%
2	BODENMANN Marcel	M	69%	66%
1	BLAUDEL-THOMANN Beatrix	F	70%	67%
A	BURGENER Hans	M	-	-
Team Total			60%	59%

Last Stone Draw			Distance
⌚	PITONAK Dusan		32.6cm
⌚	LYOCSA Imrich		109.5cm
Total			142.1cm

Time remaining: 13 minutes 57 seconds

Time-out: End 7 - SVK stone 5

Last Stone Draw			Distance
⌚	WAGNER Felix		30.6cm
⌚	BLAUDEL-THOMANN Beatrix		118.5cm
Total			149.1cm

Time remaining: 3 minutes 11 seconds

Shot Success Analysis

SVK - Slovakia		⌚	⌚	Game	
4	PITONAK Dusan	Draws	2 25%	7 64%	9 56%
		Take-outs	6 38%	1 50%	7 39%
		Total	8 34%	8 63%	16 48%
3	DURIS Radoslav	Draws	1 75%	7 68%	8 69%
		Take-outs	5 50%	3 67%	8 56%
		Total	6 54%	10 68%	16 63%
2	LYOCSA Imrich	Draws	3 25%	5 20%	8 22%
		Take-outs	7 50%	1 100%	8 56%
		Total	10 43%	6 33%	16 39%
1	KUNKELOVA Monika	Draws	9 47%	1 100%	10 53%
		Take-outs	5 80%	1 0%	6 67%
		Total	14 59%	2 50%	16 58%
A	ZATKO Peter	Draws	0 -	0 -	0 -
		Take-outs	0 -	0 -	0 -
		Total	0 -	0 -	0 -
Team		Draws	15 42%	20 56%	35 50%
		Take-outs	23 53%	6 58%	29 54%
		Total	38 49%	26 57%	64 52%

SUI - Switzerland		⌚	⌚	Game	
4	WAGNER Felix	Draws	2 38%	2 0%	4 19%
		Take-outs	7 79%	5 40%	12 63%
		Total	9 69%	7 29%	16 52%
3	HUETTENMOSER Claudia	Draws	4 50%	4 25%	8 38%
		Take-outs	7 61%	1 100%	8 66%
		Total	11 57%	5 40%	16 52%
2	BODENMANN Marcel	Draws	3 100%	4 69%	7 82%
		Take-outs	8 66%	1 0%	9 58%
		Total	11 75%	5 55%	16 69%
1	BLAUDEL-THOMANN Beatrix	Draws	9 61%	2 50%	11 59%
		Take-outs	4 100%	0 -	4 100%
		Total	13 73%	2 50%	15 70%
A	BURGENER Hans	Draws	0 -	0 -	0 -
		Take-outs	0 -	0 -	0 -
		Total	0 -	0 -	0 -
Team		Draws	18 63%	12 40%	30 53%
		Take-outs	26 73%	7 43%	33 67%
		Total	44 69%	19 41%	63 60%

Note:

Position and function for each team member:

4 = Fourth, 3 = Third, 2 = Second, 1 = Lead, A = Alternate, S = Skip, V = Vice-Skip

Legend:

⌚ Clockwise

⌚ Counter-clockwise

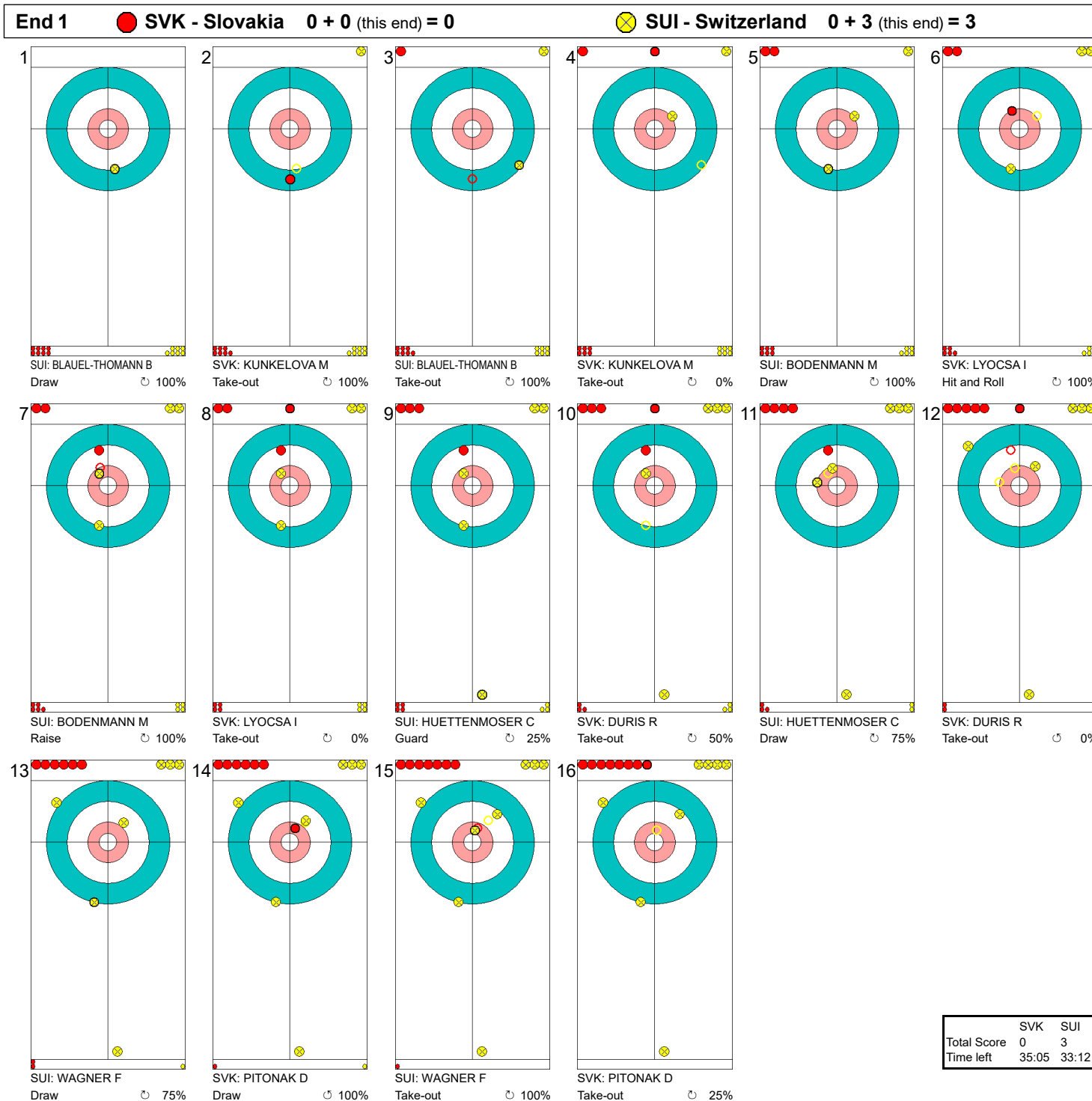
F Female

LSFE(*) Last Stone First End

M Male



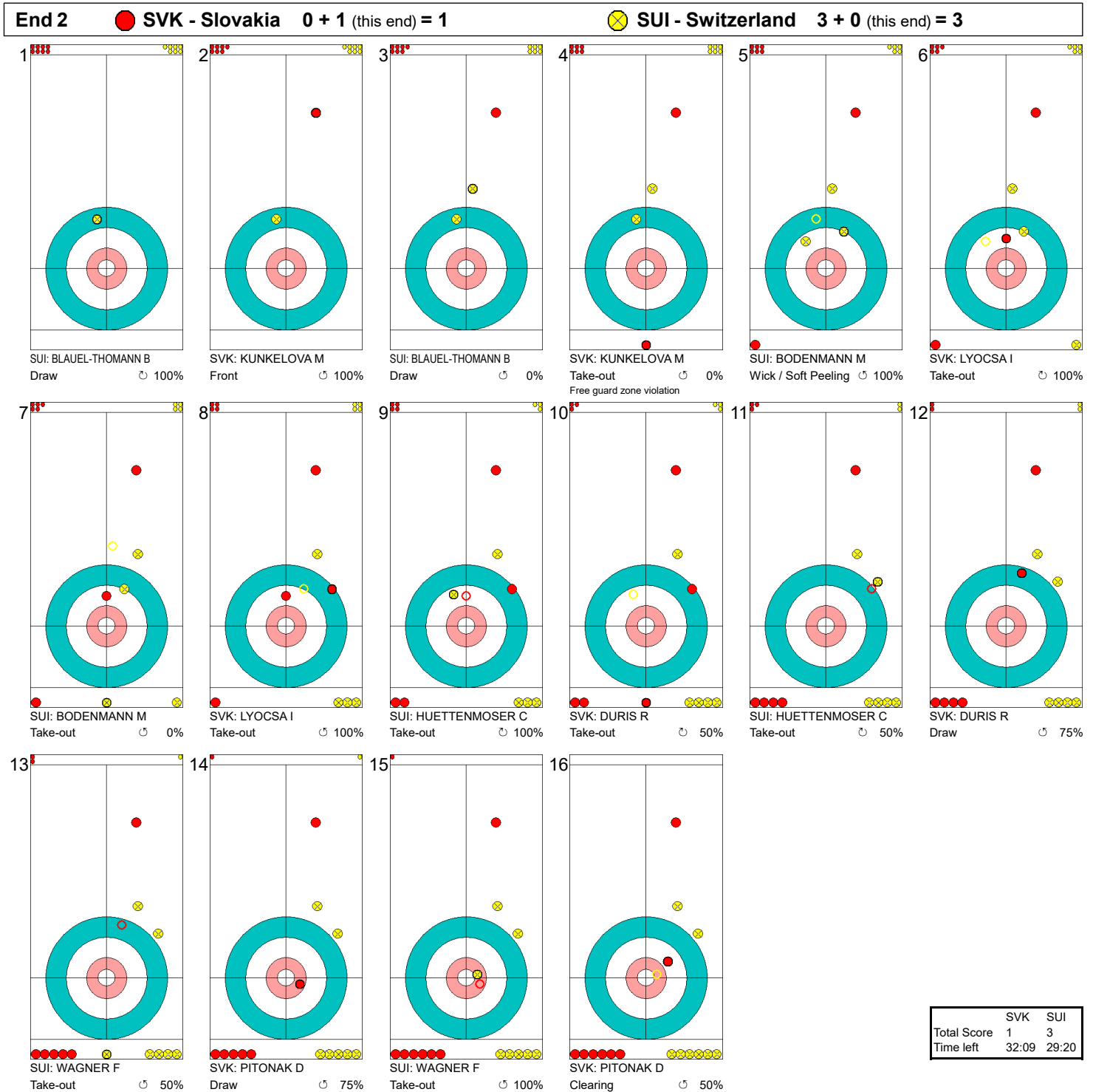
Game - Shot by Shot
게임-각각의 샷



Legend:
 ↻ Clockwise ↺ Counter-clockwise - Not considered



Game - Shot by Shot
게임-각각의 샷

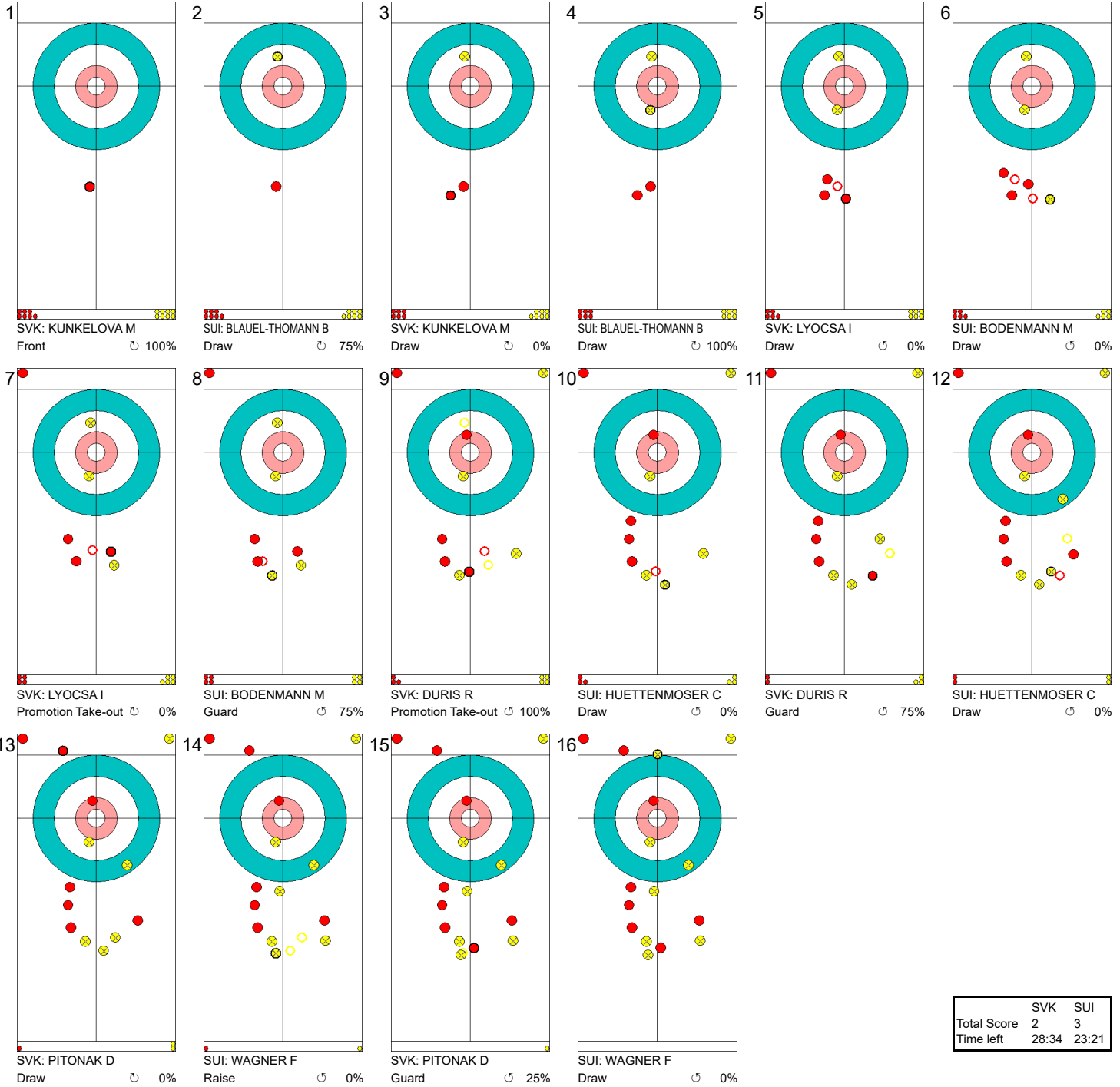


Legend:
↻ Clockwise ↺ Counter-clockwise - Not considered



Game - Shot by Shot
게임-각각의 샷

End 3 ● SVK - Slovakia 1 + 1 (this end) = 2 ● SUI - Switzerland 3 + 0 (this end) = 3



	SVK	SUI
Total Score	2	3
Time left	28:34	23:21

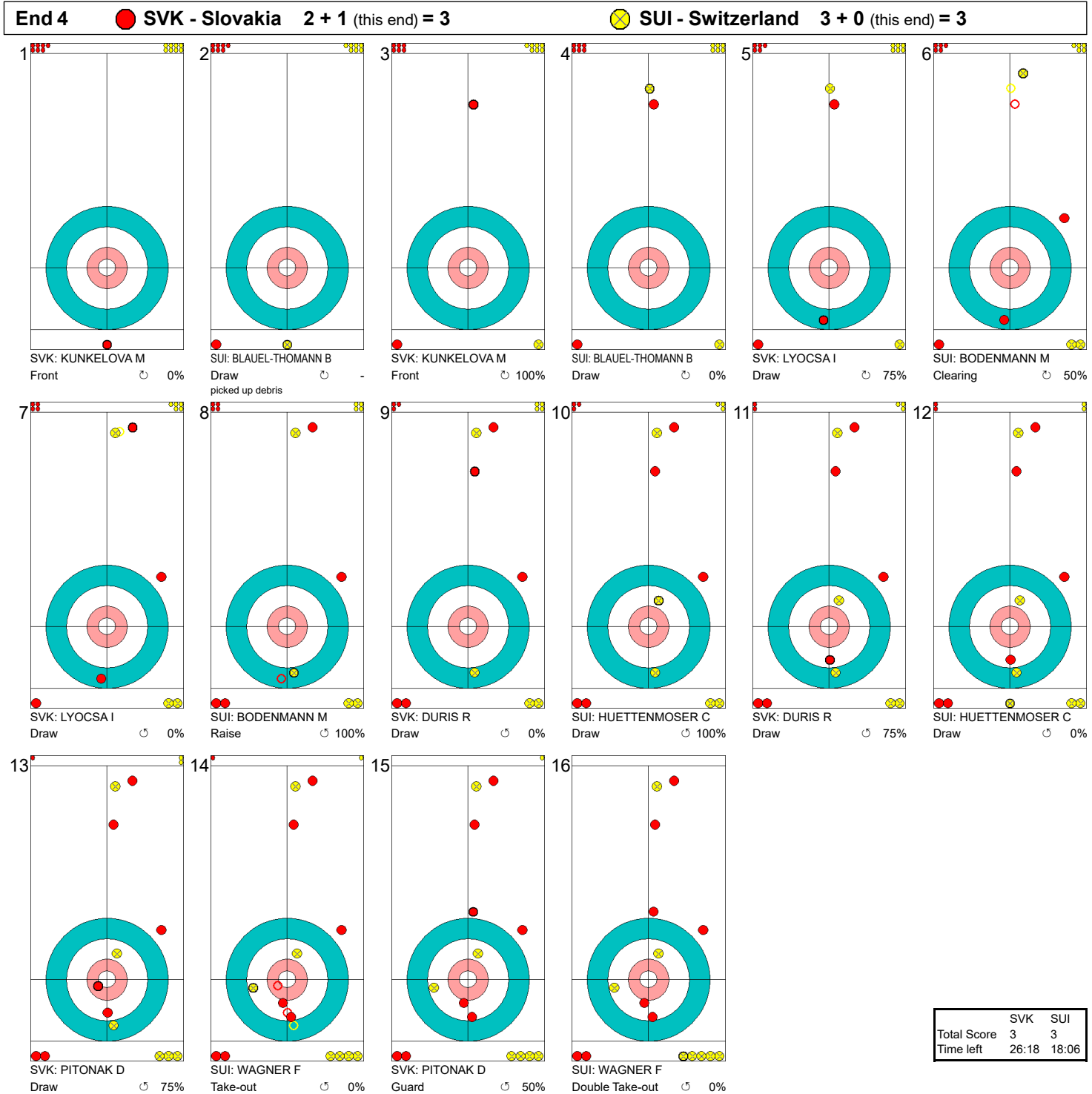
Legend:
 ↻ Clockwise ↺ Counter-clockwise - Not considered





Game - Shot by Shot

게임-각각의 샷

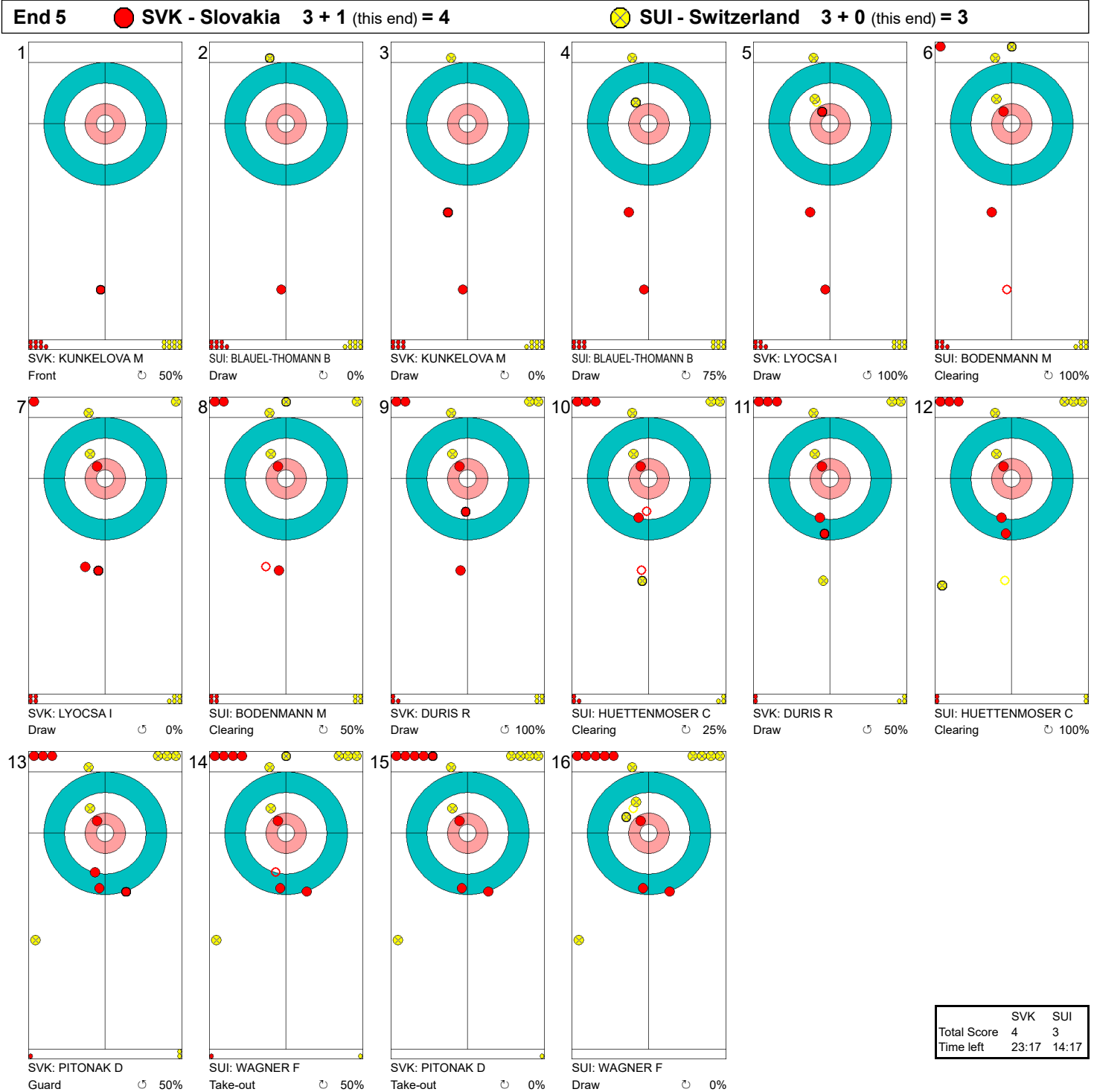


Legend:
 ↻ Clockwise ↺ Counter-clockwise - Not considered



Game - Shot by Shot

 게임-각각의 샷

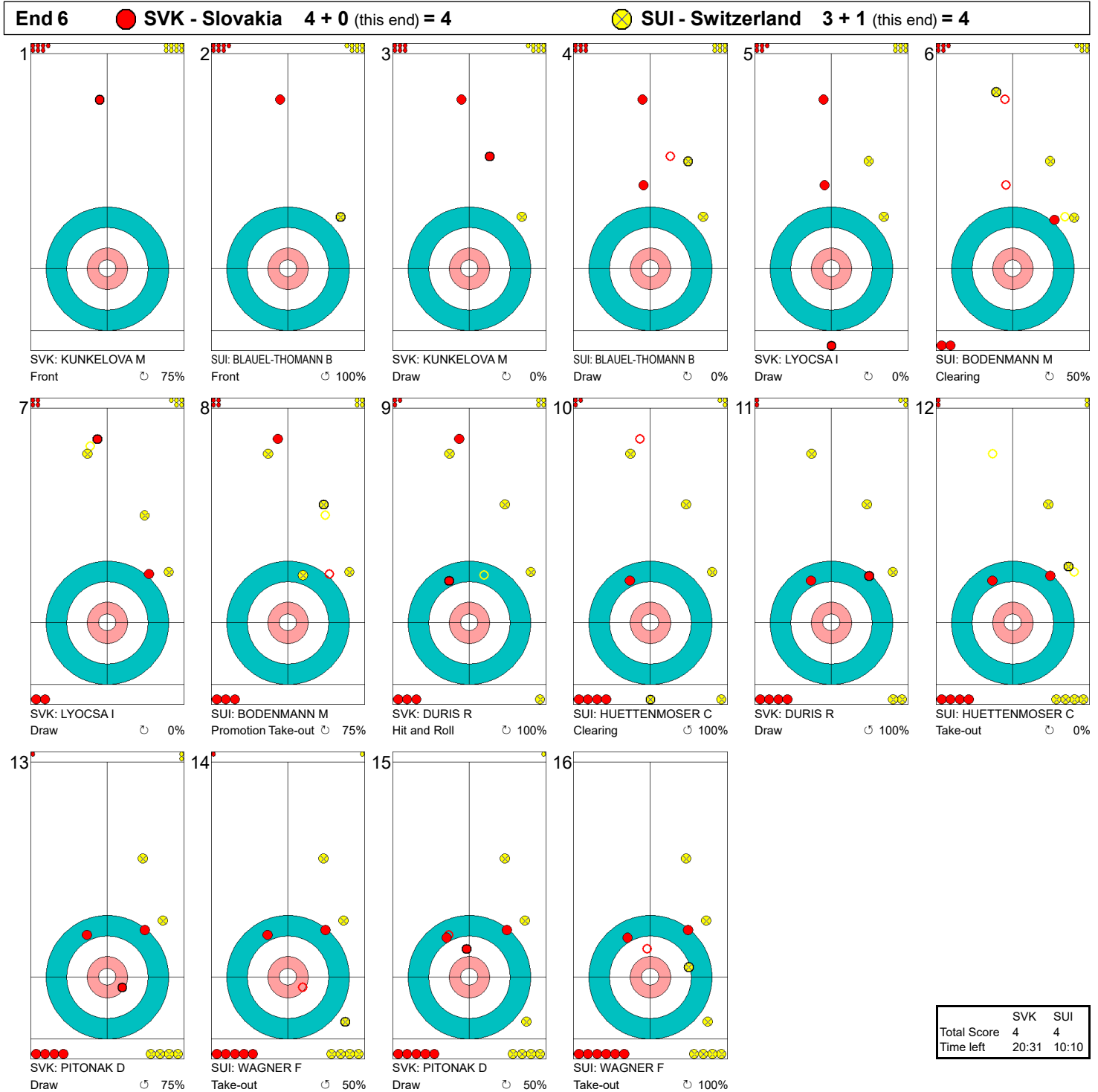


Legend:

↻ Clockwise
 ↺ Counter-clockwise
 - Not considered



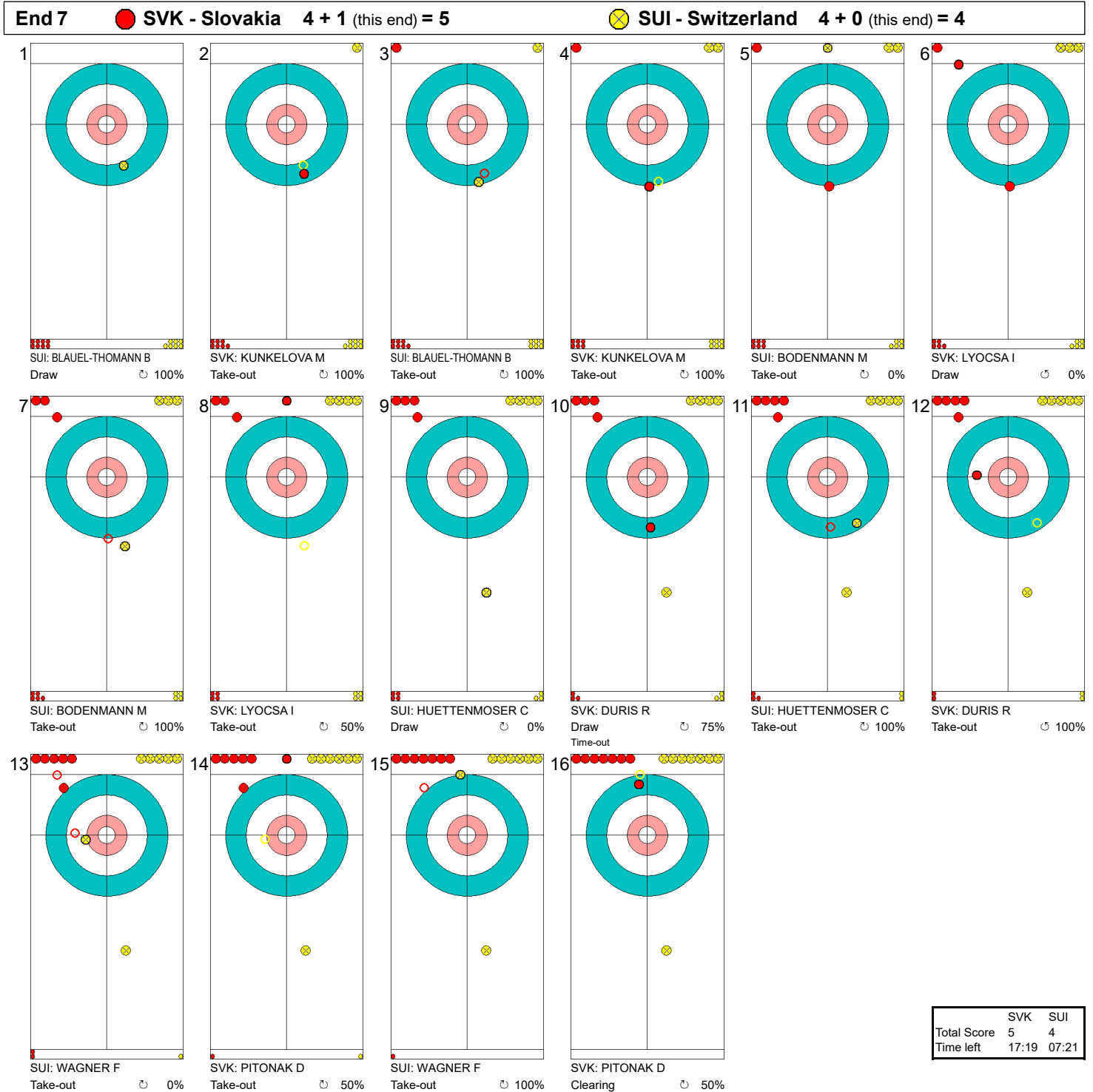
Game - Shot by Shot
게임-각각의 샷



Legend:
 ↻ Clockwise ↺ Counter-clockwise - Not considered



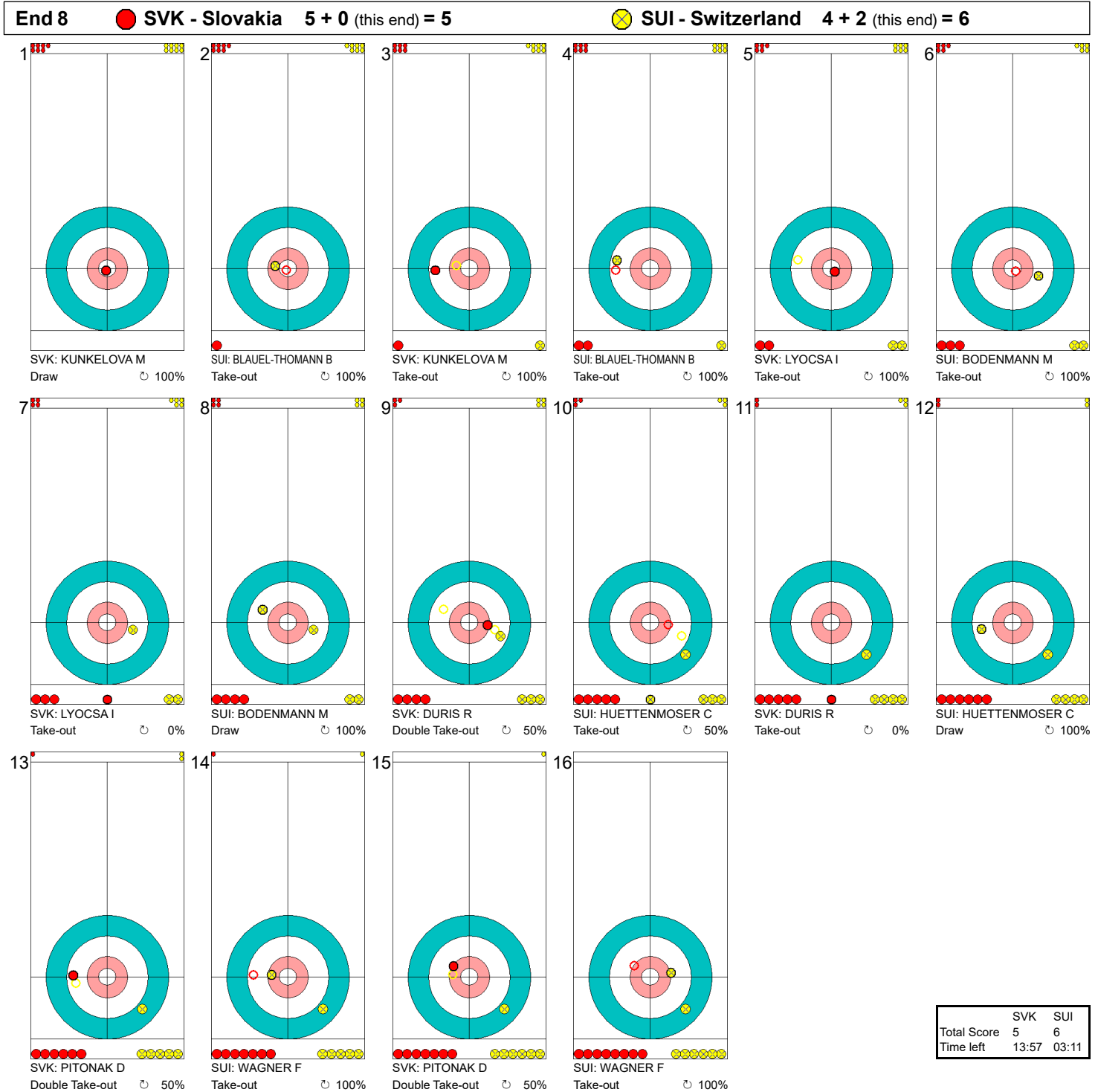
Game - Shot by Shot
게임-각각의 샷



Legend:
 Clockwise Counter-clockwise - Not considered



Game - Shot by Shot
게임-각각의 샷



Legend:
 Clockwise
 Counter-clockwise
 - Not considered



Game Results

대회 경기결과

Sheet	Game	Team	LSFE	1	2	3	4	5	6	7	8	Extra Ends	Total
B	3	GBR - Great Britain		2	0	0	1	2	2	2	X		9
	3	FIN - Finland	*	0	1	1	0	0	0	0	X		2

GBR - Great Britain			Shot Success	
			Game	All
4 S	NEILSON Aileen	F	54 %	49 %
3 V	NIBLOE Hugh	M	68 %	60 %
2	EWAN Gregor	M	55 %	60 %
1	McPHERSON Bob	M	63 %	71 %
A	MALONE Angie	F	-	-
Team Total			60 %	60 %

FIN - Finland			Shot Success	
			Game	All
4 S	KARJALAINEN Sari	F	34 %	54 %
3 V	KARJALAINEN Markku	M	61 %	47 %
2	JAASKELAINEN Yrjo Tapani	M	45 %	41 %
1	SAROSALO Riitta	F	45 %	63 %
A	LEPPANEN Vesa	M	-	29 %
Team Total			46 %	48 %

Last Stone Draw		Distance
⌚	McPHERSON Bob	113.5cm
⌚	NEILSON Aileen	199.6cm
Total		313.1cm

Time remaining: 5 minutes 18 seconds

Last Stone Draw		Distance
⌚	KARJALAINEN Sari	20.6cm
⌚	KARJALAINEN Markku	74.4cm
Total		95.0cm

Time remaining: 6 minutes 35 seconds

Time-out: End 6 - FIN stone 8

Shot Success Analysis

GBR - Great Britain		⌚	⌚	Game	
4	NEILSON Aileen	Draws	7 57 %	3 33 %	10 50 %
		Take-outs	2 50 %	2 75 %	4 63 %
		Total	9 56 %	5 50 %	14 54 %
3	NIBLOE Hugh	Draws	0 -	6 50 %	6 50 %
		Take-outs	5 90 %	3 67 %	8 81 %
		Total	5 90 %	9 56 %	14 68 %
2	EWAN Gregor	Draws	1 75 %	6 50 %	7 54 %
		Take-outs	3 67 %	4 50 %	7 57 %
		Total	4 69 %	10 50 %	14 55 %
1	McPHERSON Bob	Draws	4 63 %	5 90 %	9 78 %
		Take-outs	3 42 %	2 25 %	5 35 %
		Total	7 54 %	7 71 %	14 63 %
A	MALONE Angie	Draws	0 -	0 -	0 -
		Take-outs	0 -	0 -	0 -
		Total	0 -	0 -	0 -
Team		Draws	12 60 %	20 58 %	32 59 %
		Take-outs	13 67 %	11 55 %	24 61 %
		Total	25 64 %	31 56 %	56 60 %

FIN - Finland		⌚	⌚	Game	
4	KARJALAINEN Sari	Draws	6 54 %	3 0 %	9 36 %
		Take-outs	3 0 %	2 75 %	5 30 %
		Total	9 36 %	5 30 %	14 34 %
3	KARJALAINEN Markku	Draws	2 50 %	3 17 %	5 30 %
		Take-outs	3 83 %	6 75 %	9 78 %
		Total	5 70 %	9 56 %	14 61 %
2	JAASKELAINEN Yrjo Tapani	Draws	3 42 %	0 -	3 42 %
		Take-outs	6 67 %	5 20 %	11 45 %
		Total	9 58 %	5 20 %	14 45 %
1	SAROSALO Riitta	Draws	10 48 %	4 38 %	14 45 %
		Take-outs	0 -	0 -	0 -
		Total	10 48 %	4 38 %	14 45 %
A	LEPPANEN Vesa	Draws	0 -	0 -	0 -
		Take-outs	0 -	0 -	0 -
		Total	0 -	0 -	0 -
Team		Draws	21 49 %	10 20 %	31 40 %
		Take-outs	12 54 %	13 54 %	25 54 %
		Total	33 51 %	23 39 %	56 46 %

Note:

Position and function for each team member:

4 = Fourth, 3 = Third, 2 = Second, 1 = Lead, A = Alternate, S = Skip, V = Vice-Skip

Legend:

⌚ Clockwise

⌚ Counter-clockwise

F Female

LSFE(*) Last Stone First End

M Male

X Unplayed/unfinished end due to concession



Game - Shot by Shot

게임-각각의 샷

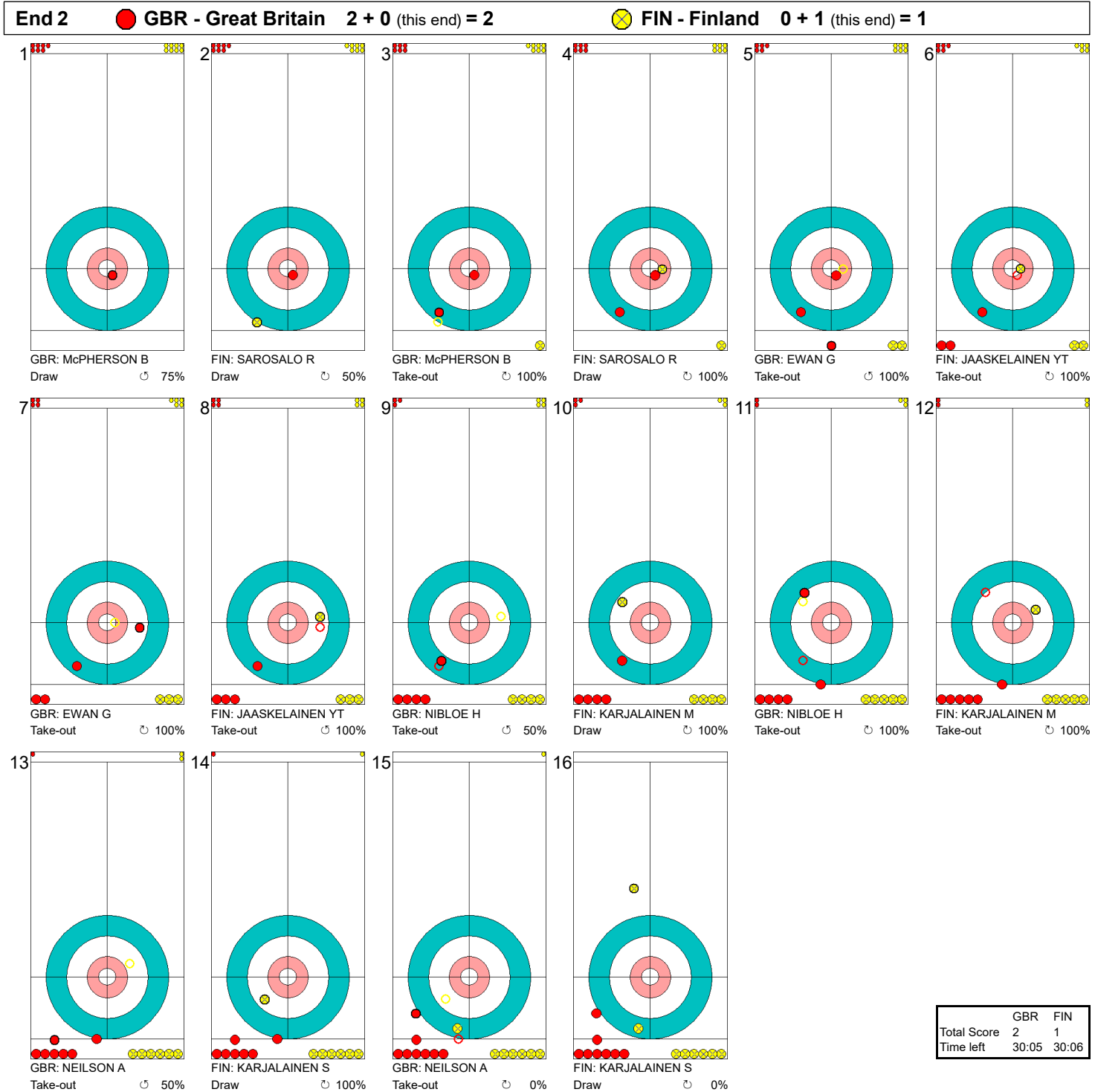


Legend:
 ↻ Clockwise ↺ Counter-clockwise - Not considered



Game - Shot by Shot

게임-각각의 샷



Legend:
 ↻ Clockwise ↺ Counter-clockwise - Not considered



Game - Shot by Shot
 게임-각각의 샷

End 3 ● **GBR - Great Britain** 2 + 0 (this end) = 2 ⊗ **FIN - Finland** 1 + 1 (this end) = 2

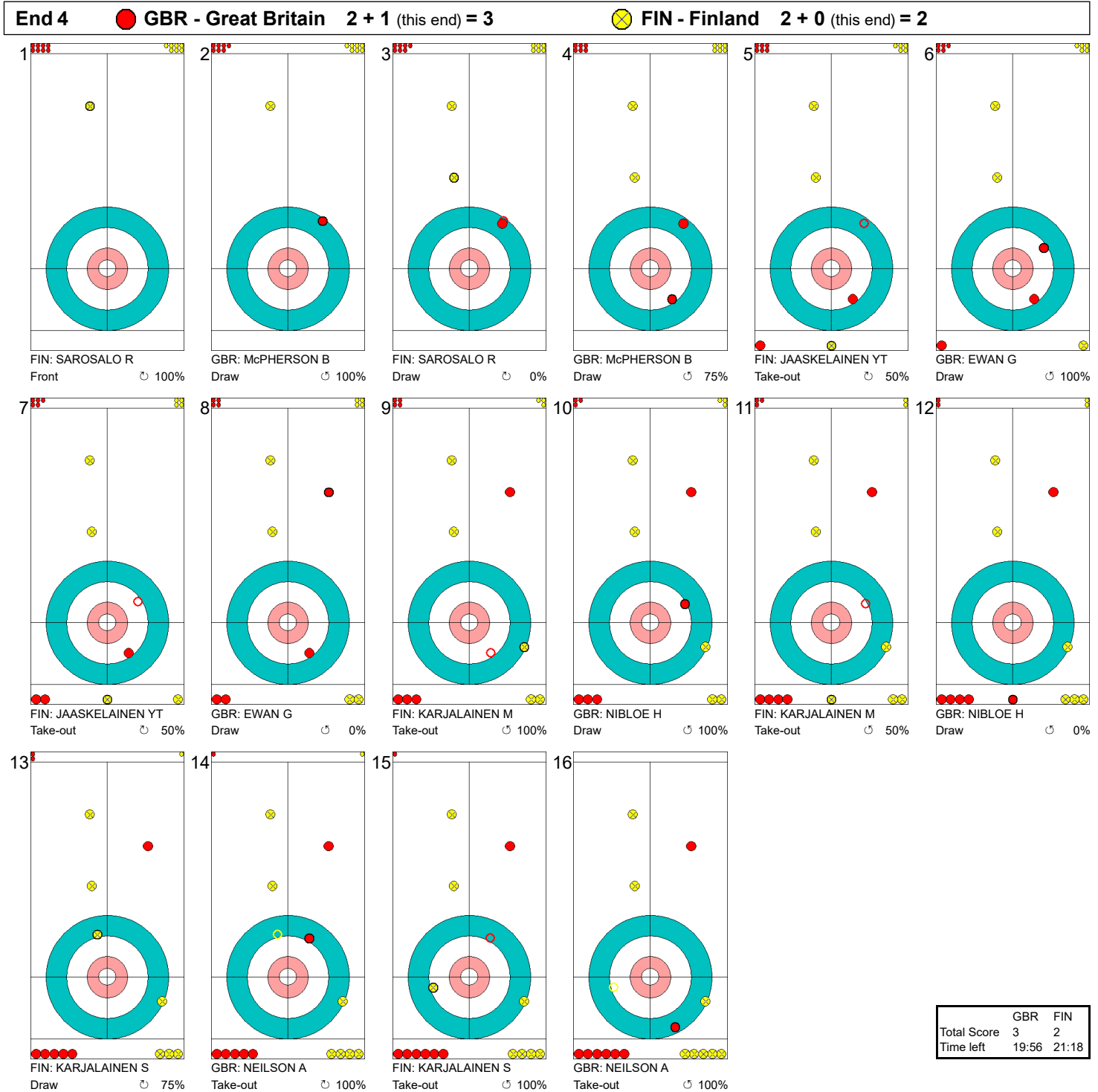


	GBR	FIN
Total Score	2	2
Time left	24:50	24:43

Legend:
 ↻ Clockwise ↺ Counter-clockwise - Not considered



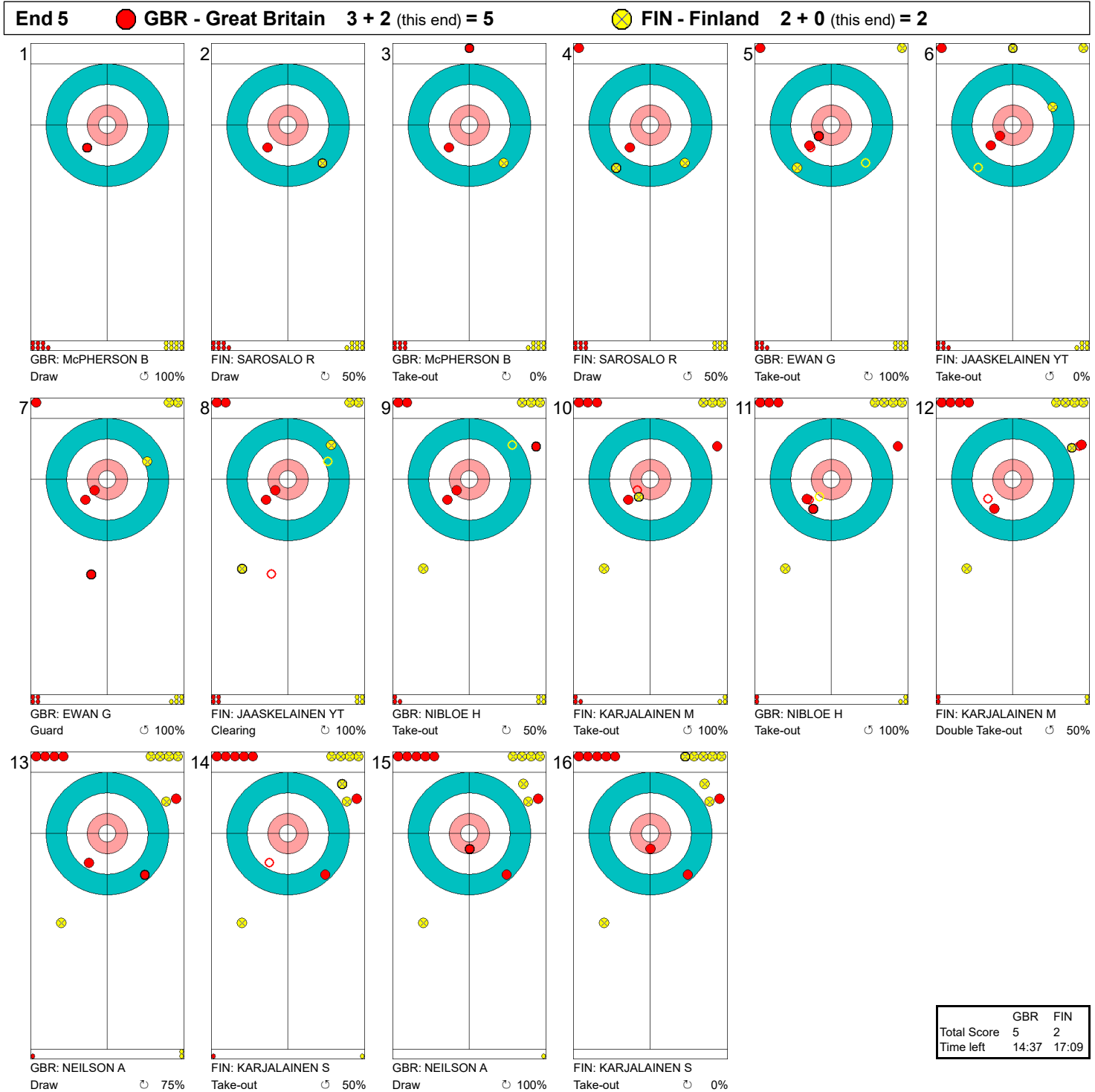
Game - Shot by Shot
게임-각각의 샷



Legend:
 ↻ Clockwise ↺ Counter-clockwise - Not considered



Game - Shot by Shot
 게임-각각의 샷



Legend:
 ↻ Clockwise ↺ Counter-clockwise - Not considered



Game - Shot by Shot
게임-각각의 샷

End 6 ● GBR - Great Britain 5 + 2 (this end) = 7 ● FIN - Finland 2 + 0 (this end) = 2



	GBR	FIN
Total Score	7	2
Time left	09:44	10:46

Legend:
 ↻ Clockwise ↺ Counter-clockwise - Not considered



Game - Shot by Shot
게임-각각의 샷

End 7 **GBR - Great Britain 7 + 2 (this end) = 9** **FIN - Finland 2 + 0 (this end) = 2**



	GBR	FIN
Total Score	9	2
Time left	05:18	06:35

Legend: Clockwise Counter-clockwise - Not considered



Game Results

대회 경기결과

Sheet	Game	Team	LSFE	1	2	3	4	5	6	7	8	Extra Ends	Total
C	3	CHN - People's Republic of China	*	2	0	0	0	4	1	0	X		7
	3	GER - Germany		0	0	1	1	0	0	1	X		3

CHN - People's Republic of China			Shot Success	
			Game	All
4 S	WANG Haitao	M	82%	64%
3 V	CHEN Jianxin	M	95%	70%
2	LIU Wei	M	64%	62%
1	WANG Meng	F	73%	72%
A	ZHANG Qiang	M	-	-
Team Total			79%	67%

GER - Germany			Shot Success	
			Game	All
4 S	PUTZICH Christiane	F	68%	58%
3	PAVEL Harry	M	75%	62%
2 V	SCHLITT Martin	M	45%	46%
1	MELCHIOR Heike	F	84%	68%
A	MEISSNER Wolf	M	-	-
Team Total			68%	59%

Last Stone Draw		Distance
⌚	WANG Haitao	126.7cm
⌚	LIU Wei	199.6cm
Total		326.3cm

Time remaining: 4 minutes 28 seconds

Last Stone Draw		Distance
⌚	PAVEL Harry	199.6cm
⌚	SCHLITT Martin	199.6cm
Total		399.2cm

Time remaining: 4 minutes 5 seconds

Time-out: End 6 - GER stone 5

Shot Success Analysis

CHN - People's Republic of China		⌚	⌚	Game	
4	WANG Haitao	Draws	1 100%	3 92%	4 94%
		Take-outs	2 50%	8 84%	10 78%
		Total	3 67%	11 86%	14 82%
3	CHEN Jianxin	Draws	0 -	2 63%	2 63%
		Take-outs	1 100%	11 100%	12 100%
		Total	1 100%	13 94%	14 95%
2	LIU Wei	Draws	2 38%	0 -	2 38%
		Take-outs	6 83%	6 54%	12 69%
		Total	8 72%	6 54%	14 64%
1	WANG Meng	Draws	6 83%	1 75%	7 82%
		Take-outs	6 63%	0 -	6 63%
		Total	12 73%	1 75%	13 73%
A	ZHANG Qiang	Draws	0 -	0 -	0 -
		Take-outs	0 -	0 -	0 -
		Total	0 -	0 -	0 -
Team		Draws	9 75%	6 79%	15 77%
		Take-outs	15 72%	25 84%	40 79%
		Total	24 73%	31 83%	55 79%

GER - Germany		⌚	⌚	Game	
4	PUTZICH Christiane	Draws	3 92%	6 46%	9 61%
		Take-outs	1 50%	4 88%	5 80%
		Total	4 81%	10 63%	14 68%
3	PAVEL Harry	Draws	2 50%	8 75%	10 70%
		Take-outs	2 75%	2 100%	4 88%
		Total	4 63%	10 80%	14 75%
2	SCHLITT Martin	Draws	7 25%	2 75%	9 36%
		Take-outs	3 33%	2 100%	5 60%
		Total	10 28%	4 88%	14 45%
1	MELCHIOR Heike	Draws	9 89%	4 69%	13 83%
		Take-outs	1 100%	0 -	1 100%
		Total	10 90%	4 69%	14 84%
A	MEISSNER Wolf	Draws	0 -	0 -	0 -
		Take-outs	0 -	0 -	0 -
		Total	0 -	0 -	0 -
Team		Draws	21 64%	20 65%	41 65%
		Take-outs	7 57%	8 94%	15 77%
		Total	28 63%	28 73%	56 68%

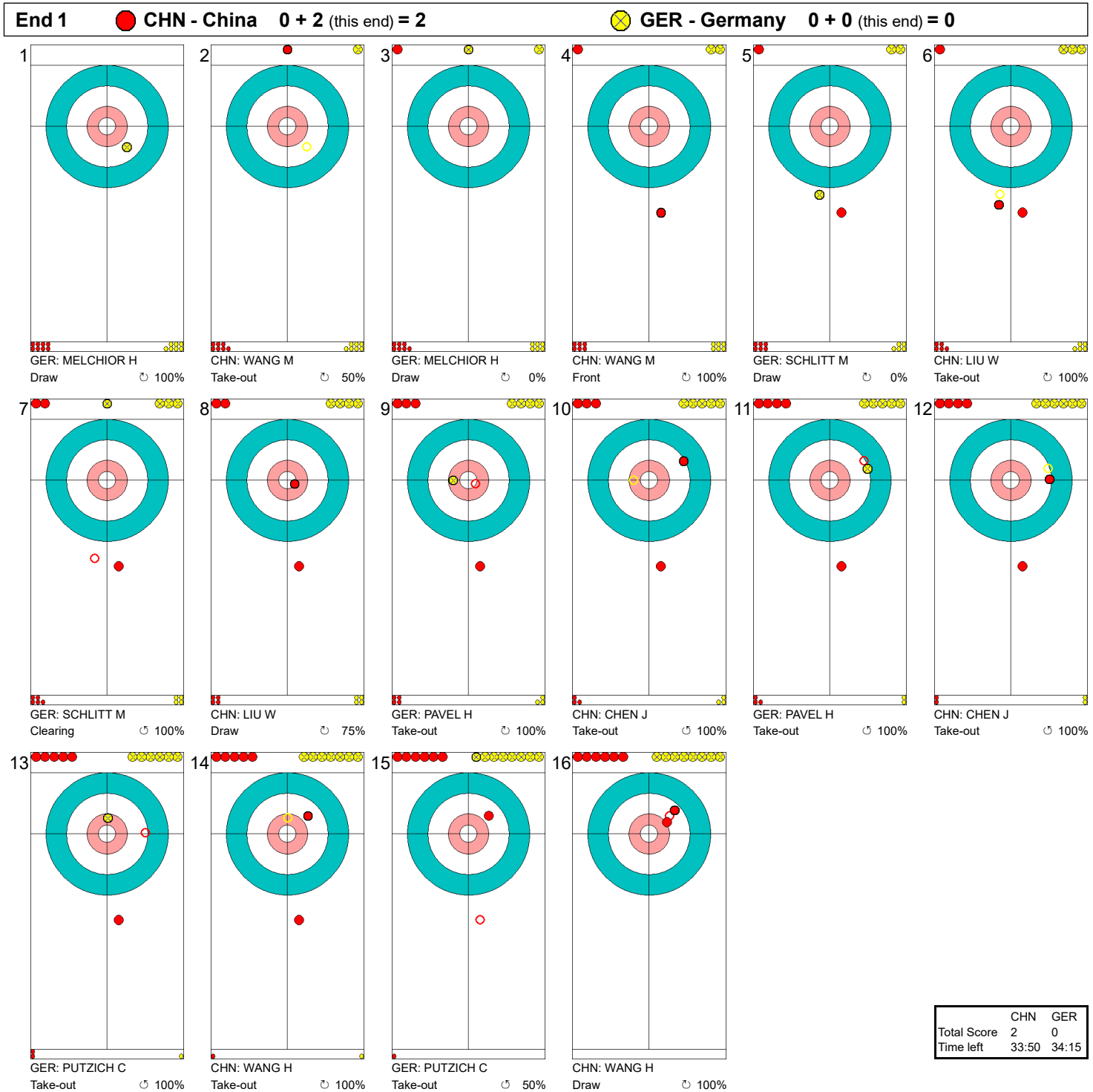
Note:
Position and function for each team member:
4 = Fourth, 3 = Third, 2 = Second, 1 = Lead, A = Alternate, S = Skip, V = Vice-Skip

Legend:
⌚ Clockwise ⌚ Counter-clockwise F Female
LSFE(*) Last Stone First End M Male X Unplayed/unfinished end due to concession



Game - Shot by Shot

게임-각각의 샷

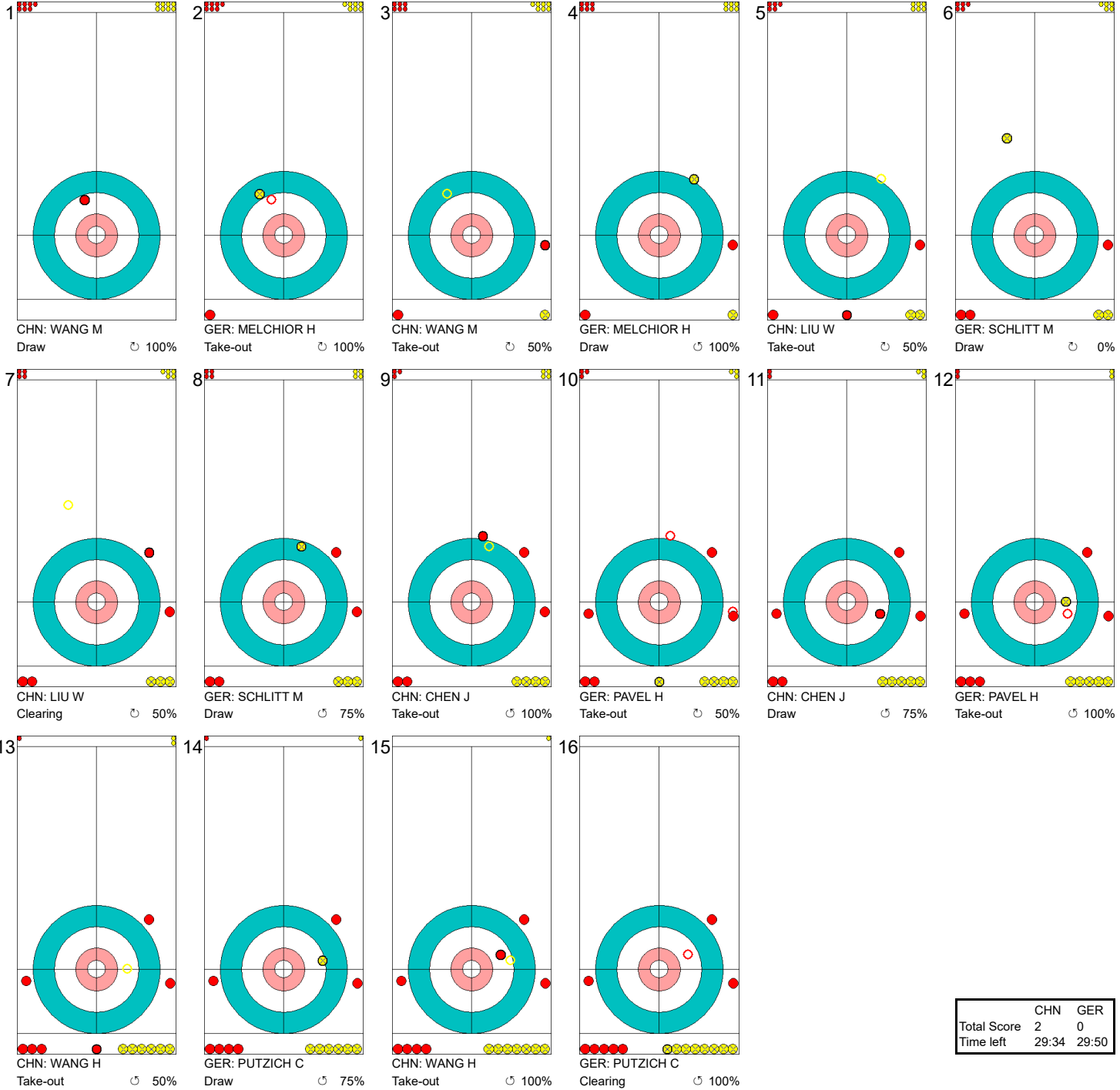


Legend:
 ↻ Clockwise ↺ Counter-clockwise - Not considered



Game - Shot by Shot
게임-각각의 샷

End 2 ● CHN - China 2 + 0 (this end) = 2 ● GER - Germany 0 + 0 (this end) = 0



	CHN	GER
Total Score	2	0
Time left	29:34	29:50

Legend:
 ↻ Clockwise ↺ Counter-clockwise - Not considered



Game - Shot by Shot
 게임-각각의 샷

End 3 ● **CHN - China** 2 + 0 (this end) = 2 ⊗ **GER - Germany** 0 + 1 (this end) = 1

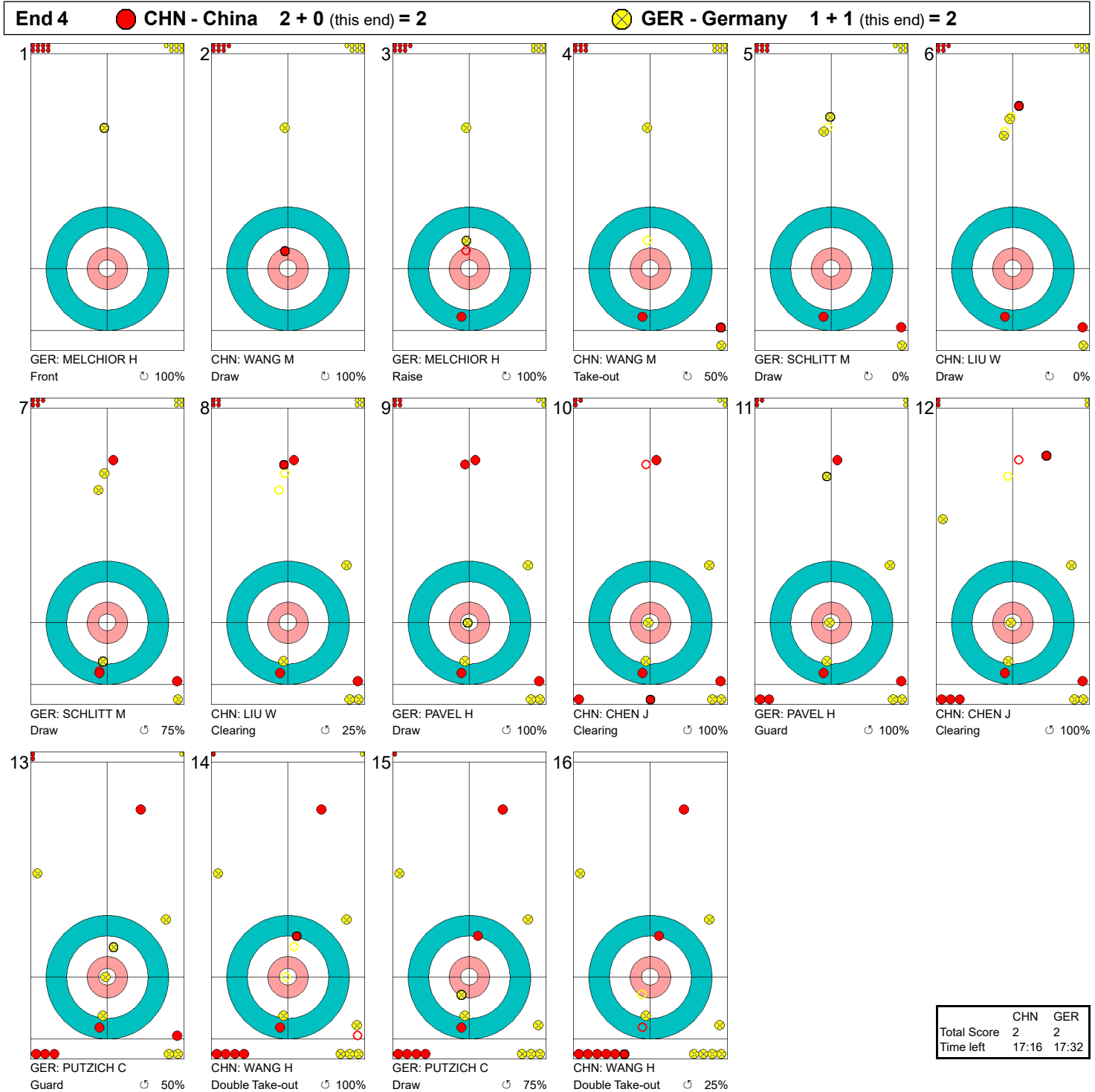


	CHN	GER
Total Score	2	1
Time left	23:59	22:00

Legend:
 ↻ Clockwise ↺ Counter-clockwise - Not considered



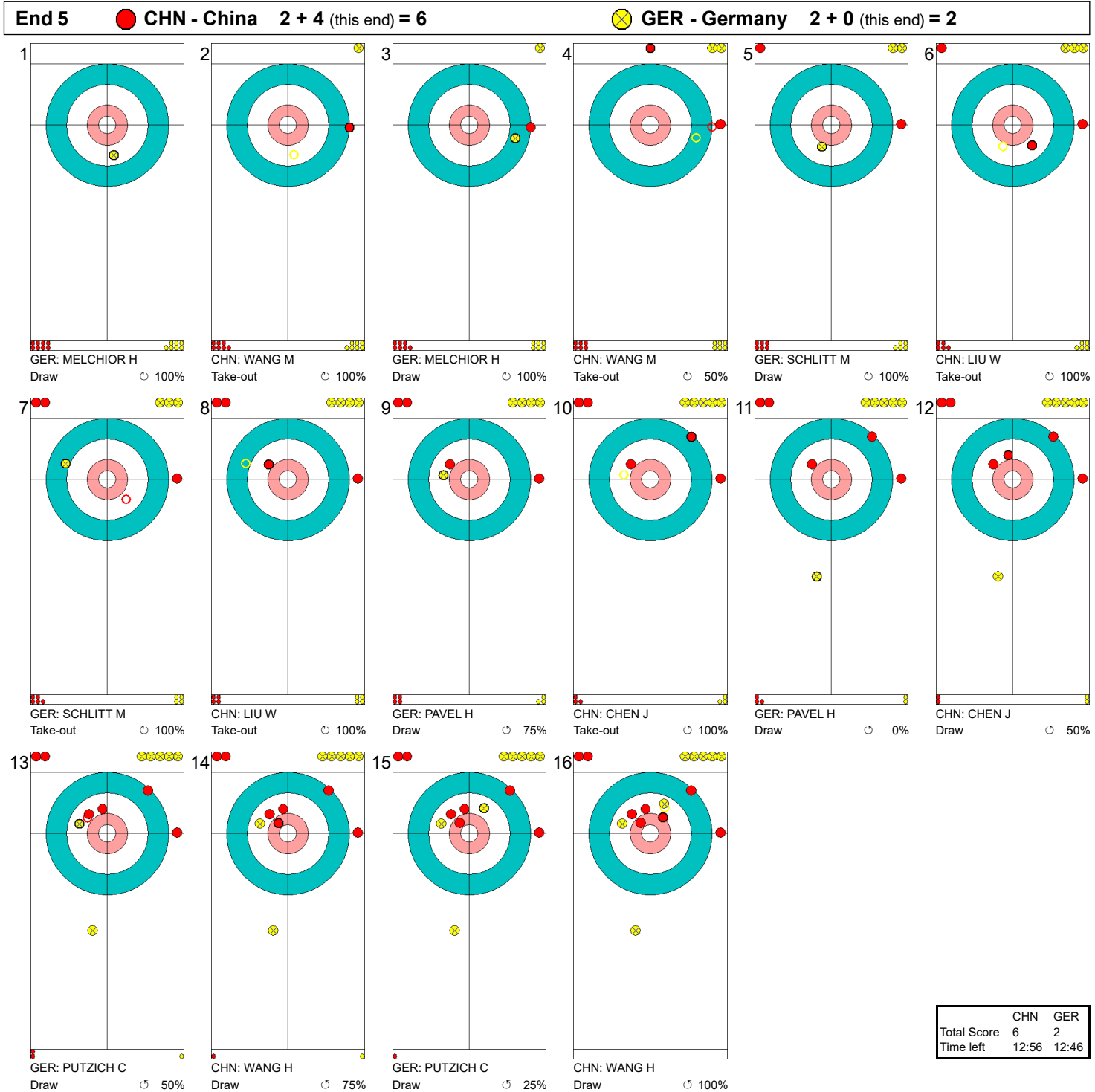
Game - Shot by Shot
게임-각각의 샷



Legend:
 ↻ Clockwise ↺ Counter-clockwise - Not considered



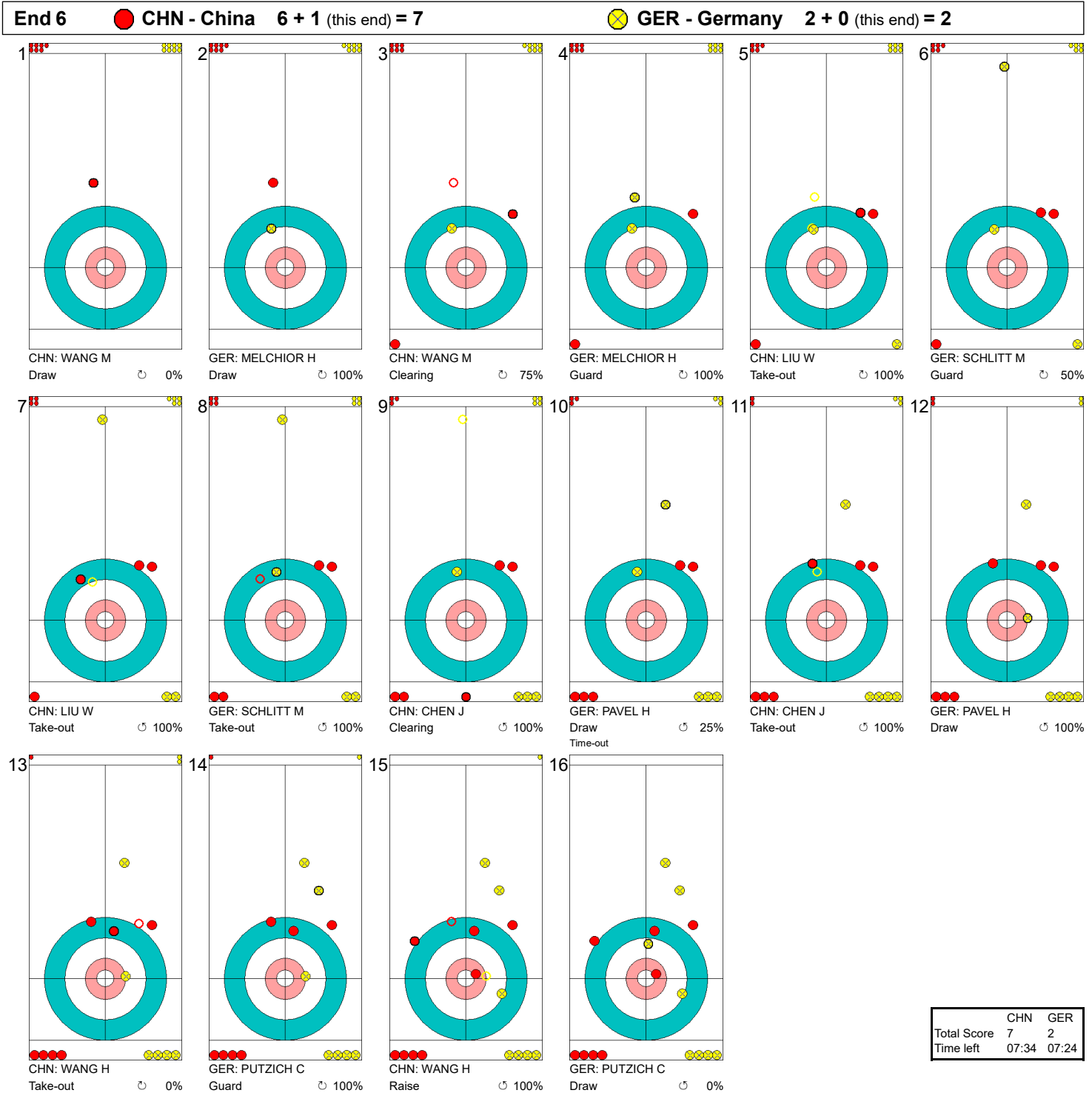
Game - Shot by Shot
게임-각각의 샷



Legend:
 ↻ Clockwise ↺ Counter-clockwise - Not considered



Game - Shot by Shot
게임-각각의 샷

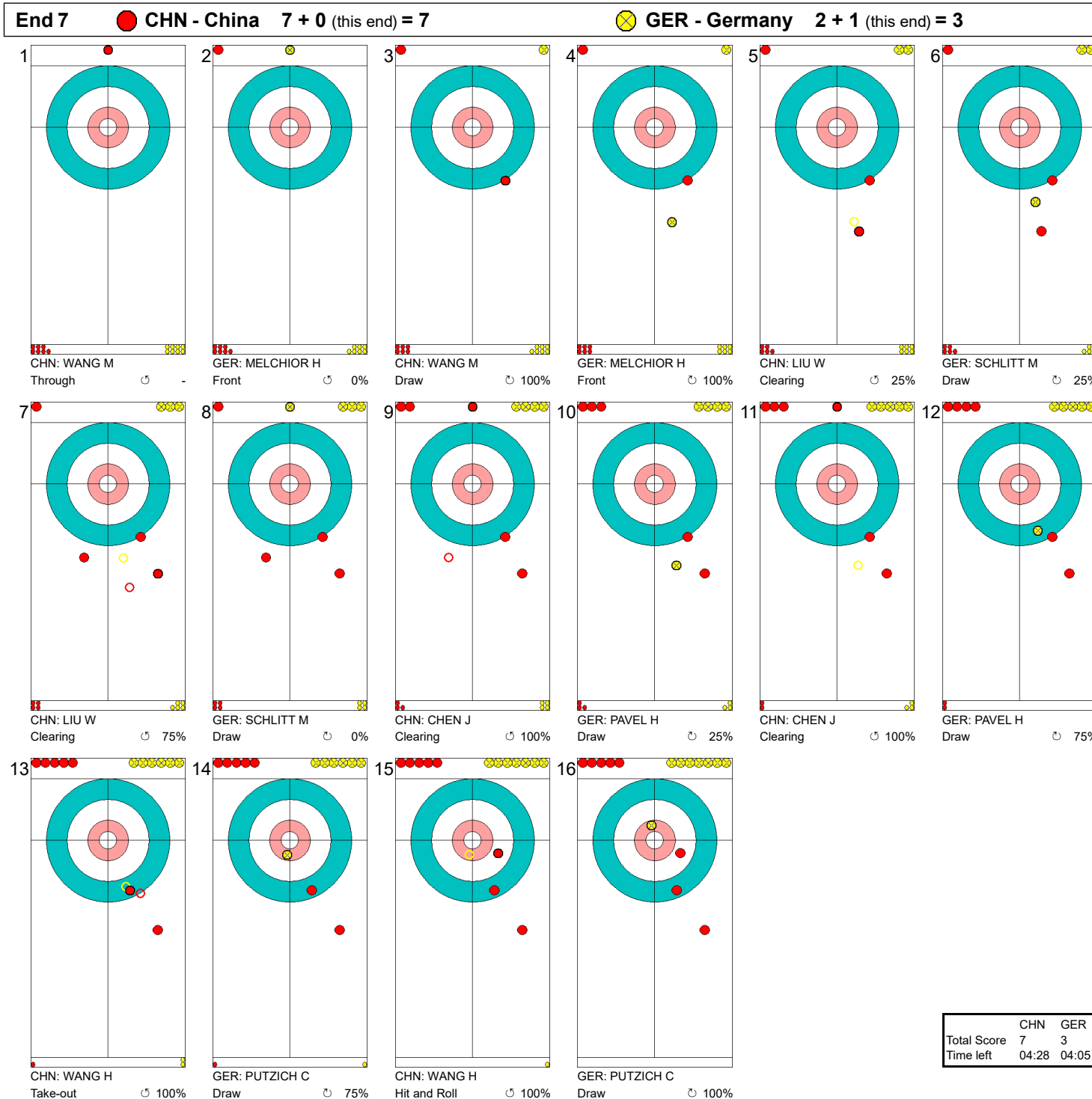


Legend:
 ↻ Clockwise ↺ Counter-clockwise - Not considered



Game - Shot by Shot

게임-각각의 샷



Legend:
 ↻ Clockwise ↺ Counter-clockwise - Not considered



Game Results

대회 경기결과

Sheet	Game	Team	LSFE	1	2	3	4	5	6	7	8	Extra Ends	Total
D	3	USA - United States of America	*	2	2	1	1	0	2	2	X		10
	3	SWE - Sweden		0	0	0	0	2	0	0	X		2

USA - United States of America			Shot Success	Game	All
4 S	BLACK Kirk	M	70%	49%	
3 V	EMT Steve	M	70%	55%	
2	MARSHALL Justin	M	57%	47%	
1	GREELY Penny	F	27%	58%	
A	LINO Meghan	F	-	-	
Team Total			57%	52%	

SWE - Sweden			Shot Success	Game	All
4 S	PETTERSSON DAHL Viljo	M	19%	37%	
3	PERSSON Ronny	M	48%	47%	
2	ENGBORG Mats Ola	M	55%	60%	
1 V	ULANDER Kicki	F	63%	68%	
A	REPPE Zandra	F	71%	71%	
Team Total			52%	54%	

Last Stone Draw Distance

⌚	BLACK Kirk	181.2cm
⌚	EMT Steve	139.7cm
Total		320.9cm

Last Stone Draw Distance

⌚	PERSSON Ronny	188.6cm
⌚	PETTERSSON DAHL Viljo	199.6cm
Total		388.2cm

Time remaining: 8 minutes 53 seconds

Time remaining: 8 minutes 5 seconds

REPPE Z replaced PETTERSSON DAHL V at the beginning of end 5
Revised line-up: (4 S) ULANDER K, (3 V) PERSSON R, (2) ENGBORG MO, (1) REPPE Z

Shot Success Analysis

USA - United States of America		⌚	⌚	Game
4	BLACK Kirk	Draws 4 75%	3 92%	7 82%
		Take-outs 5 80%	2 0%	7 57%
	Total	9 78%	5 55%	14 70%
3	EMT Steve	Draws 3 67%	2 88%	5 75%
		Take-outs 5 80%	4 50%	9 67%
	Total	8 75%	6 63%	14 70%
2	MARSHALL Justin	Draws 2 0%	0 -	2 0%
		Take-outs 5 50%	7 79%	12 67%
	Total	7 36%	7 79%	14 57%
1	GREELY Penny	Draws 6 0%	4 50%	10 20%
		Take-outs 0 -	2 63%	2 63%
	Total	6 0%	6 54%	12 27%
A	LINO Meghan	Draws 0 -	0 -	0 -
		Take-outs 0 -	0 -	0 -
	Total	0 -	0 -	0 -
Team	Draws 15 33%	9 72%	24 48%	
	Take-outs 15 70%	15 58%	30 64%	
	Total 30 52%	24 64%	54 57%	

SWE - Sweden		⌚	⌚	Game
4	PETTERSSON DAHL Viljo	Draws 2 25%	2 0%	4 13%
		Take-outs 3 33%	1 0%	4 25%
	Total	5 30%	3 0%	8 19%
3	PERSSON Ronny	Draws 5 30%	3 58%	8 41%
		Take-outs 2 50%	3 67%	5 60%
	Total	7 36%	6 63%	13 48%
2	ENGBORG Mats Ola	Draws 3 67%	2 63%	5 65%
		Take-outs 3 50%	6 50%	9 50%
	Total	6 58%	8 53%	14 55%
1	ULANDER Kicki	Draws 7 61%	3 83%	10 68%
		Take-outs 2 50%	2 50%	4 50%
	Total	9 58%	5 70%	14 63%
A	REPPE Zandra	Draws 2 88%	4 63%	6 71%
		Take-outs 0 -	0 -	0 -
	Total	2 88%	4 63%	6 71%
Team	Draws 19 53%	14 57%	33 55%	
	Take-outs 10 45%	12 50%	22 48%	
	Total 29 50%	26 54%	55 52%	

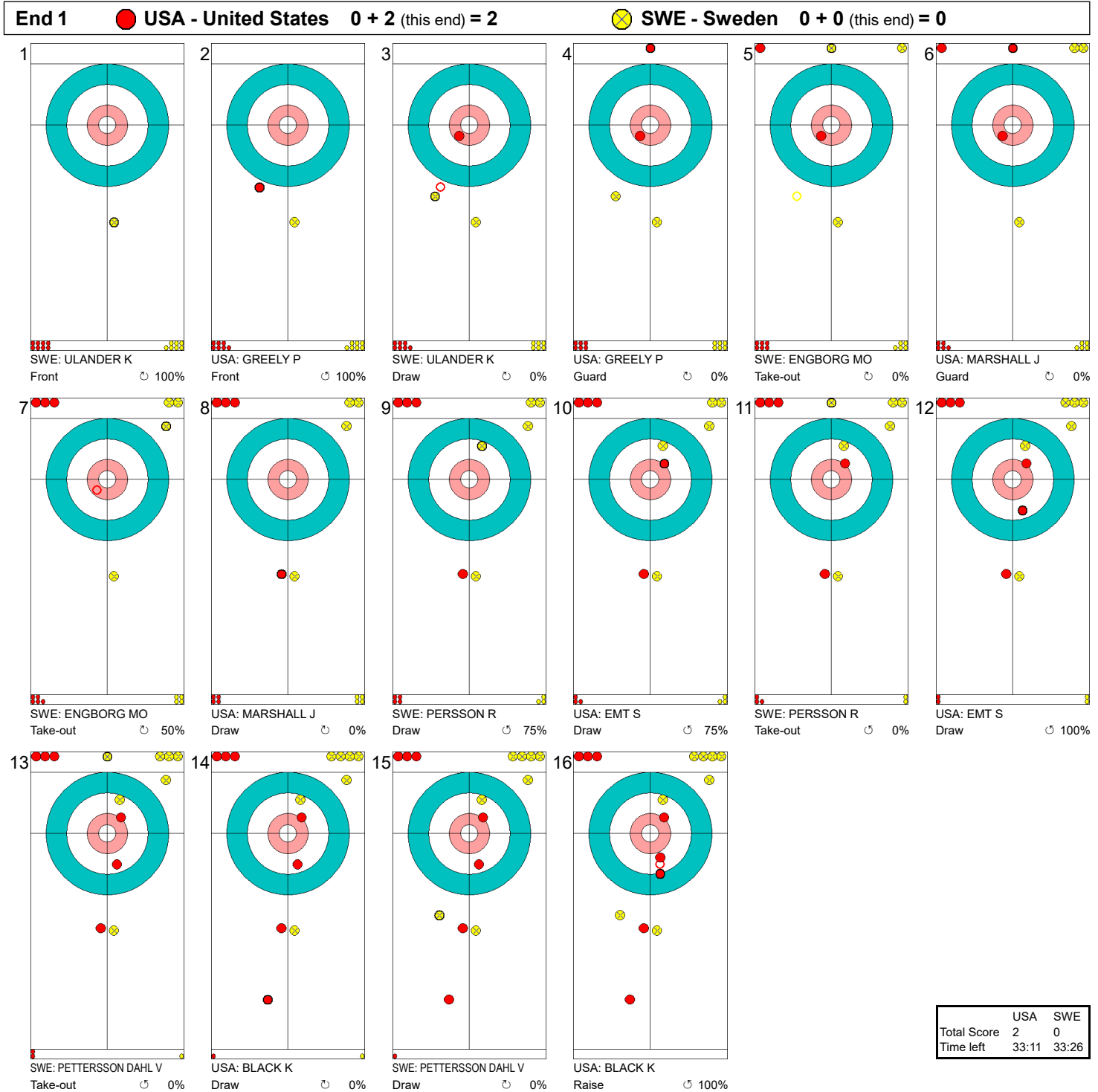
Note:
Position and function for each team member:
4 = Fourth, 3 = Third, 2 = Second, 1 = Lead, A = Alternate, S = Skip, V = Vice-Skip

Legend:
⌚ Clockwise ⌚ Counter-clockwise F Female
LSFE(*) Last Stone First End M Male X Unplayed/unfinished end due to concession



Game - Shot by Shot

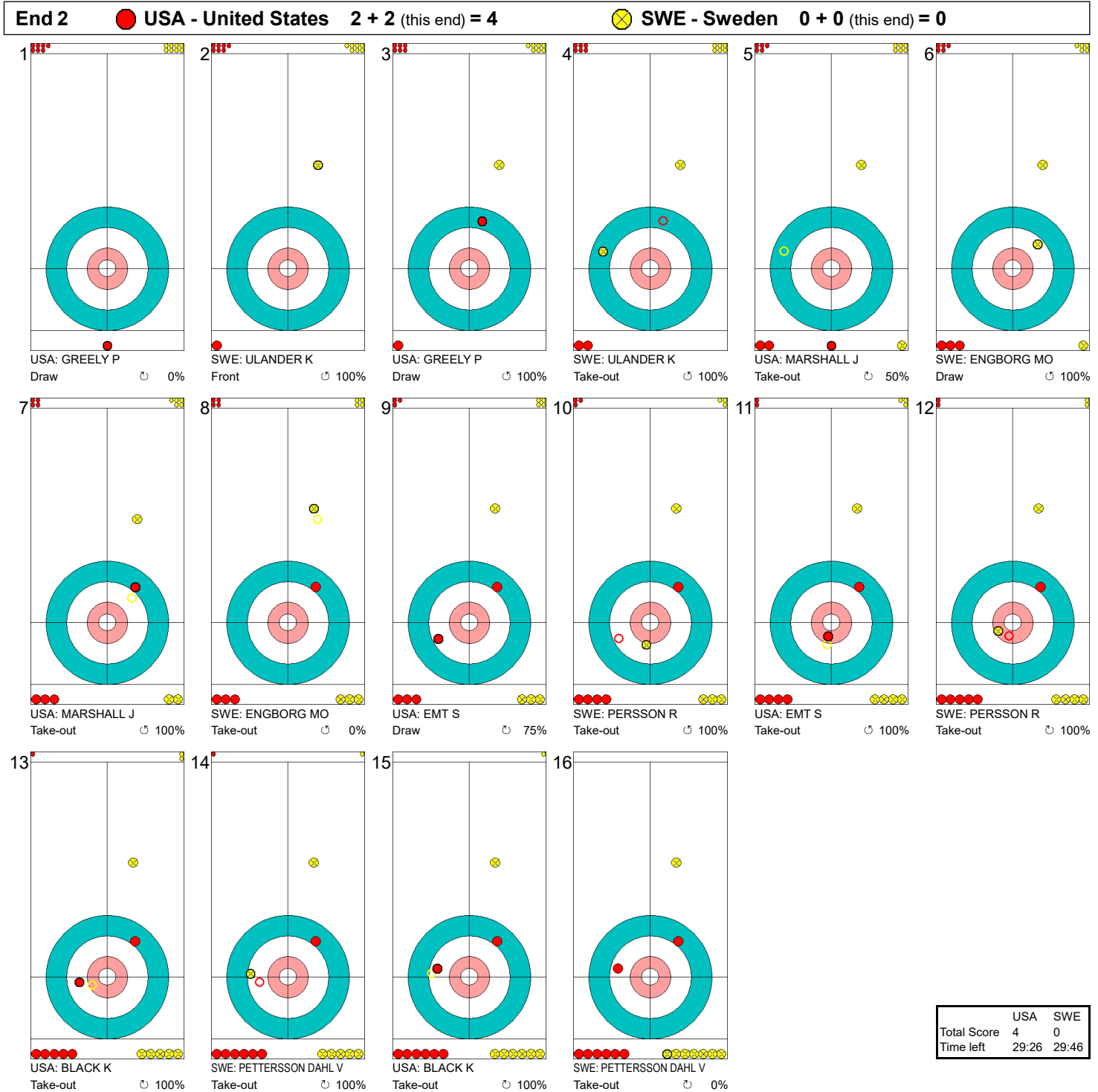
게임-각각의 샷



Legend:
 ↻ Clockwise ↺ Counter-clockwise - Not considered



Game - Shot by Shot
게임-각각의 샷



Legend:
 ↻ Clockwise ↺ Counter-clockwise - Not considered



Game - Shot by Shot

게임-각각의 샷

End 3 ● USA - United States 4 + 1 (this end) = 5 ● SWE - Sweden 0 + 0 (this end) = 0

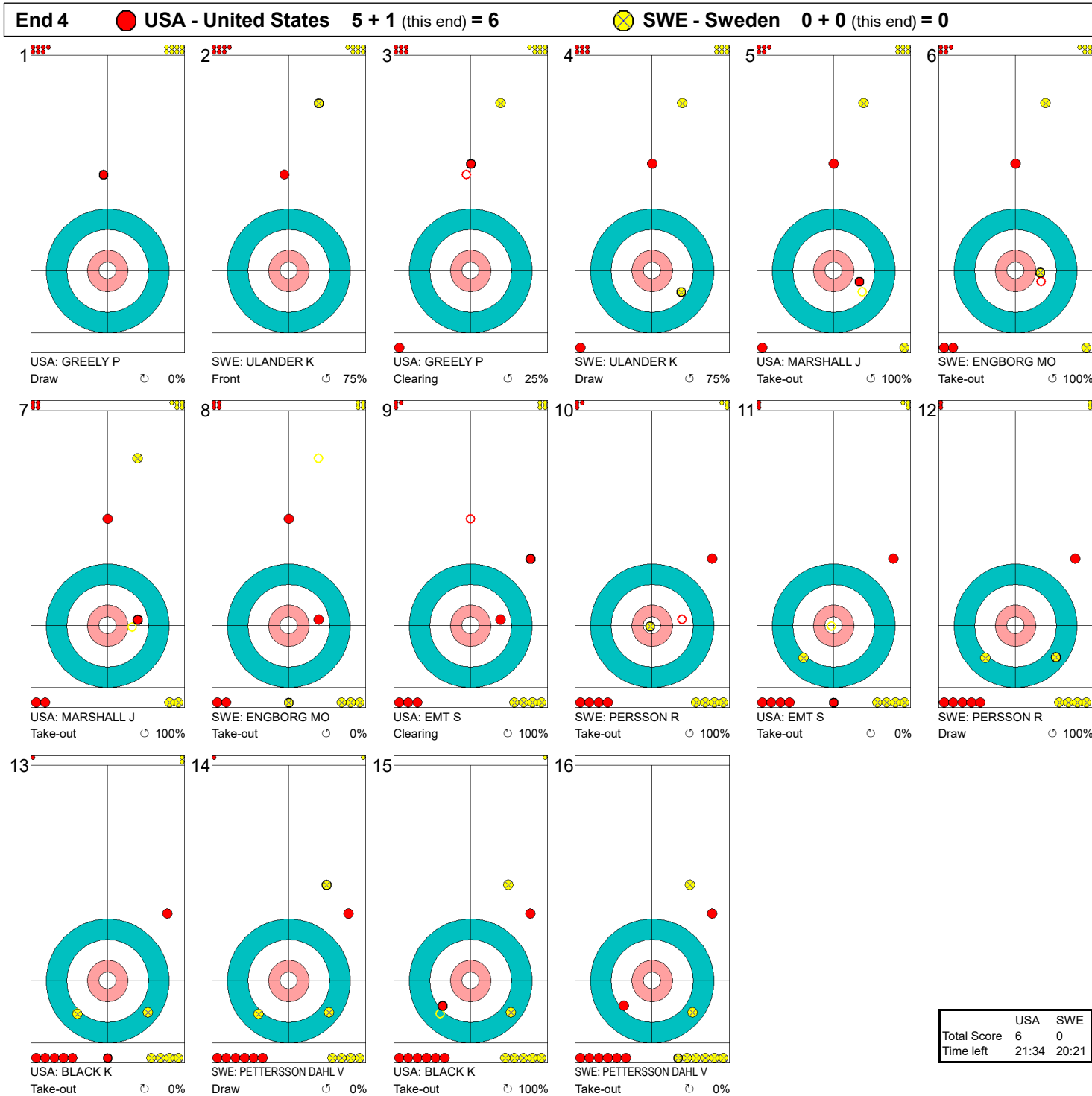


	USA	SWE
Total Score	5	0
Time left	24:54	24:28

Legend:
 ↻ Clockwise ↺ Counter-clockwise - Not considered



Game - Shot by Shot
게임-각각의 샷

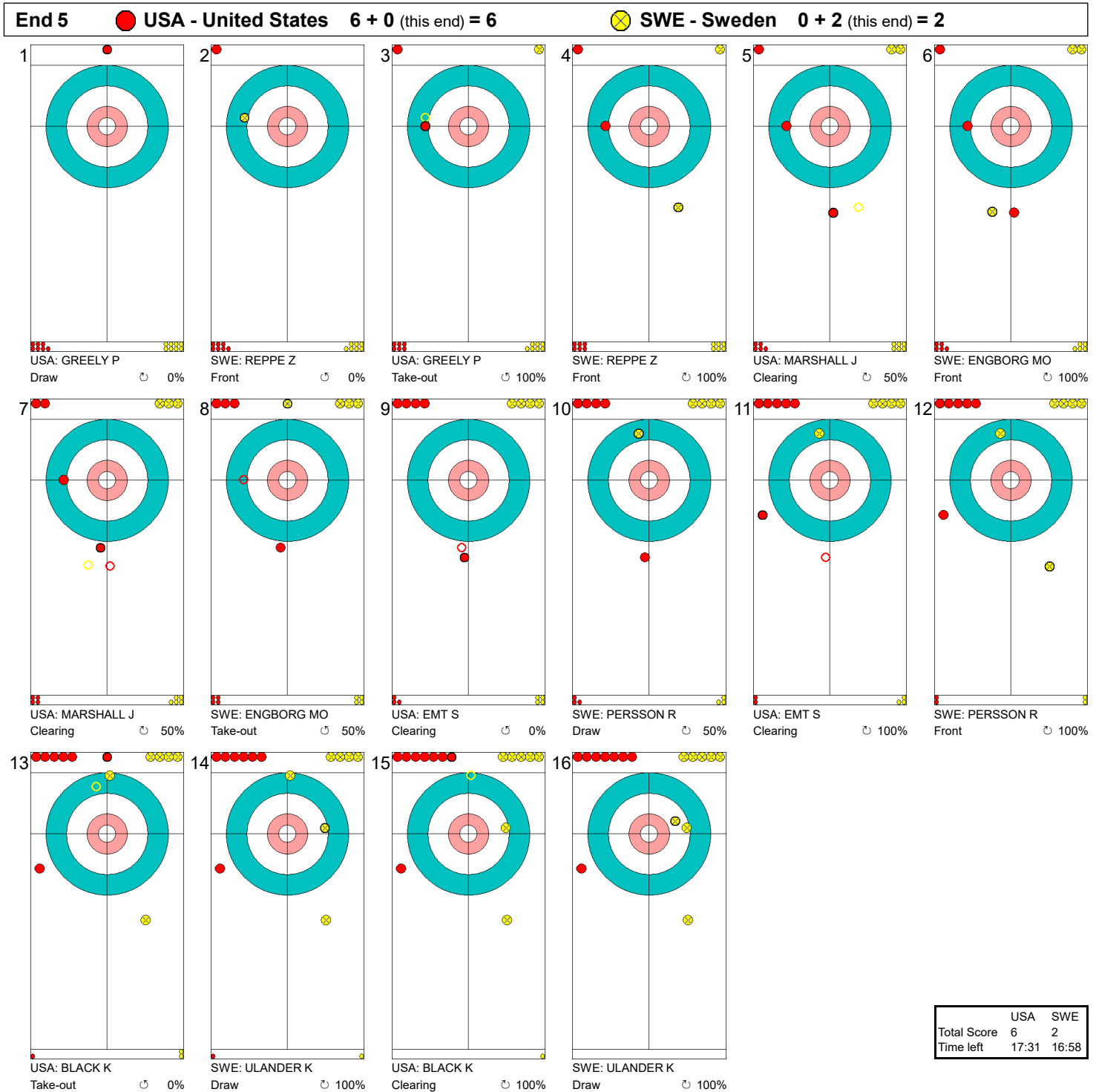


Legend:
 ↻ Clockwise ↺ Counter-clockwise - Not considered



Game - Shot by Shot

게임-각각의 샷

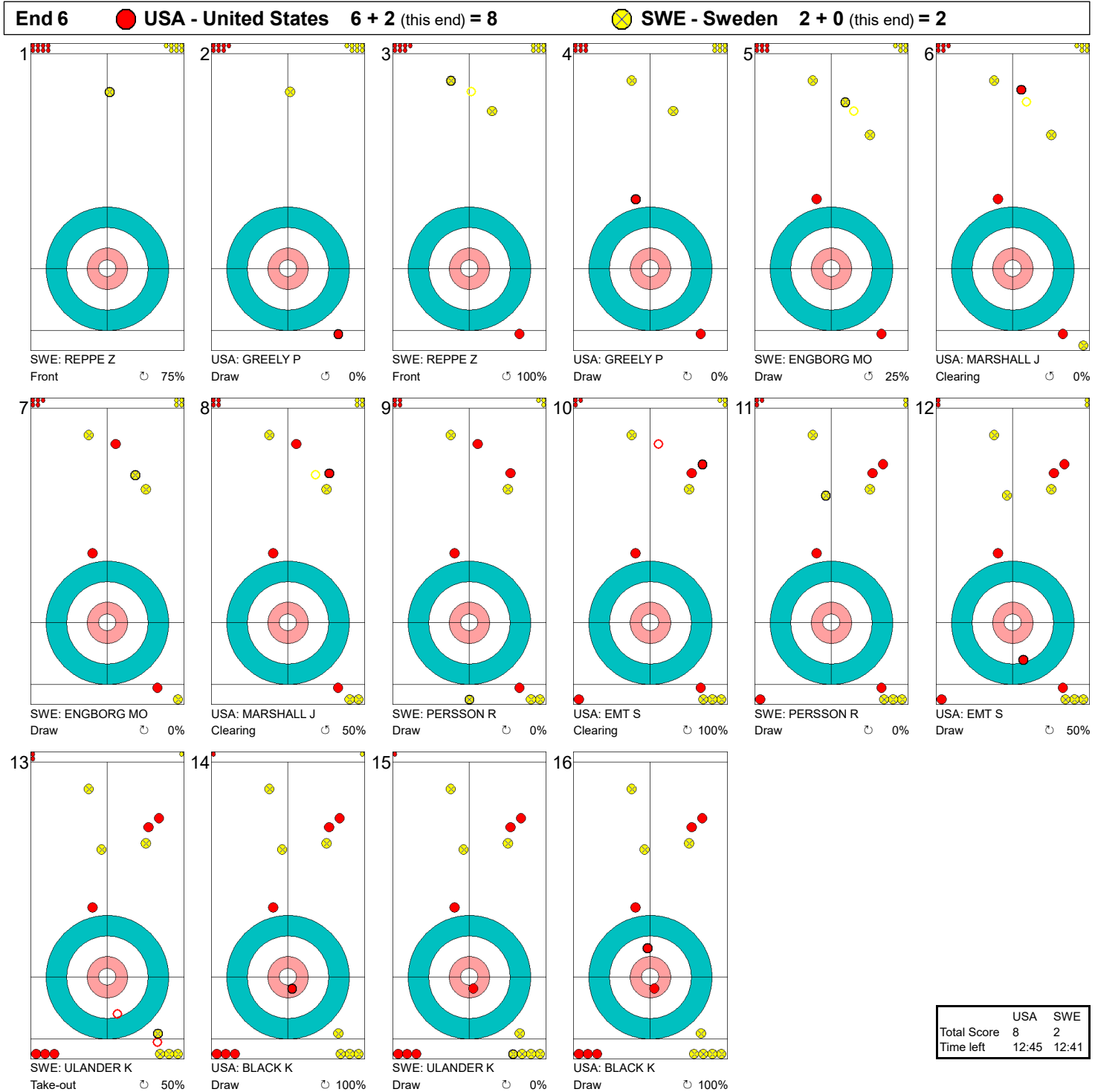


Legend:
 ↻ Clockwise ↺ Counter-clockwise - Not considered



Game - Shot by Shot

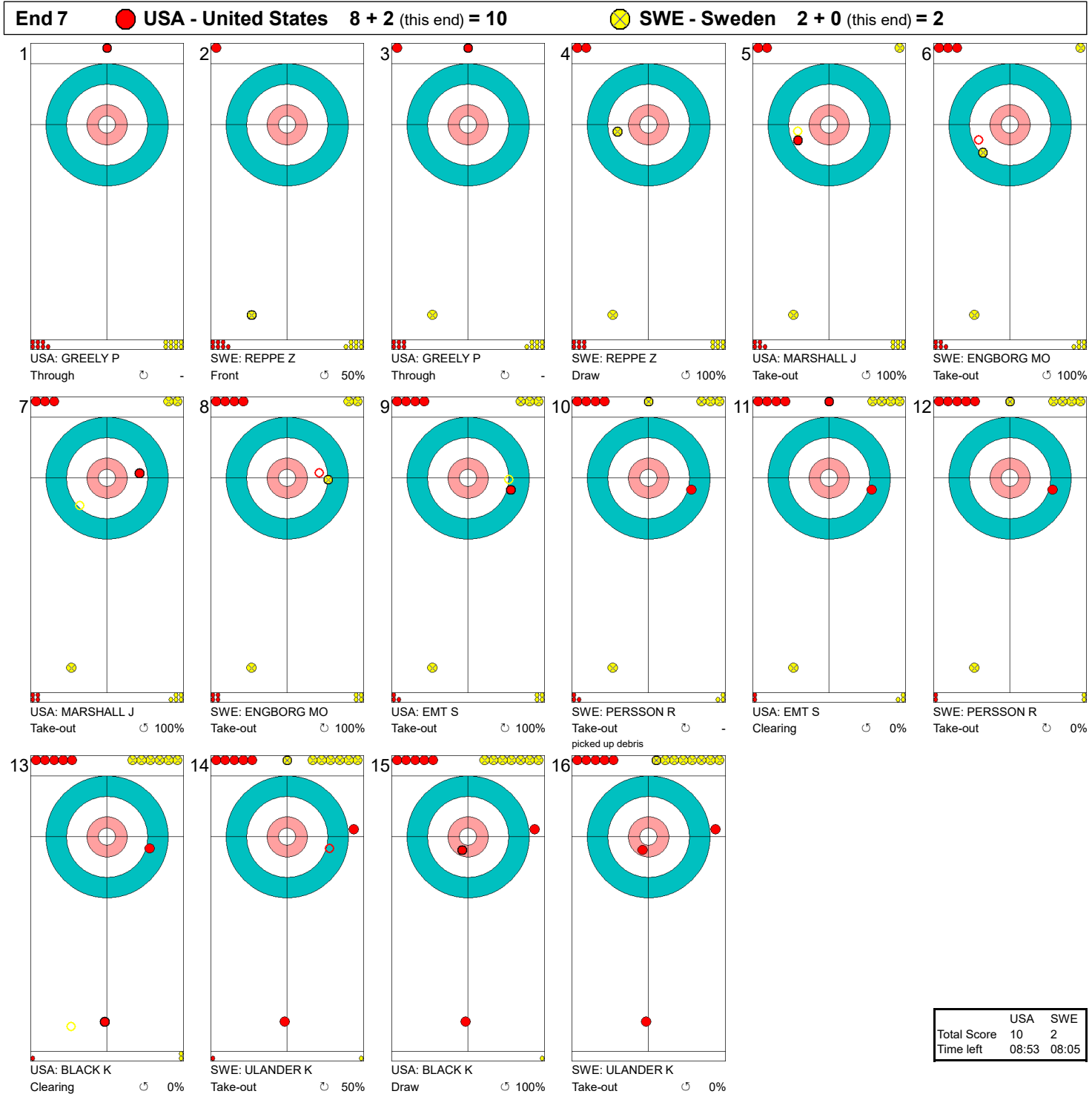
게임-각각의 샷



Legend:
 ↻ Clockwise ↺ Counter-clockwise - Not considered



Game - Shot by Shot
게임-각각의 샷



Legend:

↻ Clockwise ↺ Counter-clockwise - Not considered



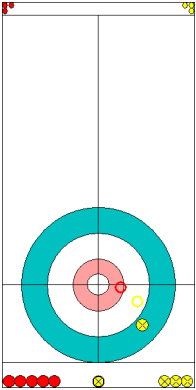
Most Important Shots

승부 유효 샷

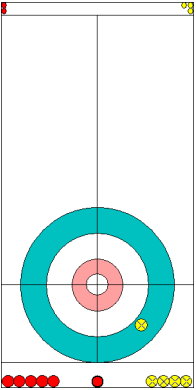
Sheet	Game	Team	LSFE	1	2	3	4	5	6	7	8	Extra Ends	Total
A	3	SVK - Slovakia	● *	0	1	1	1	1	0	1	0		5
	3	SUI - Switzerland	● *	3	0	0	0	0	1	0	2		6

Most Important Shot:

Slovakian Third DURIS R played an open Take-out and just missed. It gave team Switzerland the opportunity to set another stone in the house. They kept two stones in scoring position until the end to win the game.



Before



After

End: 8

Team: SVK - Slovakia

Player: DURIS Radoslav

Team Stone: 1 2 3 4 5 ⑥ 7 8

Task: Take-out

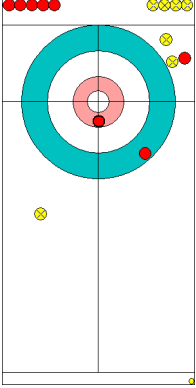
Rotation: ↻

Shot Success: 0%

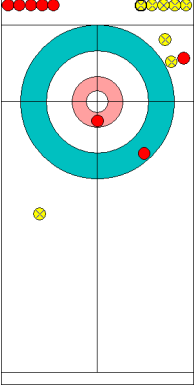
Sheet	Game	Team	LSFE	1	2	3	4	5	6	7	8	Extra Ends	Total
B	3	GBR - Great Britain	● *	2	0	0	1	2	2	2	X		9
	3	FIN - Finland	● *	0	1	1	0	0	0	0	X		2

Most Important Shot:

Finnish Skip KARJALAINEN S played an open Take-out on a stone in the four foot and missed wide, giving team Great Britain a steal of two in what had been a close game up to this point.



Before



After

End: 5

Team: FIN - Finland

Player: KARJALAINEN Sari

Team Stone: 1 2 3 4 5 6 7 ⑧

Task: Take-out

Rotation: ↻

Shot Success: 0%



Most Important Shots 승부 유효 샷

Sheet	Game	Team	LSFE	1	2	3	4	5	6	7	8	Extra Ends	Total
C	3	CHN - People's Republic of China	●	*	2	0	0	0	4	1	0	X	7
	3	GER - Germany	●	0	0	1	1	0	0	1	X		3

Most Important Shot:

Chinese Skip WANG H played a perfect Raise to move his own stone from the top of the 12 foot right to the centre. Eventually it was a setup for a steal of 1 point in this end, increasing the lead to 5 points.

Before After

End: 6

Team: CHN - People's Republic of China

Player: WANG Haitao

Team Stone: 1 2 3 4 5 6 7 ⑧

Task: Raise

Rotation: ↻

Shot Success: 100%

Sheet	Game	Team	LSFE	1	2	3	4	5	6	7	8	Extra Ends	Total
D	3	USA - United States of America	●	*	2	2	1	1	0	2	2	X	10
	3	SWE - Sweden	●	0	0	0	0	2	0	0	X		2

Most Important Shot:

The Swedish Skip PETERSSON DAHL V missed the Take-out with his last shot in the end, giving the US team a steal of two for a big lead early in the game.

Before After

End: 2

Team: SWE - Sweden

Player: PETERSSON DAHL Viljo

Team Stone: 1 2 3 4 5 6 7 ⑧

Task: Take-out

Rotation: ↻

Shot Success: 0%

Legend:
 ↻ Clockwise ↻ Counter-clockwise LSFE(*) Last Stone First End
 X Unplayed/unfinished end due to concession



Session Results and Standings

세션 결과 및 순위

Sheet	Game	Team	LSFE	1	2	3	4	5	6	7	8	Extra Ends	Total
A	3	NPA - Neutral Paralympic Athletes		3	0	0	0	1	3	5	X		12
	2	FIN - Finland	*	0	1	2	2	0	0	0	X		5
B	3	NOR - Norway	*	0	1	0	0	0	0	X	X		1
	2	CHN - People's Republic of China		2	0	2	2	2	2	X	X		10
C	3	CAN - Canada	*	0	0	4	1	1	0	0	2		8
	2	SWE - Sweden		1	3	0	0	0	0	0	0		4
D	2	SVK - Slovakia		2	0	2	0	0	1	0	0		5
	3	KOR - Republic of Korea	*	0	3	0	1	0	0	1	2		7

Current Standings

Rank	Team	Games	Wins	Losses
1	CAN - Canada	3	3	0
1	KOR - Republic of Korea	3	3	0
3	CHN - People's Republic of China	2	2	0
3	GER - Germany	2	2	0
5	GBR - Great Britain	2	1	1
5	SUI - Switzerland	2	1	1
5	SVK - Slovakia	2	1	1
8	NPA - Neutral Paralympic Athletes	3	1	2
9	FIN - Finland	2	0	2
9	SWE - Sweden	2	0	2
9	USA - United States of America	2	0	2
12	NOR - Norway	3	0	3

Note:
Under WCF rules, tie-breaking rules for standings are not applied until after the last game of the round robin.

Legend:
LSFE(*) Last Stone First End X Unplayed/unfinished end due to concession



Game Results

대회 경기결과

Sheet	Game	Team	LSFE	1	2	3	4	5	6	7	8	Extra Ends	Total
A	3	NPA - Neutral Paralympic Athletes		3	0	0	0	1	3	5	X		12
	2	FIN - Finland	*	0	1	2	2	0	0	0	X		5

NPA - Neutral Paralympic Athletes			Shot Success	Game	All
4 S	KUROKHTIN Konstantin	M	55%		43%
3 V	ROMANOV Marat	M	64%		53%
2	MESHCHERIAKOV Andrei	M	22%		58%
1	SHCHUKINA Daria	F	86%		67%
A	SHEVCHENKO Alexander	M	79%		79%
Team Total			63%		56%

FIN - Finland			Shot Success	Game	All
4 V	KARJALAINEN Markku	M	46%		41%
3	JAASKELAINEN Yrjo Tapani	M	46%		39%
2	LEPPANEN Vesa	M	29%		29%
1 S	KARJALAINEN Sari	F	57%		63%
A	SAROSALO Riitta	F	-		78%
Team Total			45%		50%

Last Stone Draw Distance

⌚	KUROKHTIN Konstantin	115.6cm
⌚	SHCHUKINA Daria	134.9cm
Total		250.5cm

Time remaining: 7 minutes 51 seconds

Last Stone Draw Distance

⌚	LEPPANEN Vesa	33.5cm
⌚	KARJALAINEN Sari	72.5cm
Total		106.0cm

Time remaining: 8 minutes 20 seconds

Time-out: End 6 - FIN stone 6

SHEVCHENKO A replaced MESHCHERIAKOV A at the beginning of end 5

Shot Success Analysis

NPA - Neutral Paralympic Athletes		⌚	⌚	Game
4 KUROKHTIN Konstantin	Draws	5 75%	6 58%	11 66%
	Take-outs	0 -	3 17%	3 17%
	Total	5 75%	9 44%	14 55%
3 ROMANOV Marat	Draws	6 71%	5 65%	11 68%
	Take-outs	1 50%	2 50%	3 50%
	Total	7 68%	7 61%	14 64%
2 MESHCHERIAKOV Andrei	Draws	2 0%	4 19%	6 13%
	Take-outs	1 50%	1 50%	2 50%
	Total	3 17%	5 25%	8 22%
1 SHCHUKINA Daria	Draws	2 50%	10 90%	12 83%
	Take-outs	0 -	2 100%	2 100%
	Total	2 50%	12 92%	14 86%
A SHEVCHENKO Alexander	Draws	1 75%	2 50%	3 58%
	Take-outs	1 100%	2 100%	3 100%
	Total	2 88%	4 75%	6 79%
Team	Draws	16 61%	27 65%	43 63%
	Take-outs	3 67%	10 60%	13 62%
	Total	19 62%	37 64%	56 63%

FIN - Finland		⌚	⌚	Game
4 KARJALAINEN Markku	Draws	2 0%	8 72%	10 58%
	Take-outs	2 25%	2 13%	4 19%
	Total	4 13%	10 60%	14 46%
3 JAASKELAINEN Yrjo Tapani	Draws	0 -	5 40%	5 40%
	Take-outs	6 50%	3 50%	9 50%
	Total	6 50%	8 44%	14 46%
2 LEPPANEN Vesa	Draws	7 25%	2 25%	9 25%
	Take-outs	3 42%	2 25%	5 35%
	Total	10 30%	4 25%	14 29%
1 KARJALAINEN Sari	Draws	8 44%	5 70%	13 54%
	Take-outs	1 100%	0 -	1 100%
	Total	9 50%	5 70%	14 57%
A SAROSALO Riitta	Draws	0 -	0 -	0 -
	Take-outs	0 -	0 -	0 -
	Total	0 -	0 -	0 -
Team	Draws	17 31%	20 59%	37 46%
	Take-outs	12 48%	7 32%	19 42%
	Total	29 38%	27 52%	56 45%

Note:

Position and function for each team member:

4 = Fourth, 3 = Third, 2 = Second, 1 = Lead, A = Alternate, S = Skip, V = Vice-Skip

Legend:

⌚ Clockwise

⌚ Counter-clockwise

F Female

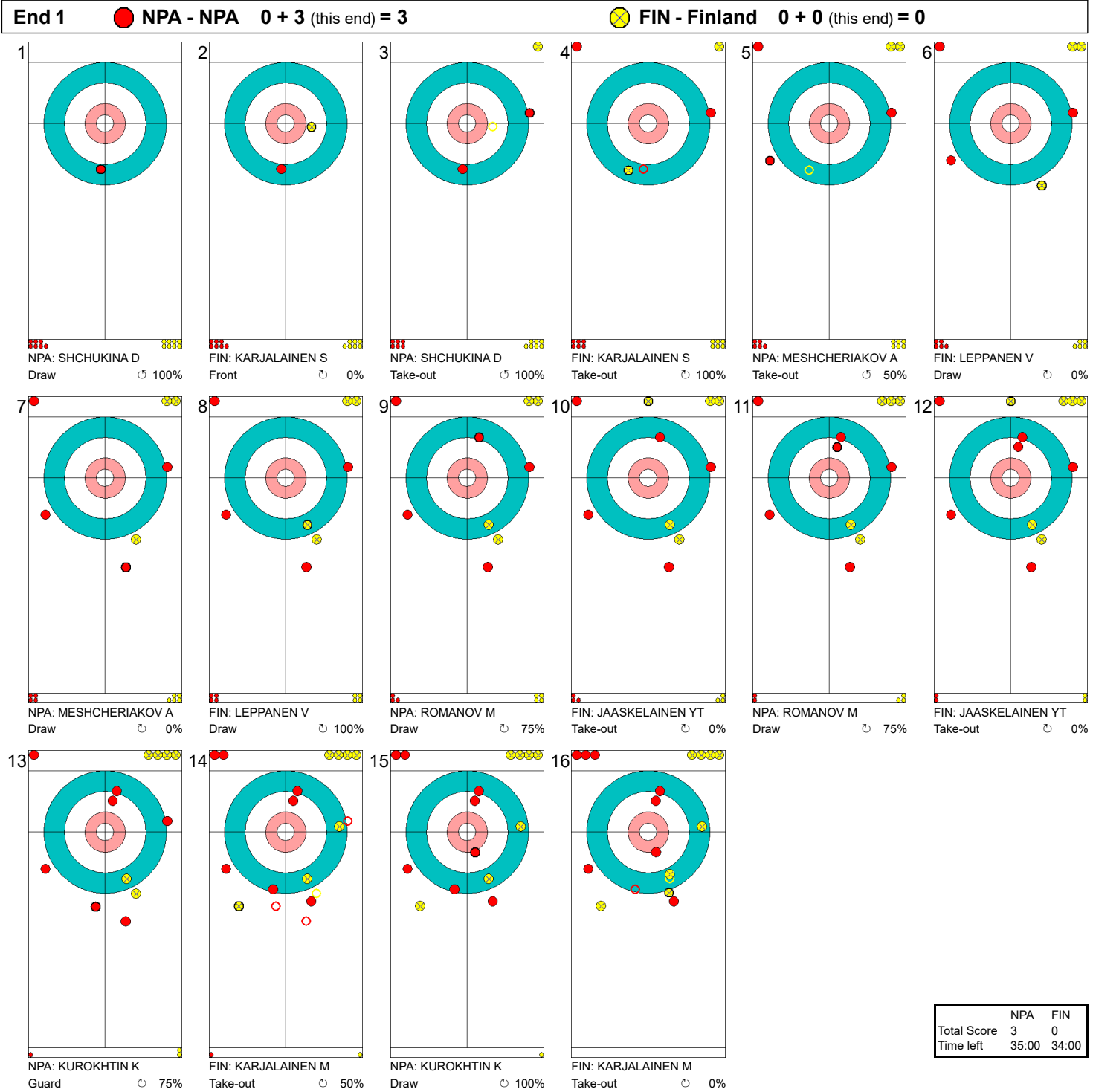
LSFE(*) Last Stone First End

M Male

X Unplayed/unfinished end due to concession



Game - Shot by Shot
 게임-각각의 샷

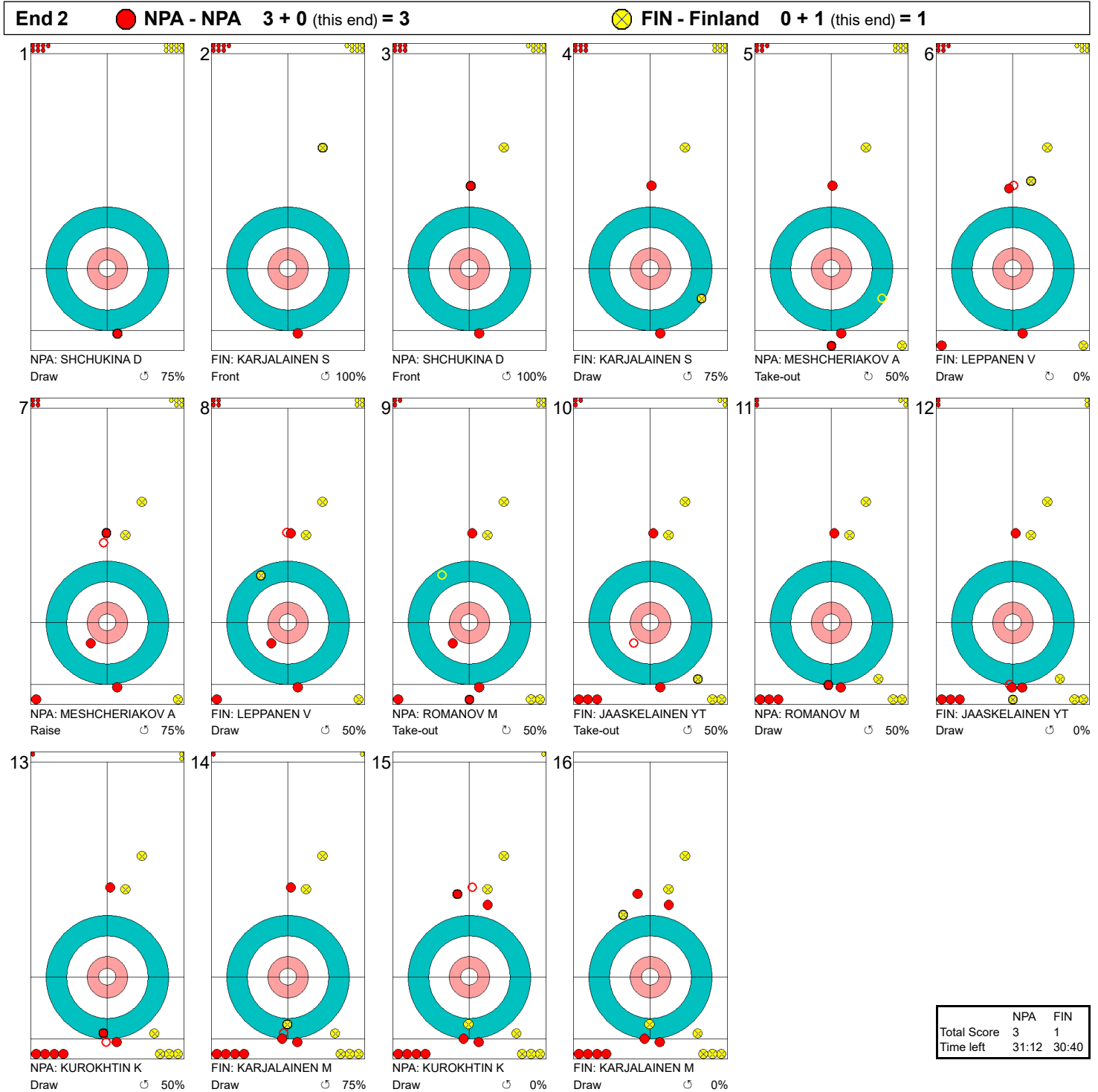


	NPA	FIN
Total Score	3	0
Time left	35:00	34:00

Legend:
 ↻ Clockwise ↺ Counter-clockwise - Not considered



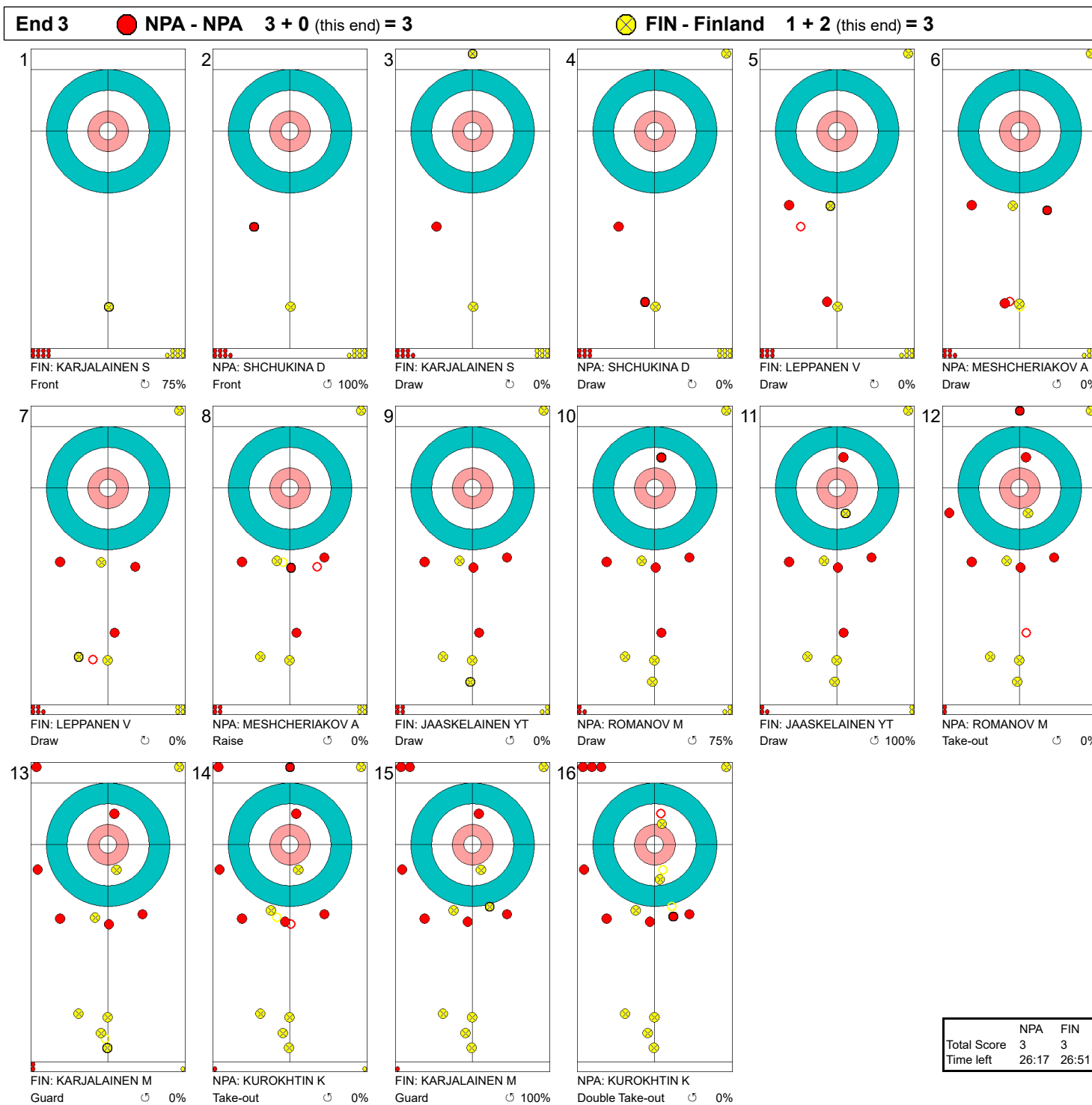
Game - Shot by Shot
게임-각각의 샷



Legend:
 ↻ Clockwise ↺ Counter-clockwise - Not considered



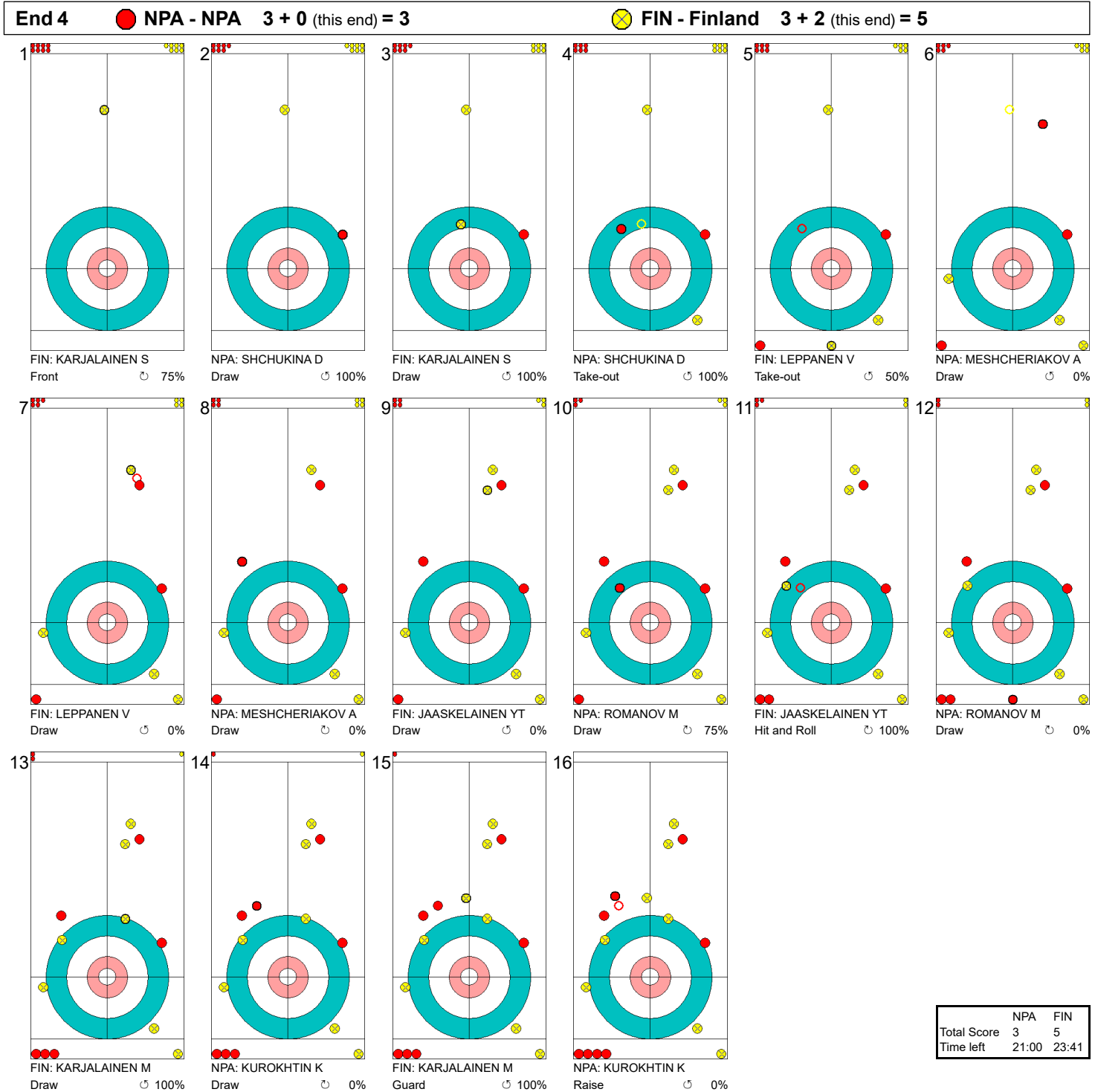
Game - Shot by Shot
 게임-각각의 샷



Legend:
 ↻ Clockwise ↺ Counter-clockwise - Not considered



Game - Shot by Shot
게임-각각의 샷

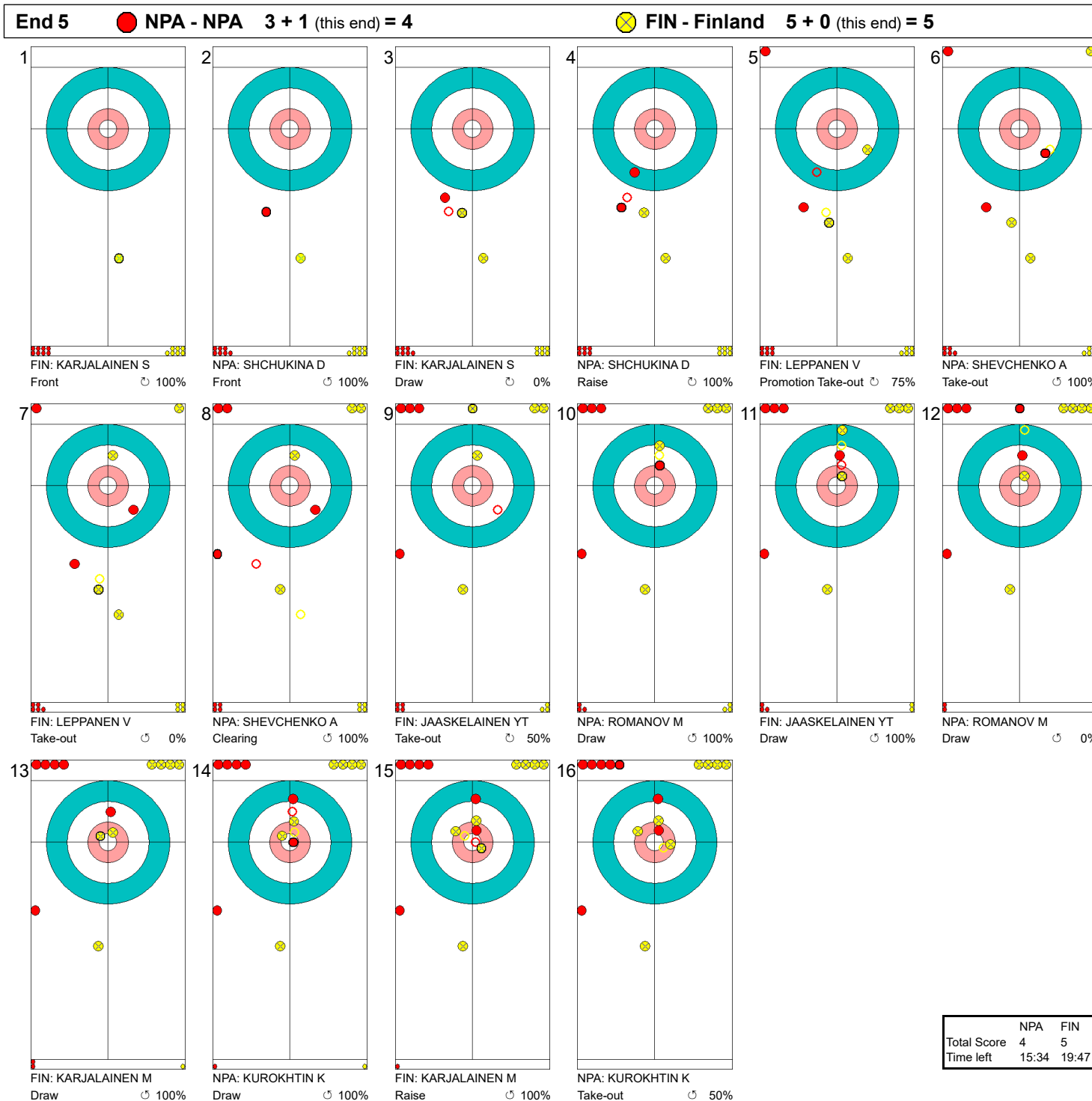


Legend:
 ↻ Clockwise ↺ Counter-clockwise - Not considered



Game - Shot by Shot

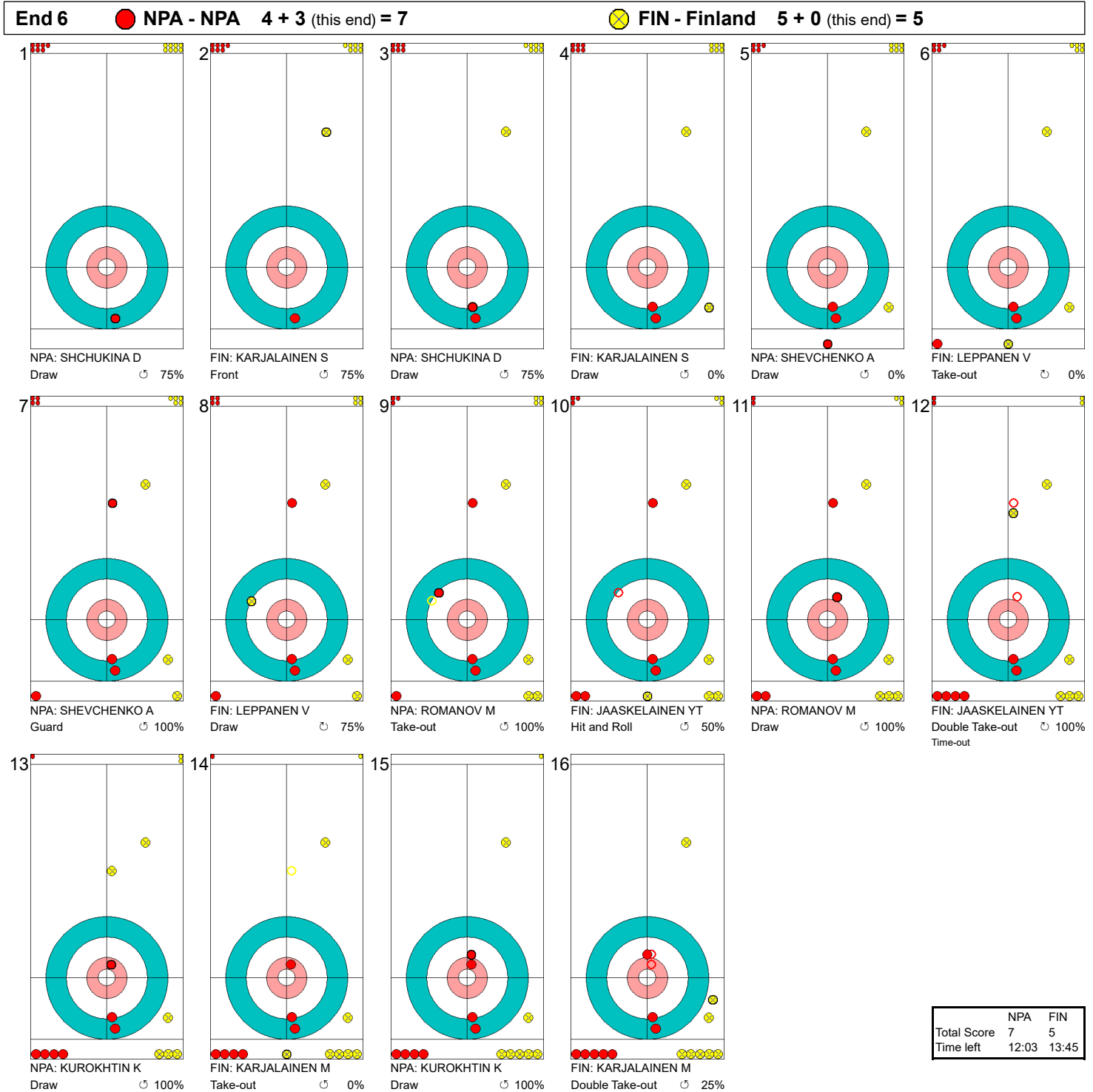
게임-각각의 샷



Legend:
 ↻ Clockwise ↺ Counter-clockwise - Not considered



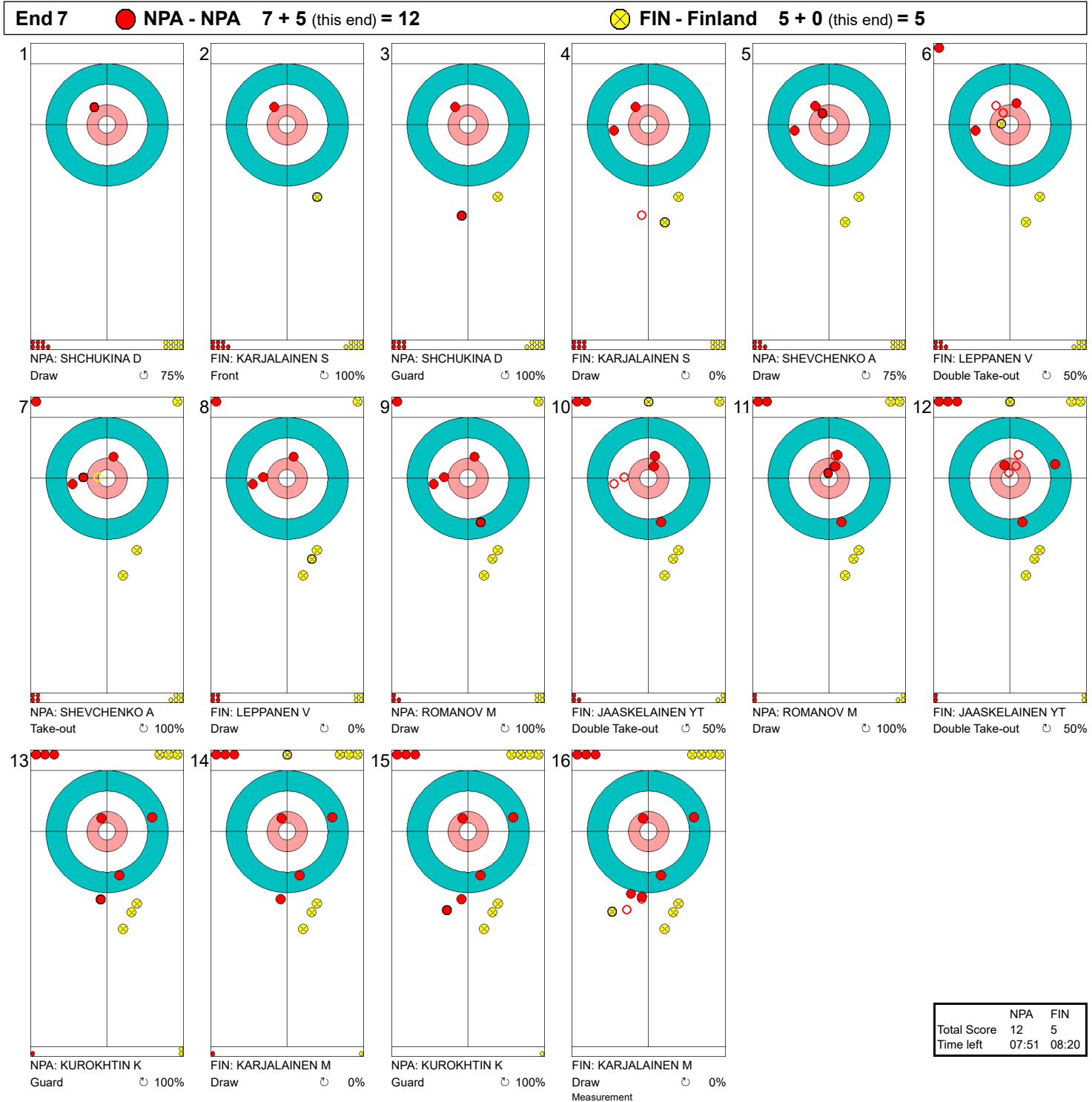
Game - Shot by Shot
게임-각각의 샷



Legend:
 ↻ Clockwise ↺ Counter-clockwise - Not considered



Game - Shot by Shot
 게임-각각의 샷



Legend:
 ↻ Clockwise ↺ Counter-clockwise - Not considered



Game Results

대회 경기결과

Sheet	Game	Team	LSFE	1	2	3	4	5	6	7	8	Extra Ends	Total
B	3	NOR - Norway	*	0	1	0	0	0	0	X	X		1
	2	CHN - People's Republic of China		2	0	2	2	2	2	X	X		10

NOR - Norway			Shot Success	
			Game	All
4 S	LORENTSEN Rune	M	29%	31%
3 V	STORDAHL Jostein	M	42%	52%
2	SYVERSEN Ole Fredrik	M	54%	53%
1	LOECHEN Sissel	F	69%	62%
A	IVERSEN Rikke	F	-	-
Team Total			48%	50%

CHN - People's Republic of China			Shot Success	
			Game	All
4 S	WANG Haitao	M	56%	55%
3 V	CHEN Jianxin	M	46%	57%
2	LIU Wei	M	65%	61%
1	WANG Meng	F	63%	72%
A	ZHANG Qiang	M	-	-
Team Total			57%	61%

Last Stone Draw		Distance
↻	LOECHEN Sissel	7.2cm
↺	LORENTSEN Rune	105.3cm
Total		112.5cm

Time remaining: 9 minutes 26 seconds
Time-out: End 5 - NOR stone 8

Last Stone Draw		Distance
↻	WANG Meng	10.2cm
↺	CHEN Jianxin	105.1cm
Total		115.3cm

Time remaining: 10 minutes 19 seconds

Shot Success Analysis

NOR - Norway		↻	↺	Game	
4	LORENTSEN Rune	Draws	2 50%	5 15%	7 25%
		Take-outs	4 31%	1 50%	5 35%
		Total	6 38%	6 21%	12 29%
3	STORDAHL Jostein	Draws	2 0%	3 33%	5 20%
		Take-outs	3 67%	4 50%	7 57%
		Total	5 40%	7 43%	12 42%
2	SYVERSEN Ole Fredrik	Draws	3 33%	7 50%	10 45%
		Take-outs	2 100%	0 -	2 100%
		Total	5 60%	7 50%	12 54%
1	LOECHEN Sissel	Draws	5 80%	7 61%	12 69%
		Take-outs	0 -	0 -	0 -
		Total	5 80%	7 61%	12 69%
A	IVERSEN Rikke	Draws	0 -	0 -	0 -
		Take-outs	0 -	0 -	0 -
		Total	0 -	0 -	0 -
Team		Draws	12 50%	22 43%	34 46%
		Take-outs	9 58%	5 50%	14 55%
		Total	21 54%	27 44%	48 48%

CHN - People's Republic of China		↻	↺	Game	
4	WANG Haitao	Draws	2 75%	5 35%	7 46%
		Take-outs	3 67%	2 75%	5 70%
		Total	5 70%	7 46%	12 56%
3	CHEN Jianxin	Draws	2 38%	2 38%	4 38%
		Take-outs	3 50%	5 50%	8 50%
		Total	5 45%	7 46%	12 46%
2	LIU Wei	Draws	2 50%	3 25%	5 35%
		Take-outs	2 100%	5 80%	7 86%
		Total	4 75%	8 59%	12 65%
1	WANG Meng	Draws	11 59%	0 -	11 59%
		Take-outs	1 100%	0 -	1 100%
		Total	12 63%	0 -	12 63%
A	ZHANG Qiang	Draws	0 -	0 -	0 -
		Take-outs	0 -	0 -	0 -
		Total	0 -	0 -	0 -
Team		Draws	17 57%	10 33%	27 48%
		Take-outs	9 72%	12 67%	21 69%
		Total	26 63%	22 51%	48 57%

Note:
Position and function for each team member:
4 = Fourth, 3 = Third, 2 = Second, 1 = Lead, A = Alternate, S = Skip, V = Vice-Skip

Legend:
↻ Clockwise ↺ Counter-clockwise F Female
LSFE(*) Last Stone First End M Male X Unplayed/unfinished end due to concession



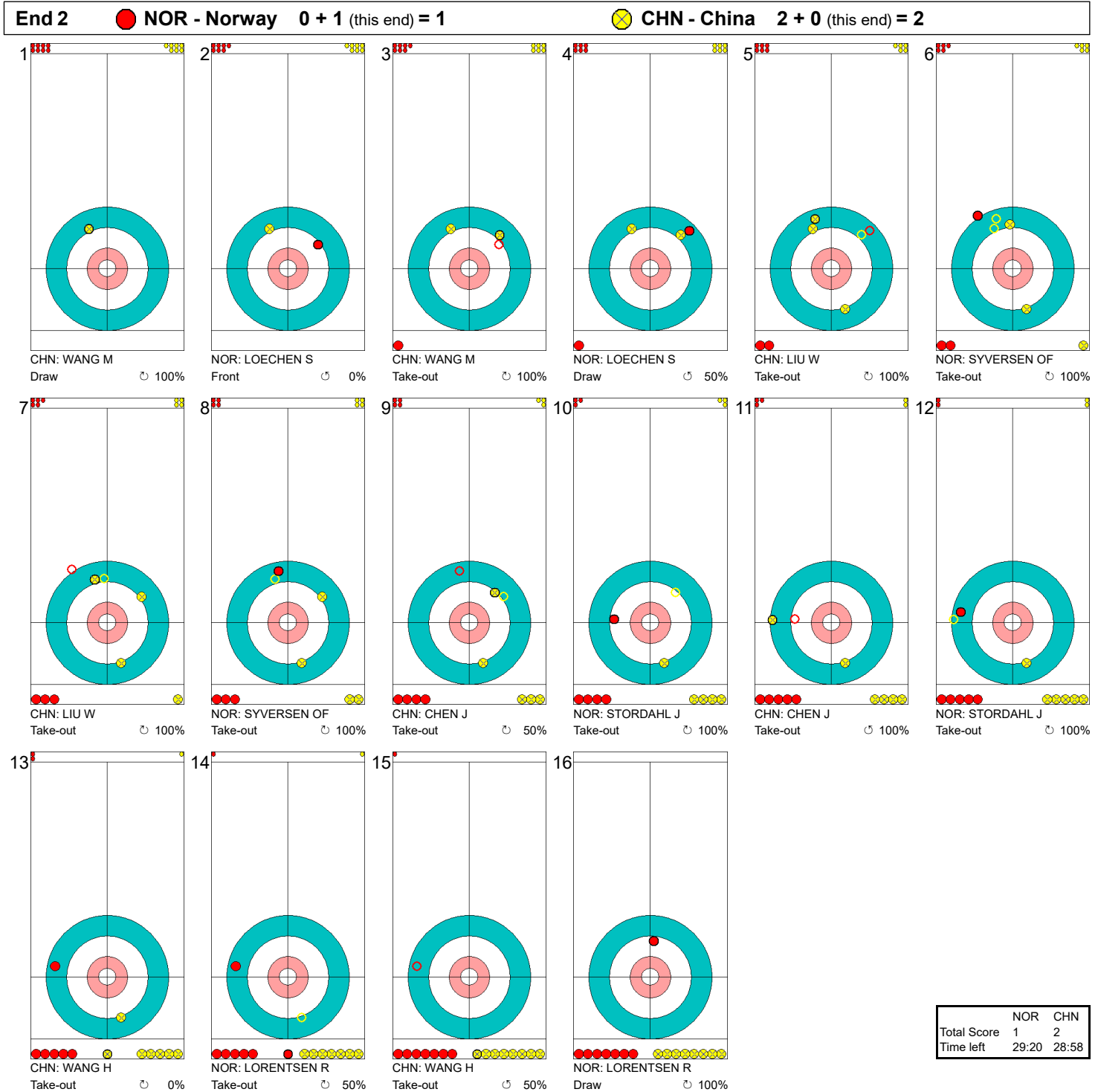
Game - Shot by Shot
게임-각각의 샷



Legend:
 ↻ Clockwise ↺ Counter-clockwise - Not considered



Game - Shot by Shot
게임-각각의 샷



Legend:
 ↻ Clockwise ↺ Counter-clockwise - Not considered



Game - Shot by Shot

게임-각각의 샷

End 3 **NOR - Norway** 1 + 0 (this end) = 1

CHN - China 2 + 2 (this end) = 4

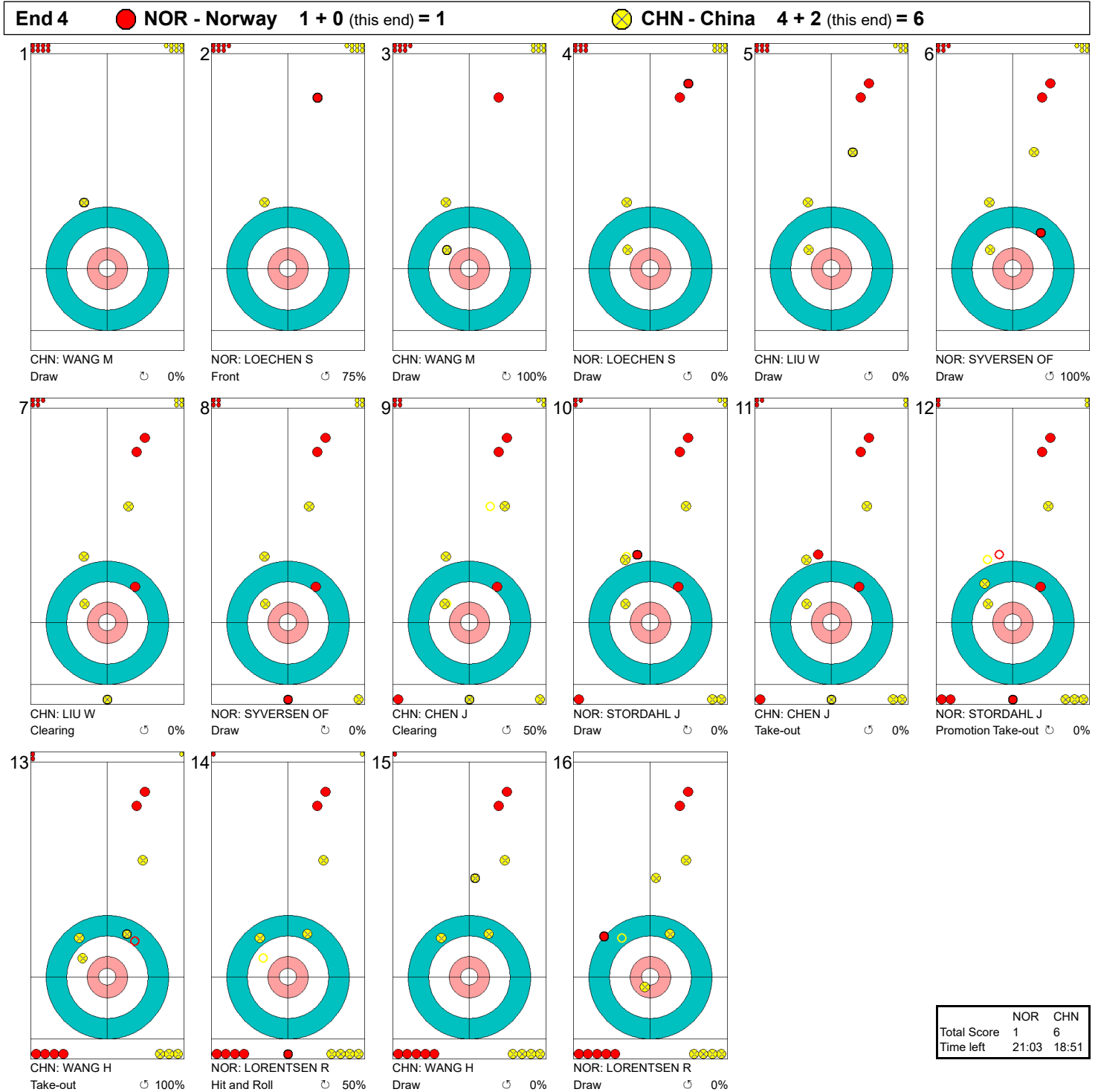


	NOR	CHN
Total Score	1	4
Time left	25:23	23:52

Legend:		
↻	Clockwise	
↺	Counter-clockwise	
-	Not considered	



Game - Shot by Shot
게임-각각의 샷

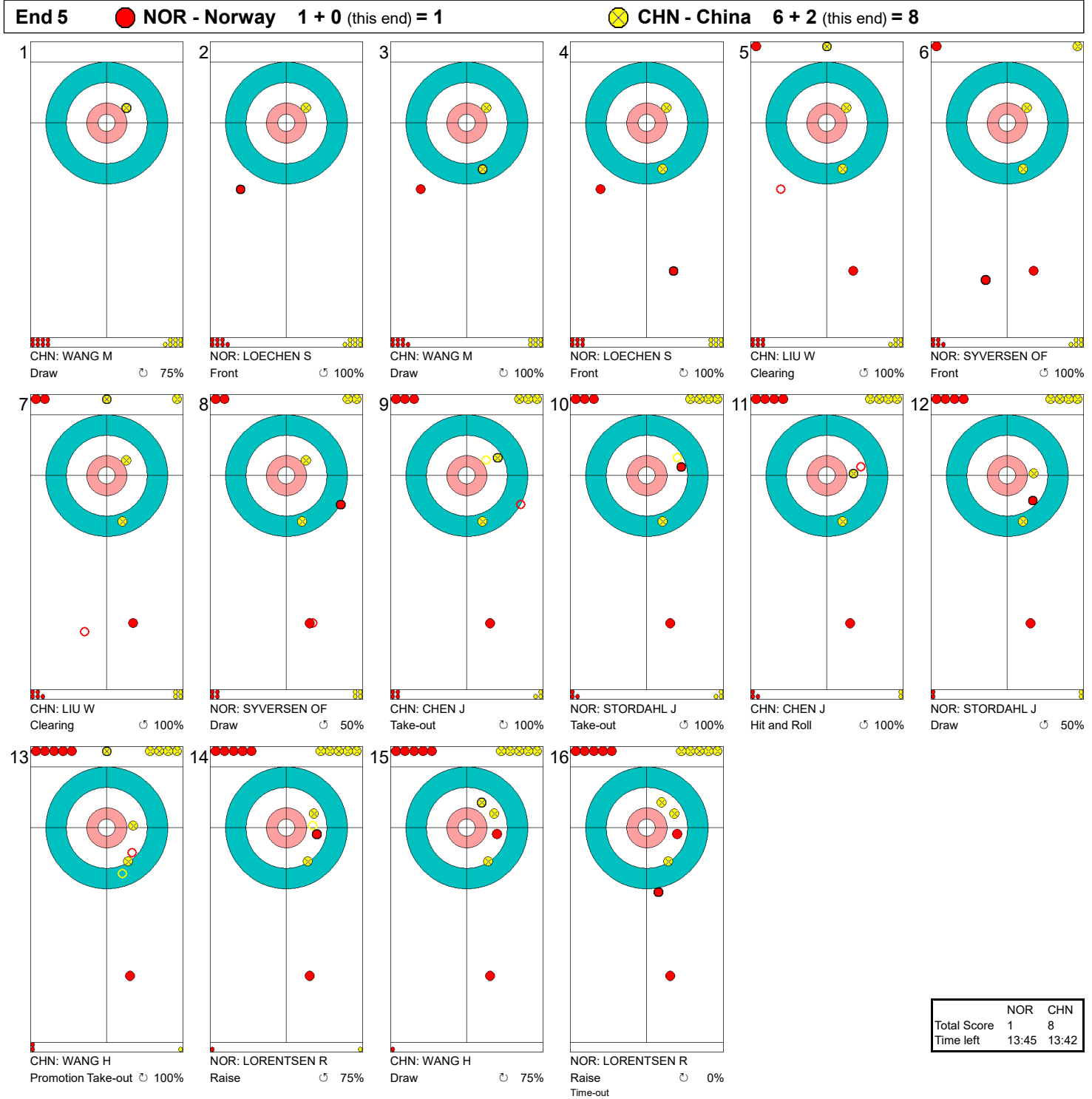


Legend:
 ↻ Clockwise ↺ Counter-clockwise - Not considered



Game - Shot by Shot

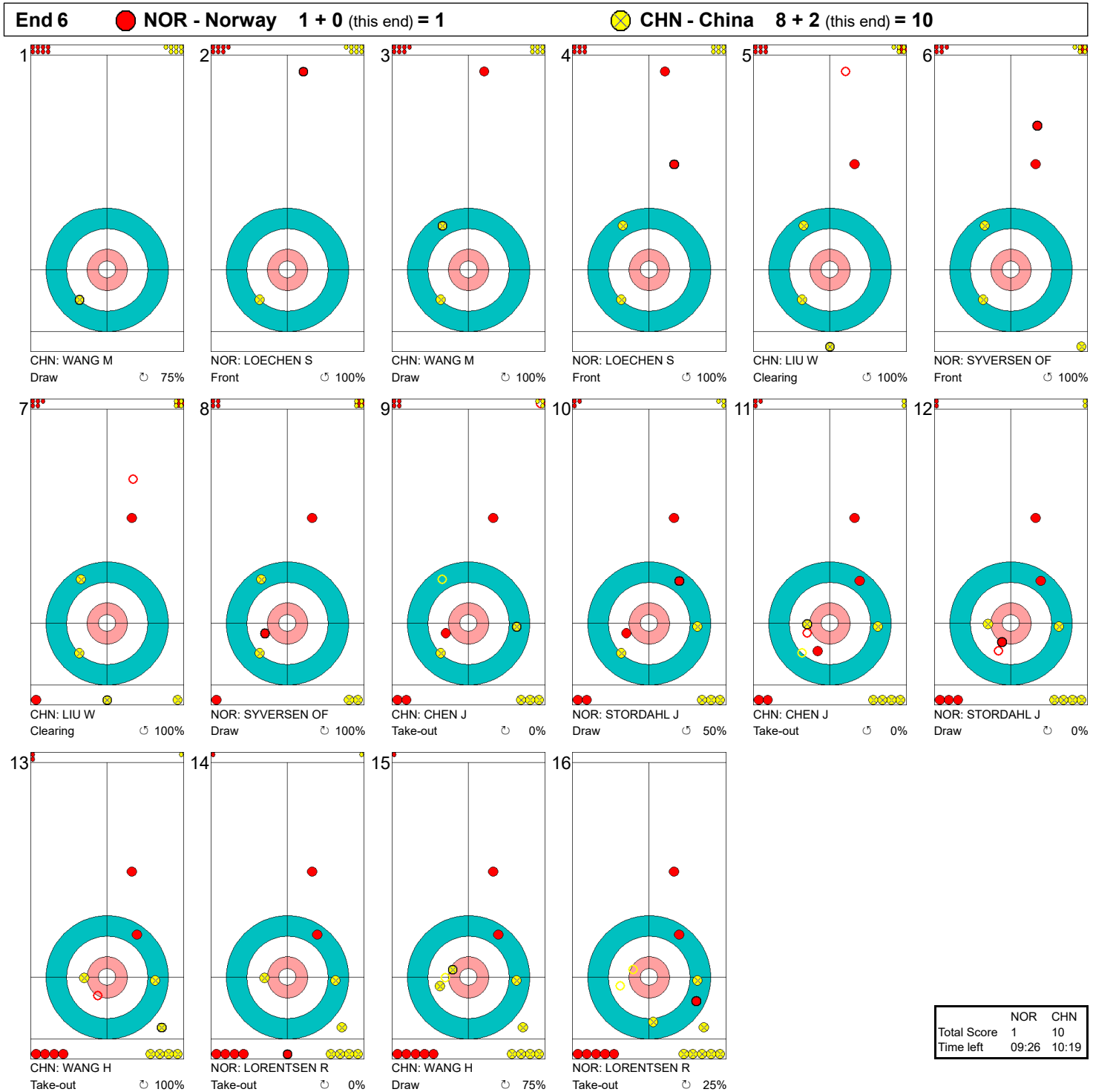
게임-각각의 샷



Legend:
↻ Clockwise ↺ Counter-clockwise - Not considered



Game - Shot by Shot
게임-각각의 샷



Legend:
 ↻ Clockwise ↻ Counter-clockwise - Not considered



Game Results

대회 경기결과

Sheet	Game	Team	LSFE	1	2	3	4	5	6	7	8	Extra Ends	Total
C	3	CAN - Canada	*	0	0	4	1	1	0	0	2		8
	2	SWE - Sweden		1	3	0	0	0	0	0	0		4

CAN - Canada			Shot Success	
			Game	All
4 S	IDESON Mark	M	69%	70%
3 V	FORREST Ina	F	55%	67%
2	THIESSEN Dennis	M	66%	61%
1	WRIGHT Marie	F	67%	66%
A	ANSEEUW Jamie	M	-	-
Team Total			64%	66%

SWE - Sweden			Shot Success	
			Game	All
4 S	PETTERSSON DAHL Viljo	M	42%	42%
3	PERSSON Ronny	M	55%	46%
2	ENGBORG Mats Ola	M	58%	62%
1 V	ULANDER Kicki	F	58%	70%
A	REPPE Zandra	F	-	-
Team Total			53%	55%

Last Stone Draw		Distance
⌚	FORREST Ina	98.0cm
⌚	IDESON Mark	50.9cm
Total		148.9cm

Time remaining: 0 minutes 39 seconds

Time-out: End 5 - CAN stone 6

Last Stone Draw		Distance
⌚	ULANDER Kicki	121.7cm
⌚	ENGBORG Mats Ola	110.0cm
Total		231.7cm

Time remaining: 0 minutes 50 seconds

Time-out: End 8 - SWE stone 7

Shot Success Analysis

CAN - Canada		⌚	⌚	Game
4	IDESON Mark	Draws 8 56%	3 92%	11 66%
		Take-outs 3 75%	2 75%	5 75%
		Total 11 61%	5 85%	16 69%
3	FORREST Ina	Draws 5 45%	2 50%	7 46%
		Take-outs 2 100%	7 50%	9 61%
		Total 7 61%	9 50%	16 55%
2	THIESSEN Dennis	Draws 5 50%	3 33%	8 44%
		Take-outs 4 88%	4 88%	8 88%
		Total 9 67%	7 64%	16 66%
1	WRIGHT Marie	Draws 12 71%	0 -	12 71%
		Take-outs 2 63%	2 50%	4 56%
		Total 14 70%	2 50%	16 67%
A	ANSEEUW Jamie	Draws 0 -	0 -	0 -
		Take-outs 0 -	0 -	0 -
		Total 0 -	0 -	0 -
Team		Draws 30 59%	8 59%	38 59%
		Take-outs 11 82%	15 63%	26 71%
		Total 41 65%	23 62%	64 64%

SWE - Sweden		⌚	⌚	Game
4	PETTERSSON DAHL Viljo	Draws 4 19%	4 44%	8 31%
		Take-outs 6 71%	2 0%	8 53%
		Total 10 50%	6 29%	16 42%
3	PERSSON Ronny	Draws 6 46%	2 0%	8 34%
		Take-outs 7 86%	1 0%	8 75%
		Total 13 67%	3 0%	16 55%
2	ENGBORG Mats Ola	Draws 4 81%	4 44%	8 63%
		Take-outs 4 69%	4 38%	8 53%
		Total 8 75%	8 41%	16 58%
1	ULANDER Kicki	Draws 6 79%	3 25%	9 61%
		Take-outs 5 45%	2 75%	7 54%
		Total 11 64%	5 45%	16 58%
A	REPPE Zandra	Draws 0 -	0 -	0 -
		Take-outs 0 -	0 -	0 -
		Total 0 -	0 -	0 -
Team		Draws 20 58%	13 33%	33 48%
		Take-outs 22 69%	9 33%	31 59%
		Total 42 64%	22 33%	64 53%

Note:

Position and function for each team member:

4 = Fourth, 3 = Third, 2 = Second, 1 = Lead, A = Alternate, S = Skip, V = Vice-Skip

Legend:

⌚ Clockwise

⌚ Counter-clockwise

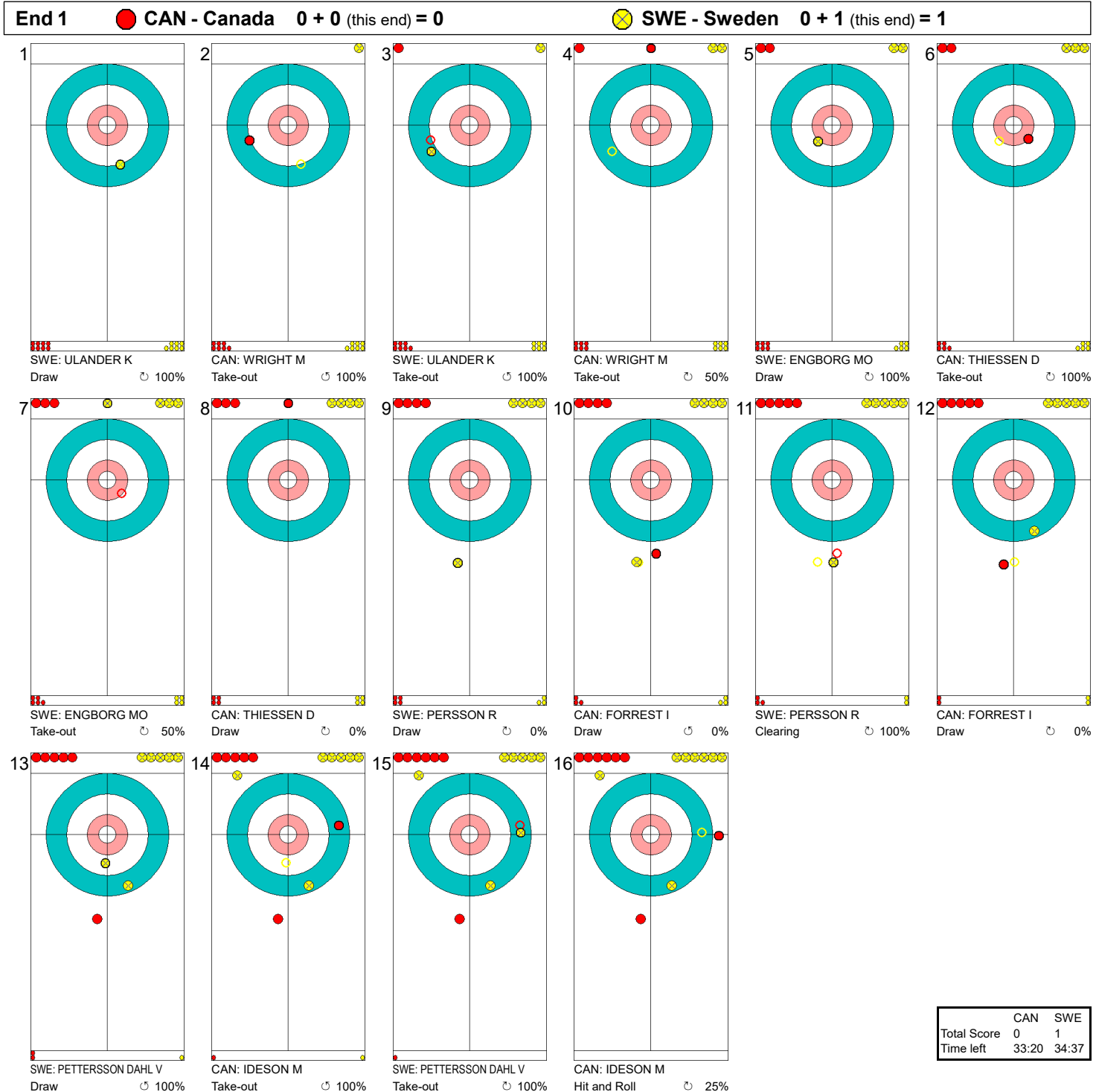
F Female

LSFE(*) Last Stone First End

M Male



Game - Shot by Shot
게임-각각의 샷



Legend:

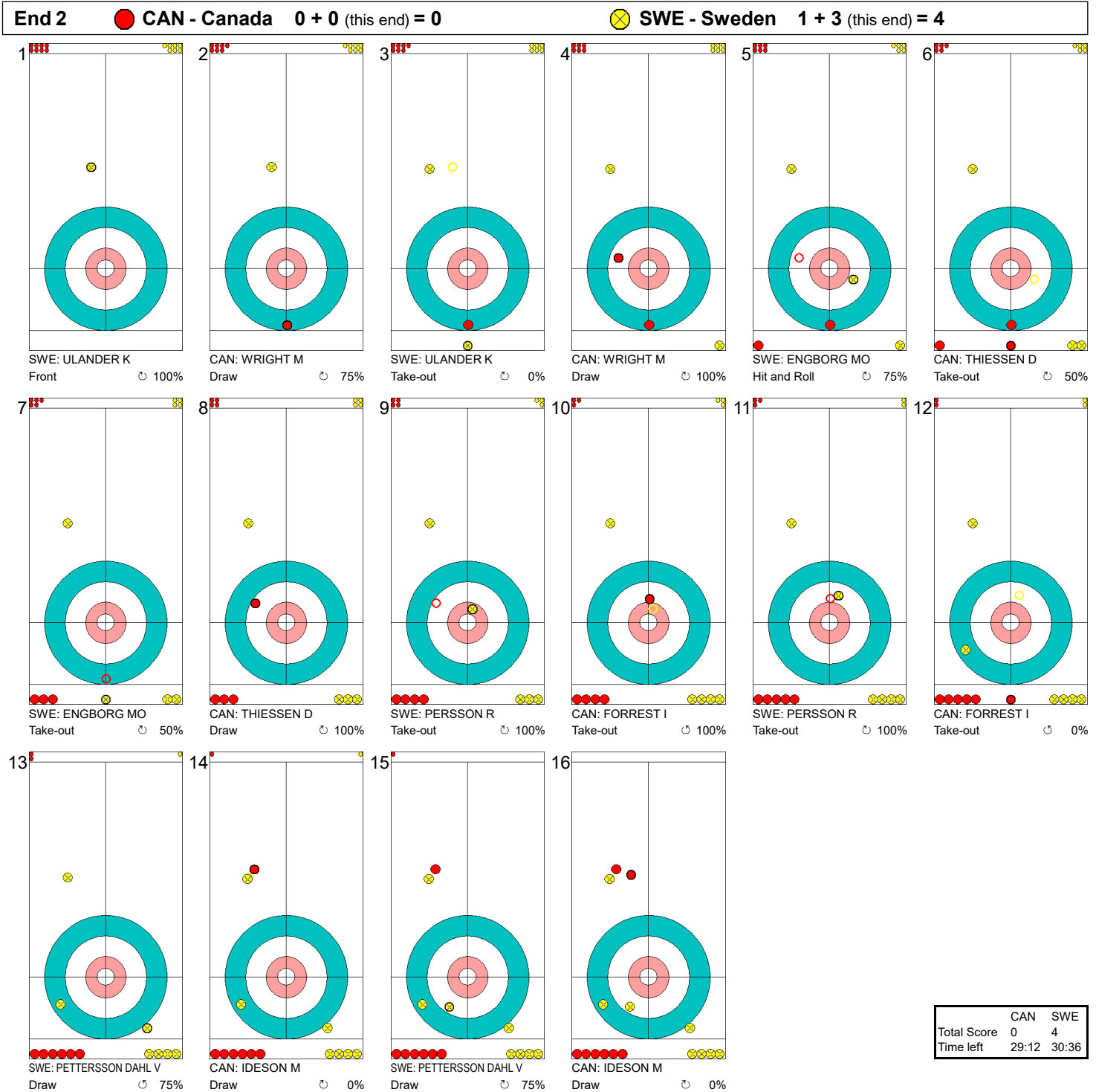
↻ Clockwise

↺ Counter-clockwise

- Not considered



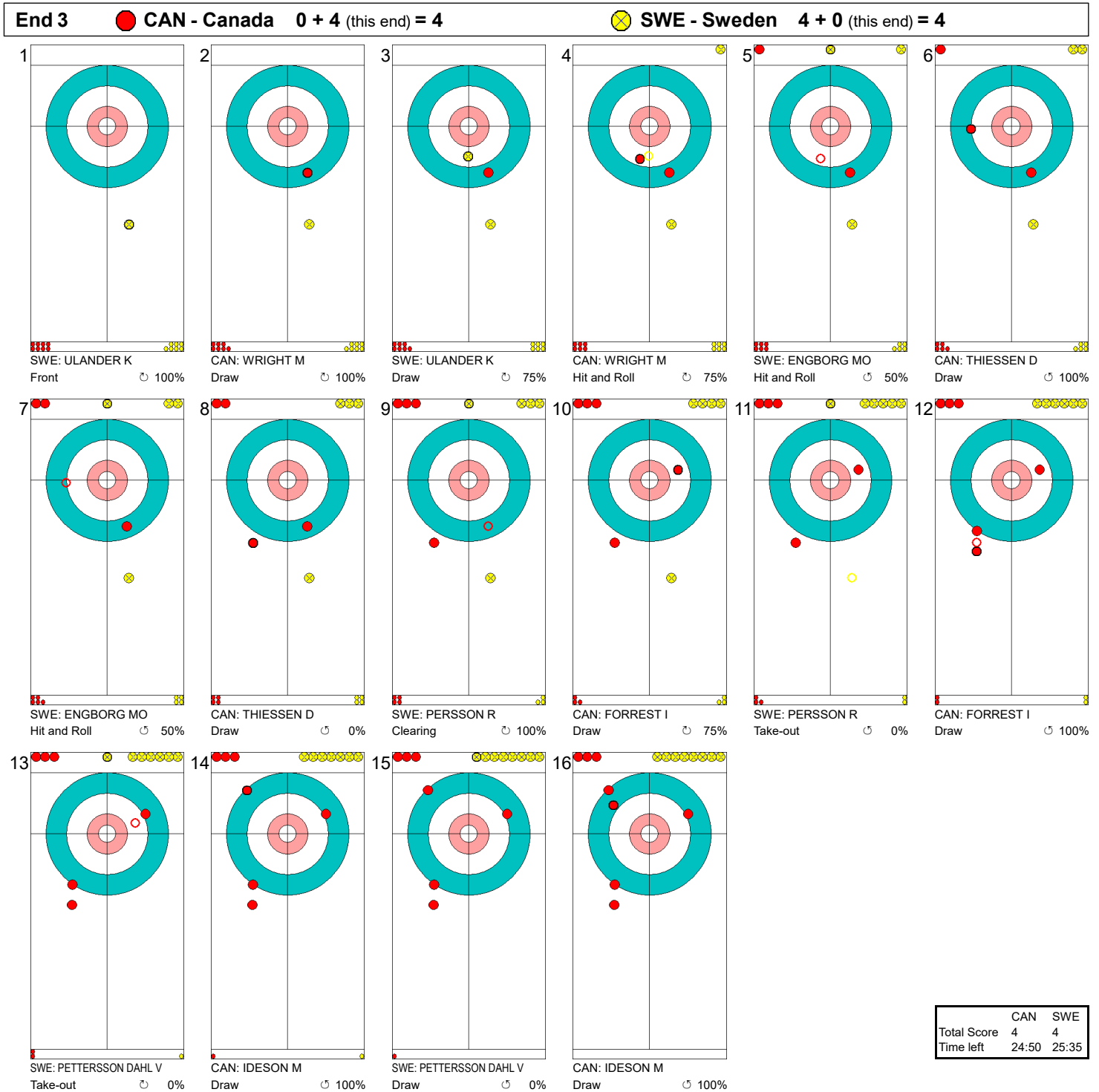
Game - Shot by Shot
게임-각각의 샷



Legend:
 Clockwise
 Counter-clockwise
 - Not considered



Game - Shot by Shot
 게임-각각의 샷



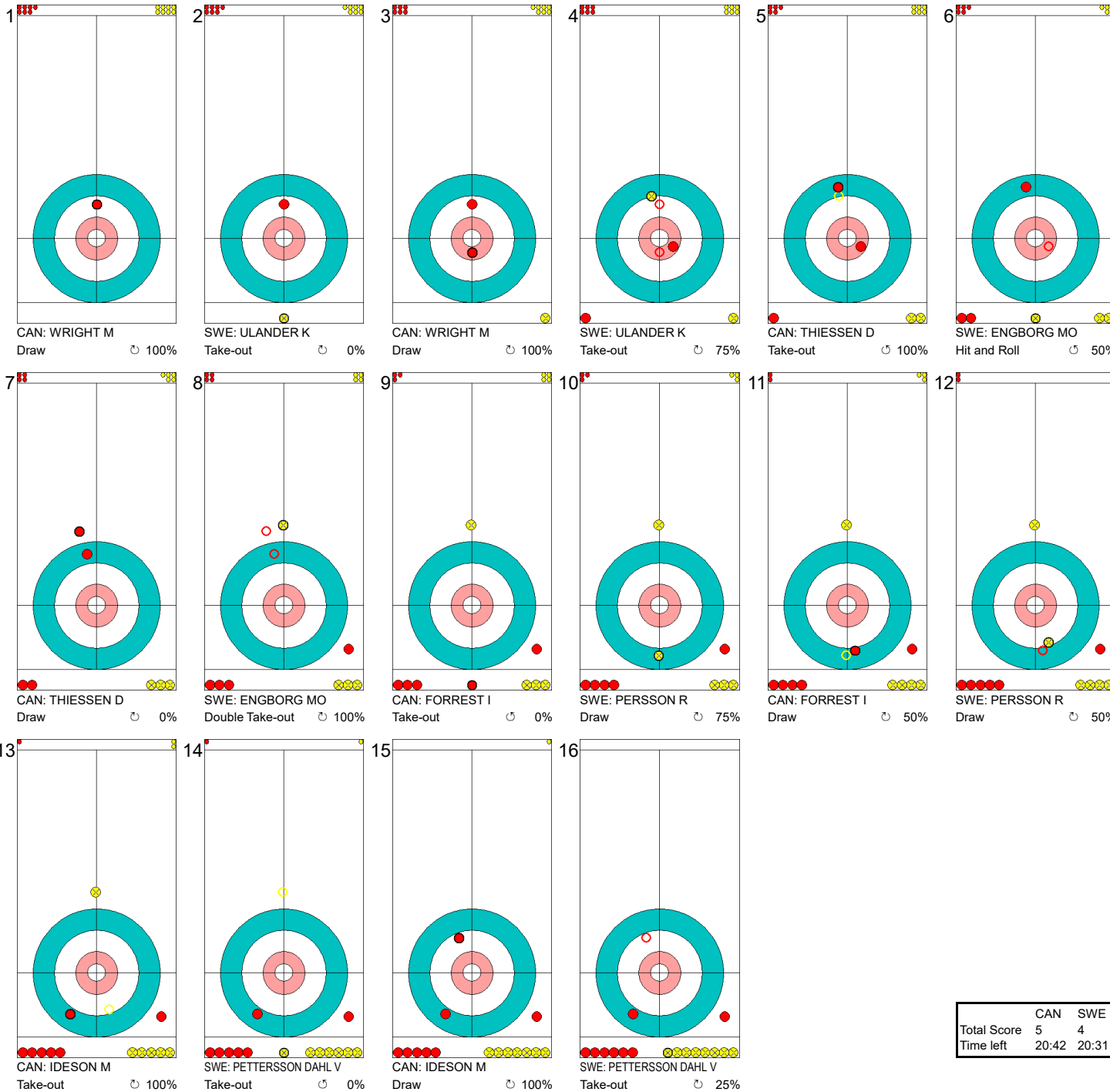
Legend:
 ↻ Clockwise ↺ Counter-clockwise - Not considered





Game - Shot by Shot

게임-각각의 샷

End 4 **CAN - Canada 4 + 1 (this end) = 5** **SWE - Sweden 4 + 0 (this end) = 4**

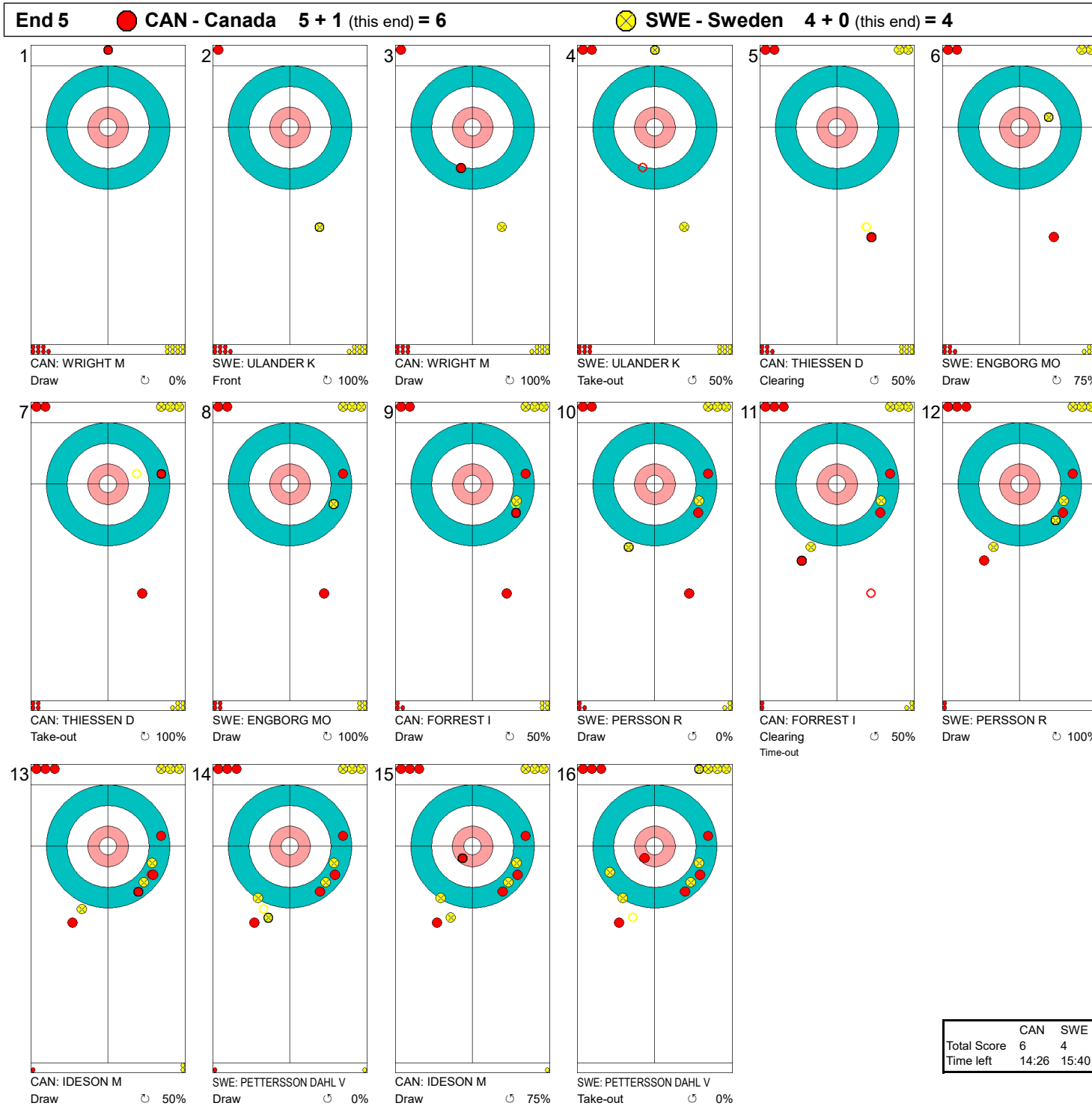


	CAN	SWE
Total Score	5	4
Time left	20:42	20:31

Legend:
 Clockwise
  Counter-clockwise
 - Not considered




Game - Shot by Shot
게임-각각의 샷



Legend:
 ↻ Clockwise ↺ Counter-clockwise - Not considered



Game - Shot by Shot
게임-각각의 샷

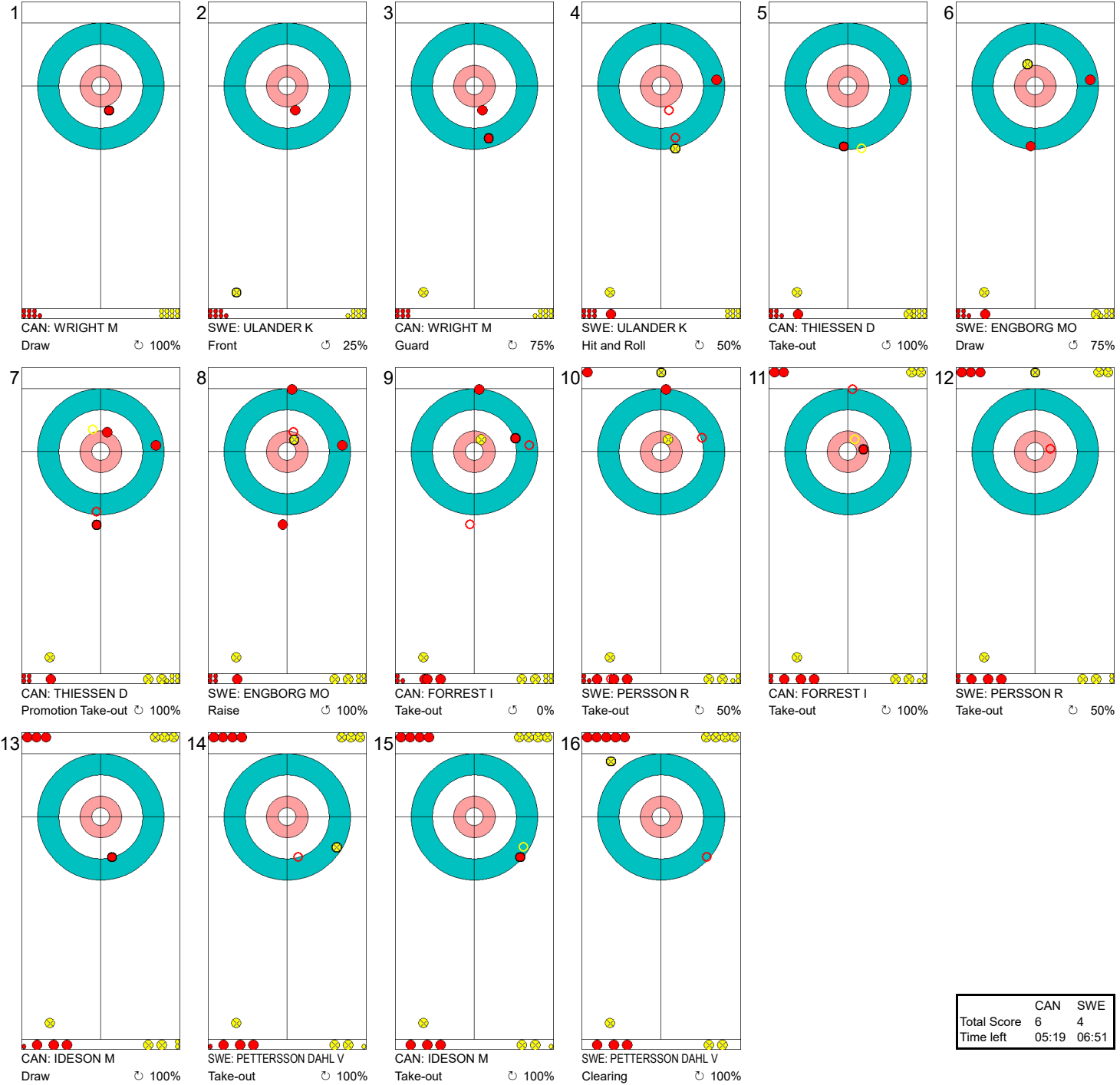


Legend:
 ↻ Clockwise ↺ Counter-clockwise - Not considered



Game - Shot by Shot
게임-각각의 샷

End 7 ● CAN - Canada 6 + 0 (this end) = 6 ☒ SWE - Sweden 4 + 0 (this end) = 4



	CAN	SWE
Total Score	6	4
Time left	05:19	06:51

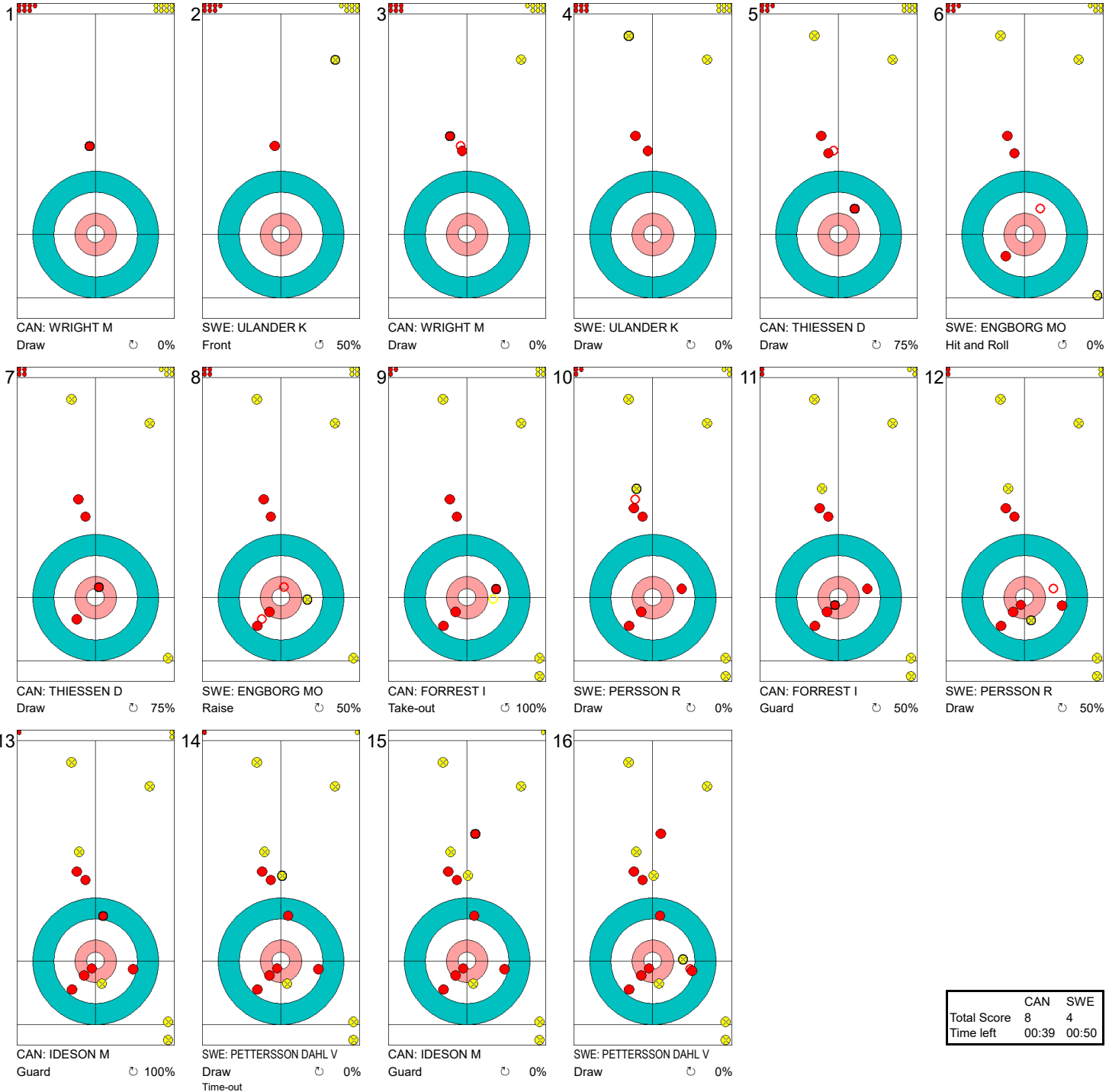
Legend:
 ↻ Clockwise ↺ Counter-clockwise - Not considered



Game - Shot by Shot

 게임-각각의 샷

End 8 ● **CAN - Canada** 6 + 2 (this end) = 8 ● **SWE - Sweden** 4 + 0 (this end) = 4



	CAN	SWE
Total Score	8	4
Time left	00:39	00:50

Legend:

 ↻ Clockwise ↺ Counter-clockwise - Not considered



Game Results
 대회 경기결과

Sheet	Game	Team	LSFE	1	2	3	4	5	6	7	8	Extra Ends	Total
D	2	SVK - Slovakia		2	0	2	0	0	1	0	0		5
	3	KOR - Republic of Korea	*	0	3	0	1	0	0	1	2		7

SVK - Slovakia			Shot Success	Game	All
4	PITONAK Dusan	M	62%	60%	
3	S DURIS Radoslav	M	50%	52%	
2	ZATKO Peter	M	61%	61%	
1	V KUNKELOVA Monika	F	53%	56%	
A	LYOCSA Imrich	M	-	48%	
Team Total			56%	56%	

KOR - Republic of Korea			Shot Success	Game	All
4	V CHA Jaegoan	M	73%	64%	
3	JUNG Seungwon	M	75%	68%	
2	S SEO Soonseok	M	63%	58%	
1	BANG Min-Ja	F	69%	66%	
A	LEE Dongha	M	-	65%	
Team Total			70%	64%	

Last Stone Draw Distance

⌚ KUNKELOVA Monika	121.3cm
⌚ DURIS Radoslav	115.9cm
Total	237.2cm

Time remaining: 10 minutes 7 seconds
 Time-out: End 8 - SVK stone 3

Last Stone Draw Distance

⌚ SEO Soonseok	82.4cm
⌚ BANG Min-Ja	55.2cm
Total	137.6cm

Time remaining: 1 minute 22 seconds
 Time-out: End 8 - KOR stone 6

Shot Success Analysis

SVK - Slovakia		⌚	⌚	Game
4 PITONAK Dusan	Draws	4 75%	4 88%	8 81%
	Take-outs	6 33%	1 75%	7 39%
	Total	10 50%	5 85%	15 62%
3 DURIS Radoslav	Draws	2 25%	4 56%	6 46%
	Take-outs	8 59%	2 25%	10 53%
	Total	10 53%	6 46%	16 50%
2 ZATKO Peter	Draws	4 38%	4 50%	8 44%
	Take-outs	6 71%	2 100%	8 78%
	Total	10 58%	6 67%	16 61%
1 KUNKELOVA Monika	Draws	10 65%	2 0%	12 54%
	Take-outs	3 50%	1 50%	4 50%
	Total	13 62%	3 17%	16 53%
A LYOCSA Imrich	Draws	0 -	0 -	0 -
	Take-outs	0 -	0 -	0 -
	Total	0 -	0 -	0 -
Team	Draws	20 58%	14 55%	34 57%
	Take-outs	23 54%	6 63%	29 56%
	Total	43 56%	20 58%	63 56%

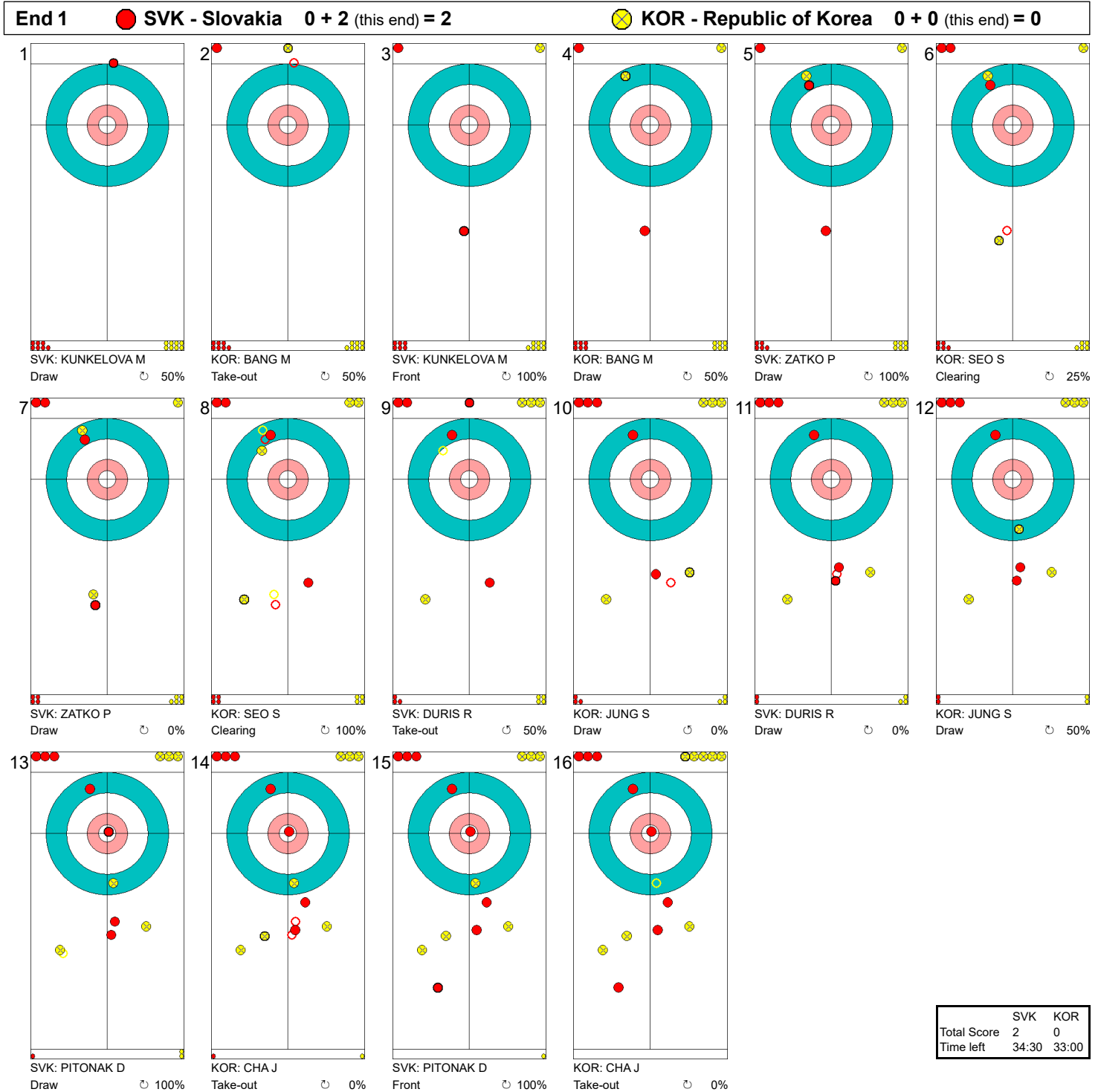
KOR - Republic of Korea		⌚	⌚	Game
4 CHA Jaegoan	Draws	3 92%	5 90%	8 91%
	Take-outs	5 50%	3 67%	8 56%
	Total	8 66%	8 81%	16 73%
3 JUNG Seungwon	Draws	7 68%	3 58%	10 65%
	Take-outs	6 92%	0 -	6 92%
	Total	13 79%	3 58%	16 75%
2 SEO Soonseok	Draws	3 58%	3 42%	6 50%
	Take-outs	7 82%	3 42%	10 70%
	Total	10 75%	6 42%	16 63%
1 BANG Min-Ja	Draws	8 66%	5 75%	13 69%
	Take-outs	3 67%	0 -	3 67%
	Total	11 66%	5 75%	16 69%
A LEE Dongha	Draws	0 -	0 -	0 -
	Take-outs	0 -	0 -	0 -
	Total	0 -	0 -	0 -
Team	Draws	21 69%	16 70%	37 70%
	Take-outs	21 75%	6 54%	27 70%
	Total	42 72%	22 66%	64 70%

Note:
 Position and function for each team member:
4 = Fourth, 3 = Third, 2 = Second, 1 = Lead, A = Alternate, S = Skip, V = Vice-Skip

Legend:
 ⌚ Clockwise ⌚ Counter-clockwise F Female
LSFE(*) Last Stone First End M Male




Game - Shot by Shot
게임-각각의 샷



Legend: ↻ Clockwise ↺ Counter-clockwise - Not considered



Game - Shot by Shot
게임-각각의 샷

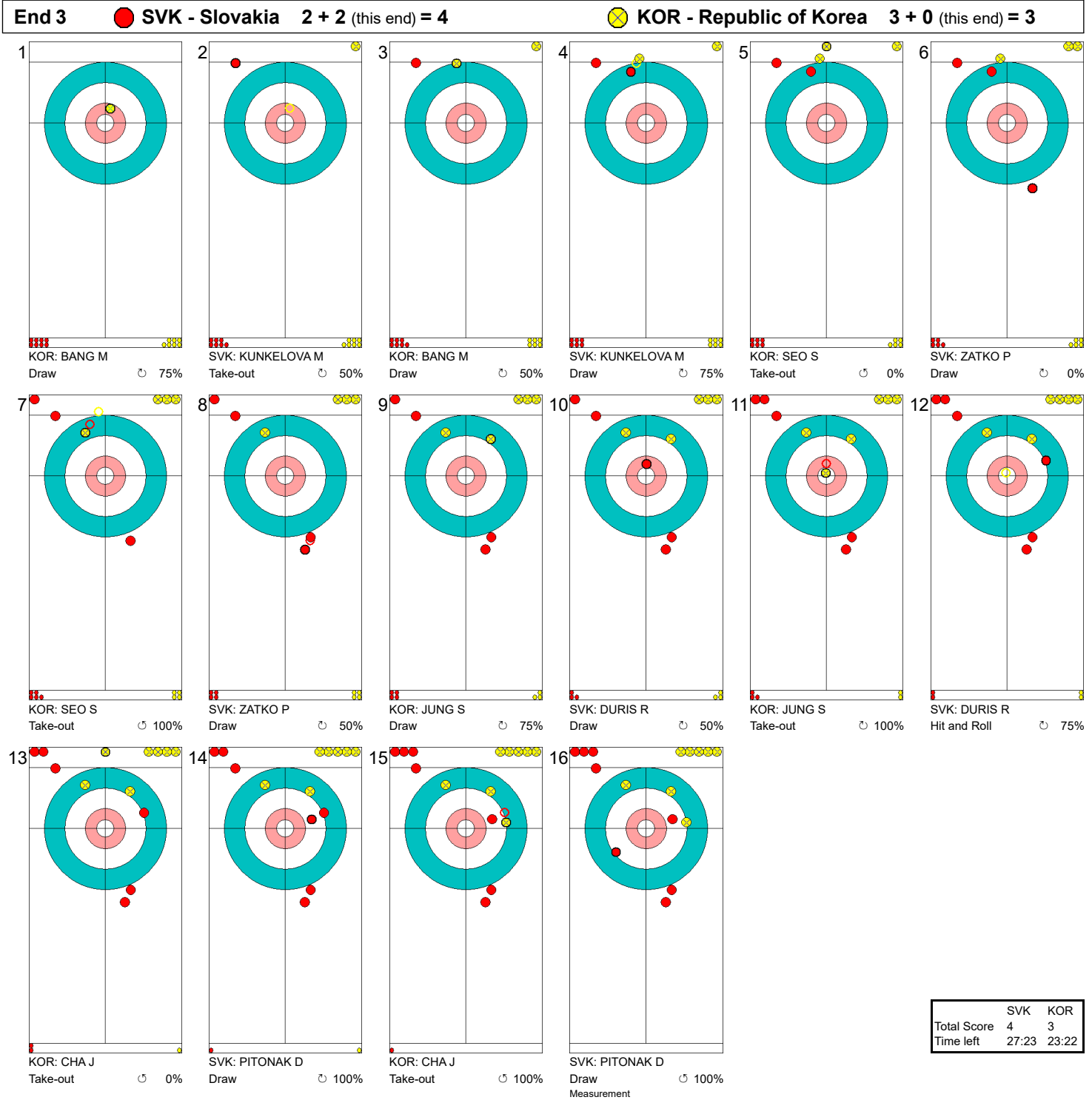


Legend:
 ↻ Clockwise ↺ Counter-clockwise - Not considered



Game - Shot by Shot

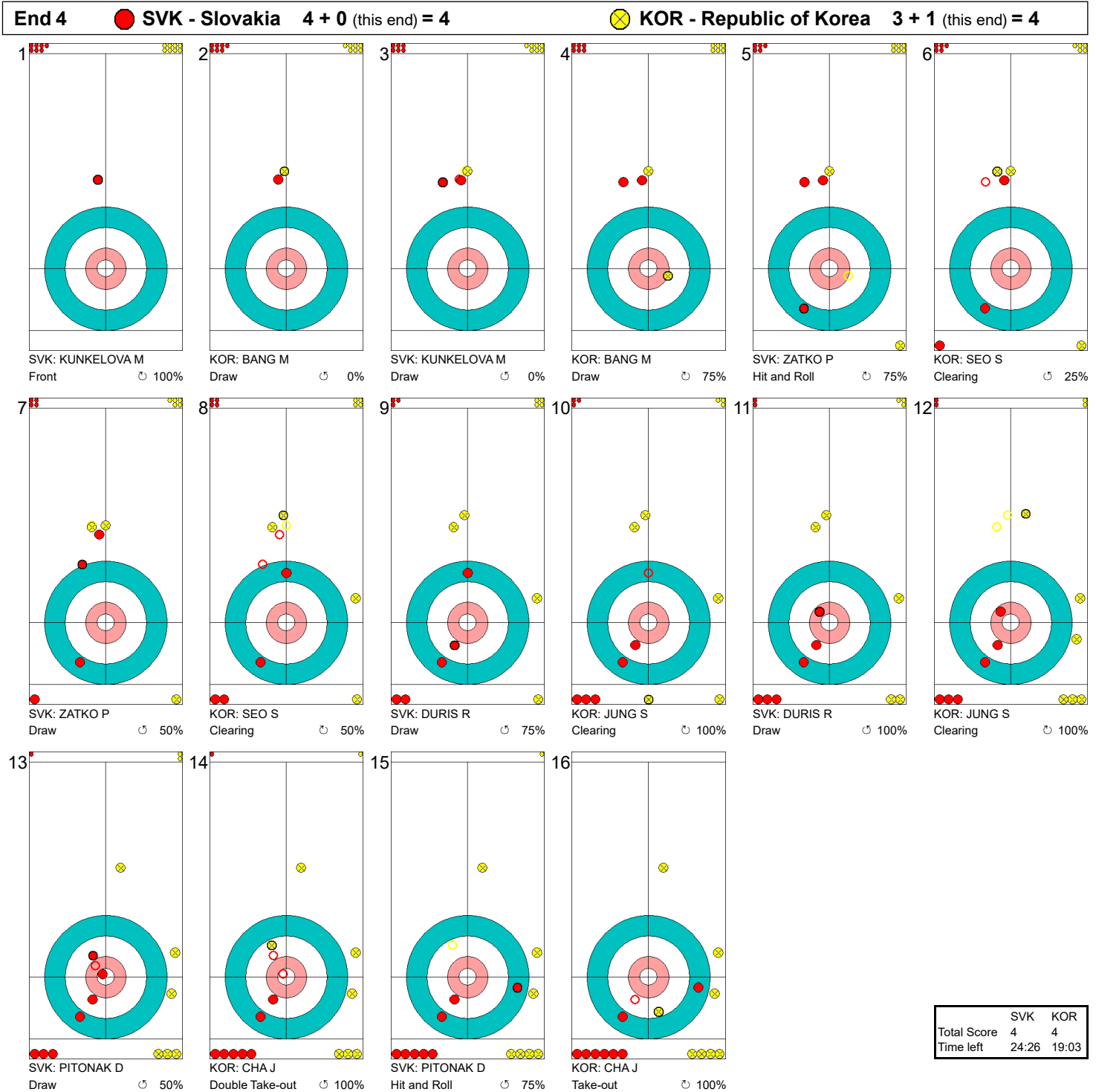
게임-각각의 샷



Legend:
 Clockwise Counter-clockwise - Not considered



Game - Shot by Shot
게임-각각의 샷



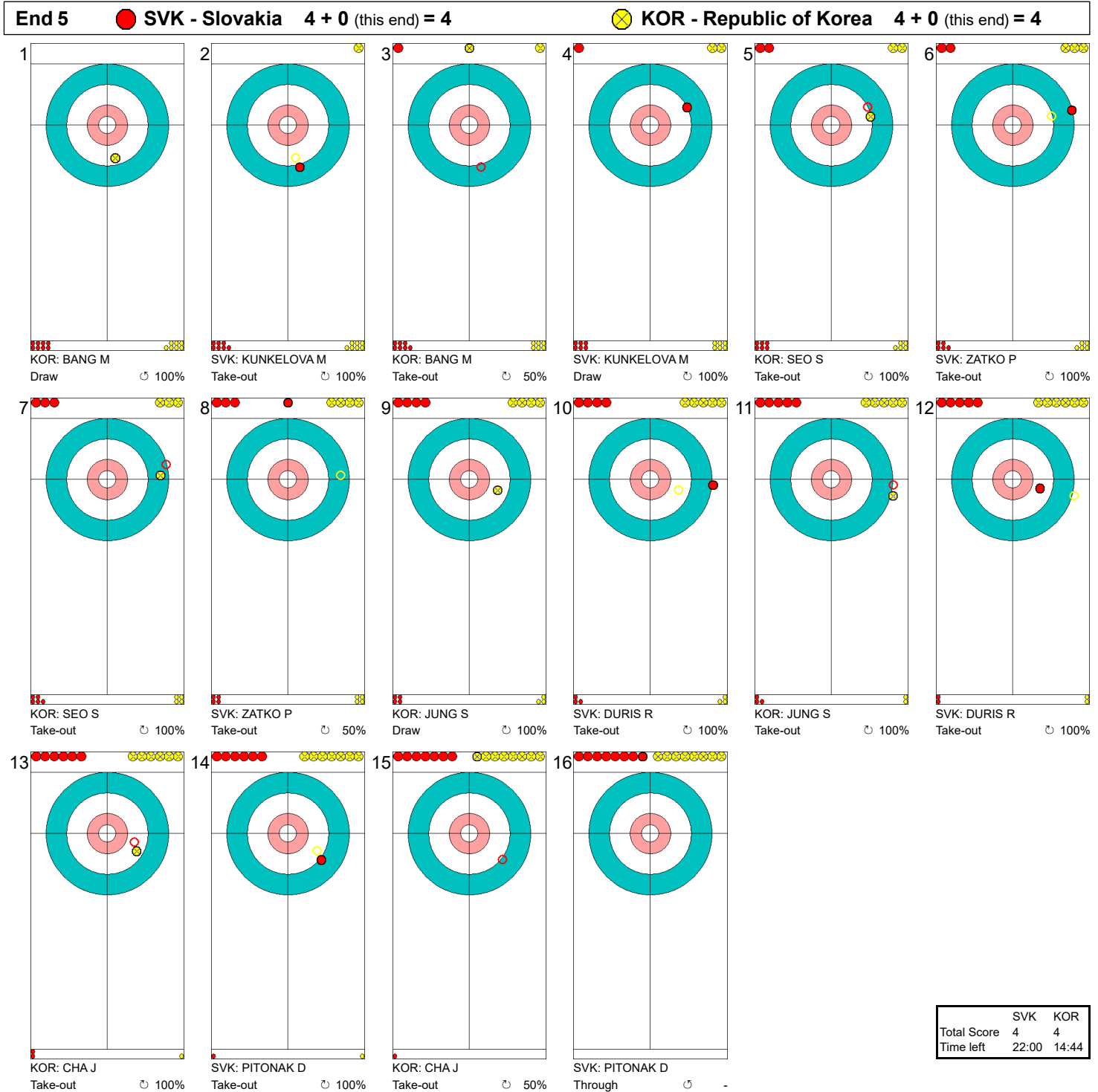
	SVK	KOR
Total Score	4	4
Time left	24:26	19:03

Legend:
 ⌚ Clockwise ⌚ Counter-clockwise - Not considered





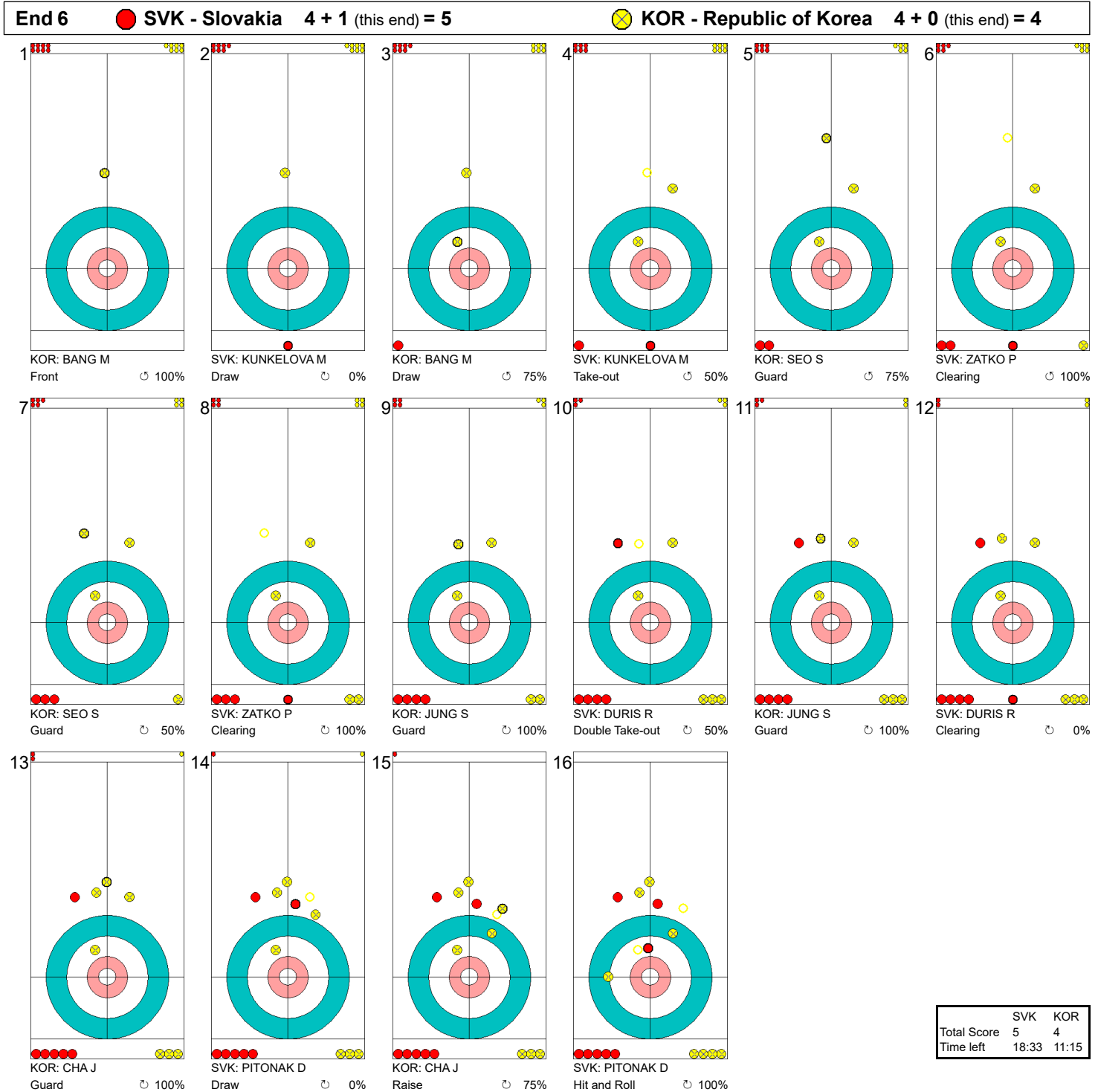
Game - Shot by Shot
게임-각각의 샷



Legend:
 ↻ Clockwise ↺ Counter-clockwise - Not considered



Game - Shot by Shot
게임-각각의 샷

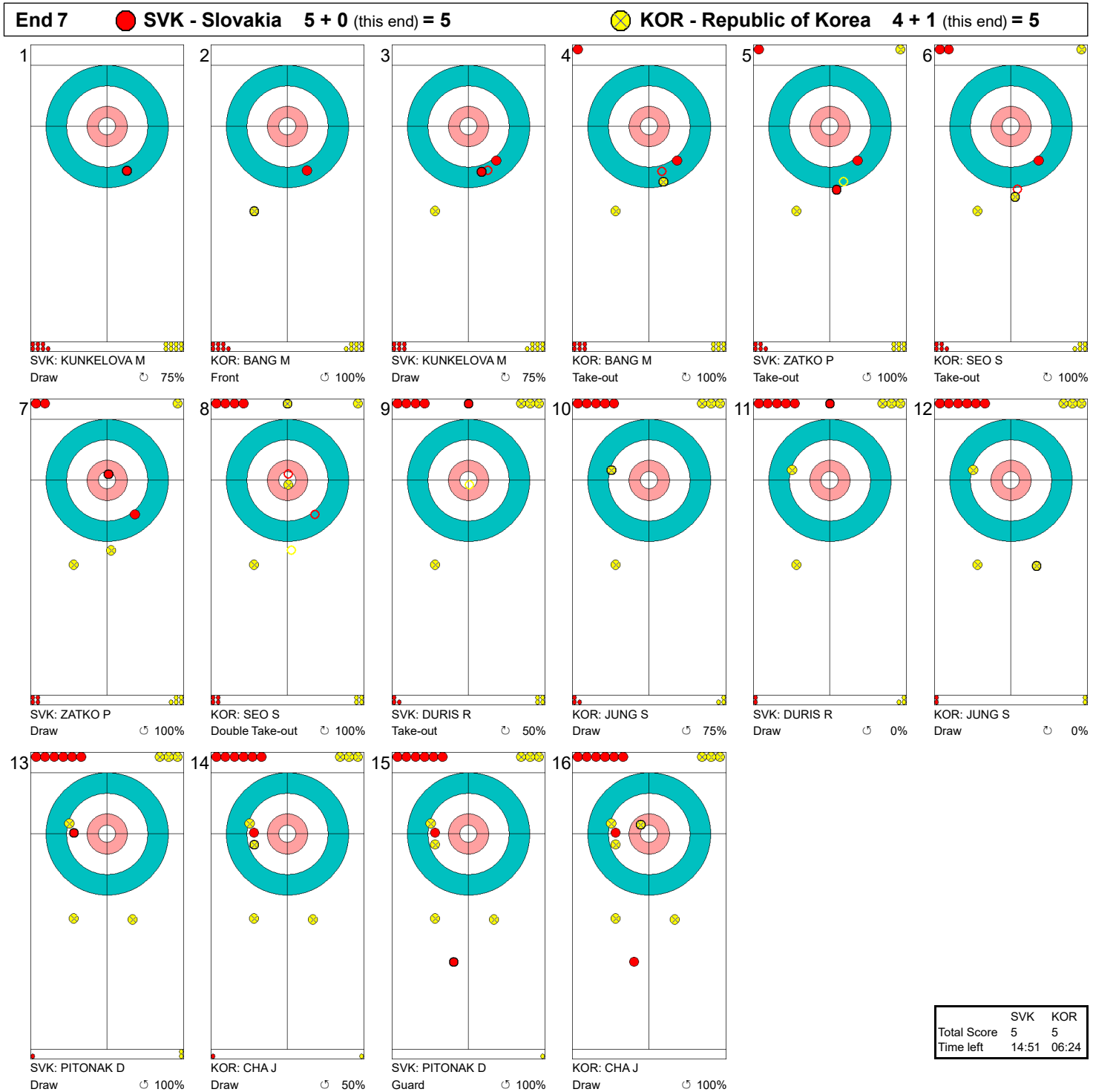


Legend:
 ↻ Clockwise ↺ Counter-clockwise - Not considered



Game - Shot by Shot

게임-각각의 샷



	SVK	KOR
Total Score	5	5
Time left	14:51	06:24

Legend:
↻ Clockwise ↺ Counter-clockwise - Not considered





Game - Shot by Shot

 게임-각각의 샷

End 8 ● **SVK - Slovakia** 5 + 0 (this end) = 5 ● **KOR - Republic of Korea** 5 + 2 (this end) = 7



	SVK	KOR
Total Score	5	7
Time left	10:07	01:22

Legend:

 ↻ Clockwise ↺ Counter-clockwise - Not considered



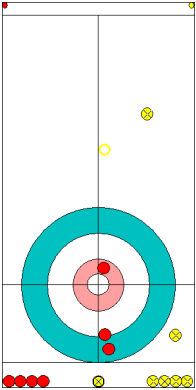
Most Important Shots

승부 유효 샷

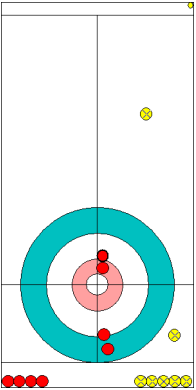
Sheet	Game	Team	LSFE	1	2	3	4	5	6	7	8	Extra Ends	Total	
A	3	NPA - Neutral Paralympic Athletes	●		3	0	0	0	1	3	5	X		12
	2	FIN - Finland	●	*	0	1	2	2	0	0	0	X		5

Most Important Shot:

Team NPA Skip KUROKHTIN K played a perfect Draw on top of the NPA stone laying shot in the four foot. This stone made it impossible for the Finnish team to remove both stones and stay in scoring position. The attempt to reduce the score by the Finnish Fourth KARJALAINEN M failed and the NPA team stole 3 points. This was the turnover in this game.



Before



After

End: 6

Team: NPA - Neutral Paralympic Athletes

Player: KUROKHTIN Konstantin

Team Stone: 1 2 3 4 5 6 7 ⑧

Task: Draw

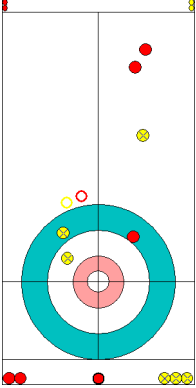
Rotation: ↻

Shot Success: 100%

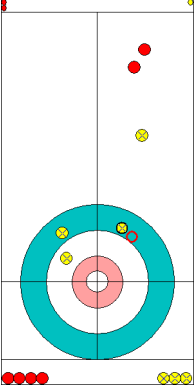
Sheet	Game	Team	LSFE	1	2	3	4	5	6	7	8	Extra Ends	Total	
B	3	NOR - Norway	●	*	0	1	0	0	0	0	X	X		1
	2	CHN - People's Republic of China	●		2	0	2	2	2	2	X	X		10

Most Important Shot:

The Chinese Skip WANG H played a precise Take-out on the Norwegian covered stone which led to a steal of two points in the fourth end. This shot gave a five point lead to the Chinese team and offered them the chance of a defensive play for the rest of the game.



Before



After

End: 4

Team: CHN - People's Republic of China

Player: WANG Haitao

Team Stone: 1 2 3 4 5 6 ⑦ 8

Task: Take-out

Rotation: ↻

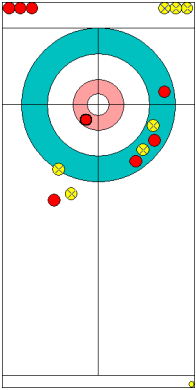
Shot Success: 100%



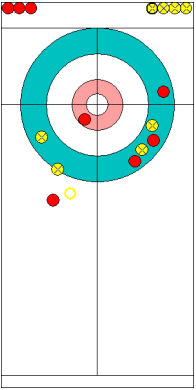
Most Important Shots
 승부 유효 샷

Sheet	Game	Team	LSFE	1	2	3	4	5	6	7	8	Extra Ends	Total
C	3	CAN - Canada	*	0	0	4	1	1	0	0	2		8
	2	SWE - Sweden		1	3	0	0	0	0	0	0		4

Most Important Shot:
 The Swedish Skip PETERSSON DAHL V missed an open Take-out, allowing the Canadian team to steal 1 point and get a comfortable 2 points lead in the game.



Before

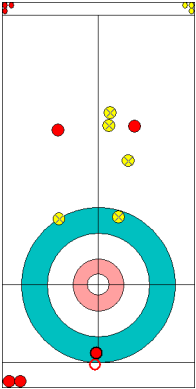


After

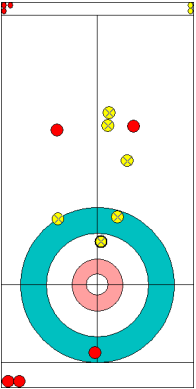
End:	5
Team:	SWE - Sweden
Player:	PETERSSON DAHL Viljo
Team Stone:	1 2 3 4 5 6 7 ⑧
Task:	Take-out
Rotation:	↻
Shot Success:	0%

Sheet	Game	Team	LSFE	1	2	3	4	5	6	7	8	Extra Ends	Total
D	2	SVK - Slovakia		2	0	2	0	0	1	0	0		5
	3	KOR - Republic of Korea	*	0	3	0	1	0	0	1	2		7

Most Important Shot:
 Korean Third JUNG S played a Draw through a port to sit partially covered in the eight foot. With many stones already in front of the house, team Slovakia had difficulty removing or outcounting this stone, allowing a steal of two and the win for team Korea.



Before



After

End:	8
Team:	KOR - Republic of Korea
Player:	JUNG Seungwon
Team Stone:	1 2 3 4 5 ⑥ 7 8
Task:	Draw
Rotation:	↻
Shot Success:	100%

Legend:
 ↻ Clockwise ↻ Counter-clockwise **LSFE(*)** Last Stone First End
 X Unplayed/unfinished end due to concession



Session Results and Standings

세션 결과 및 순위

Sheet	Game	Team	LSFE	1	2	3	4	5	6	7	8	Extra Ends	Total
B	2	USA - United States of America	*	0	3	0	0	0	0	1	X		4
	2	GER - Germany		0	0	2	2	1	1	0	X		6
C	2	SUI - Switzerland		0	0	3	0	1	2	0	1		7
	2	GBR - Great Britain	*	1	1	0	1	0	0	1	0		4

Current Standings

Rank	Team	Games	Wins	Losses
1	CAN - Canada	2	2	0
1	GER - Germany	2	2	0
1	KOR - Republic of Korea	2	2	0
4	CHN - People's Republic of China	1	1	0
4	SVK - Slovakia	1	1	0
6	GBR - Great Britain	2	1	1
6	SUI - Switzerland	2	1	1
8	FIN - Finland	1	0	1
8	SWE - Sweden	1	0	1
10	NOR - Norway	2	0	2
10	NPA - Neutral Paralympic Athletes	2	0	2
10	USA - United States of America	2	0	2

Note:
Under WCF rules, tie-breaking rules for standings are not applied until after the last game of the round robin.

Legend:
LSFE(*) Last Stone First End X Unplayed/unfinished end due to concession



Game Results

대회 경기결과

Sheet	Game	Team	LSFE	1	2	3	4	5	6	7	8	Extra Ends	Total
B	2	USA - United States of America	*	0	3	0	0	0	0	1	X		4
	2	GER - Germany		0	0	2	2	1	1	0	X		6

USA - United States of America			Shot Success	Game	All
4 S	BLACK Kirk	M	29%	38%	
3 V	EMT Steve	M	50%	49%	
2	MARSHALL Justin	M	27%	42%	
1	GREELY Penny	F	63%	70%	
A	LINO Meghan	F	-	-	
Team Total			42%	50%	

GER - Germany			Shot Success	Game	All
4 S	PUTZICH Christiane	F	63%	54%	
3	PAVEL Harry	M	42%	56%	
2 V	SCHLITT Martin	M	33%	47%	
1	MELCHIOR Heike	F	55%	61%	
A	MEISSNER Wolf	M	-	-	
Team Total			48%	55%	

Last Stone Draw Distance

⌚	GREELY Penny	127.5cm
⌚	MARSHALL Justin	40.8cm
Total		168.3cm

Time remaining: 2 minutes 50 seconds
Time-out: End 6 - USA stone 8

Last Stone Draw Distance

⌚	MELCHIOR Heike	199.6cm
⌚	PUTZICH Christiane	127.8cm
Total		327.4cm

Time remaining: 5 minutes 30 seconds
Time-out: End 6 - GER stone 6

Shot Success Analysis

USA - United States of America		⌚	⌚	Game
4 BLACK Kirk	Draws	3 67%	8 16%	11 30%
	Take-outs	3 25%	0 -	3 25%
	Total	6 46%	8 16%	14 29%
3 EMT Steve	Draws	4 44%	3 58%	7 50%
	Take-outs	4 13%	5 80%	9 50%
	Total	8 28%	8 72%	16 50%
2 MARSHALL Justin	Draws	3 0%	7 14%	10 10%
	Take-outs	3 67%	3 42%	6 54%
	Total	6 33%	10 23%	16 27%
1 GREELY Penny	Draws	5 50%	11 68%	16 63%
	Take-outs	0 -	0 -	0 -
	Total	5 50%	11 68%	16 63%
A LINO Meghan	Draws	0 -	0 -	0 -
	Take-outs	0 -	0 -	0 -
	Total	0 -	0 -	0 -
Team	Draws	15 42%	29 40%	44 40%
	Take-outs	10 33%	8 66%	18 47%
	Total	25 38%	37 45%	62 42%

GER - Germany		⌚	⌚	Game
4 PUTZICH Christiane	Draws	5 65%	5 75%	10 70%
	Take-outs	3 67%	2 25%	5 50%
	Total	8 66%	7 61%	15 63%
3 PAVEL Harry	Draws	5 15%	4 44%	9 28%
	Take-outs	1 50%	6 63%	7 61%
	Total	6 21%	10 55%	16 42%
2 SCHLITT Martin	Draws	4 63%	4 13%	8 38%
	Take-outs	4 31%	4 25%	8 28%
	Total	8 47%	8 19%	16 33%
1 MELCHIOR Heike	Draws	11 66%	4 38%	15 58%
	Take-outs	1 0%	0 -	1 0%
	Total	12 60%	4 38%	16 55%
A MEISSNER Wolf	Draws	0 -	0 -	0 -
	Take-outs	0 -	0 -	0 -
	Total	0 -	0 -	0 -
Team	Draws	25 55%	17 44%	42 51%
	Take-outs	9 42%	12 44%	21 43%
	Total	34 51%	29 44%	63 48%

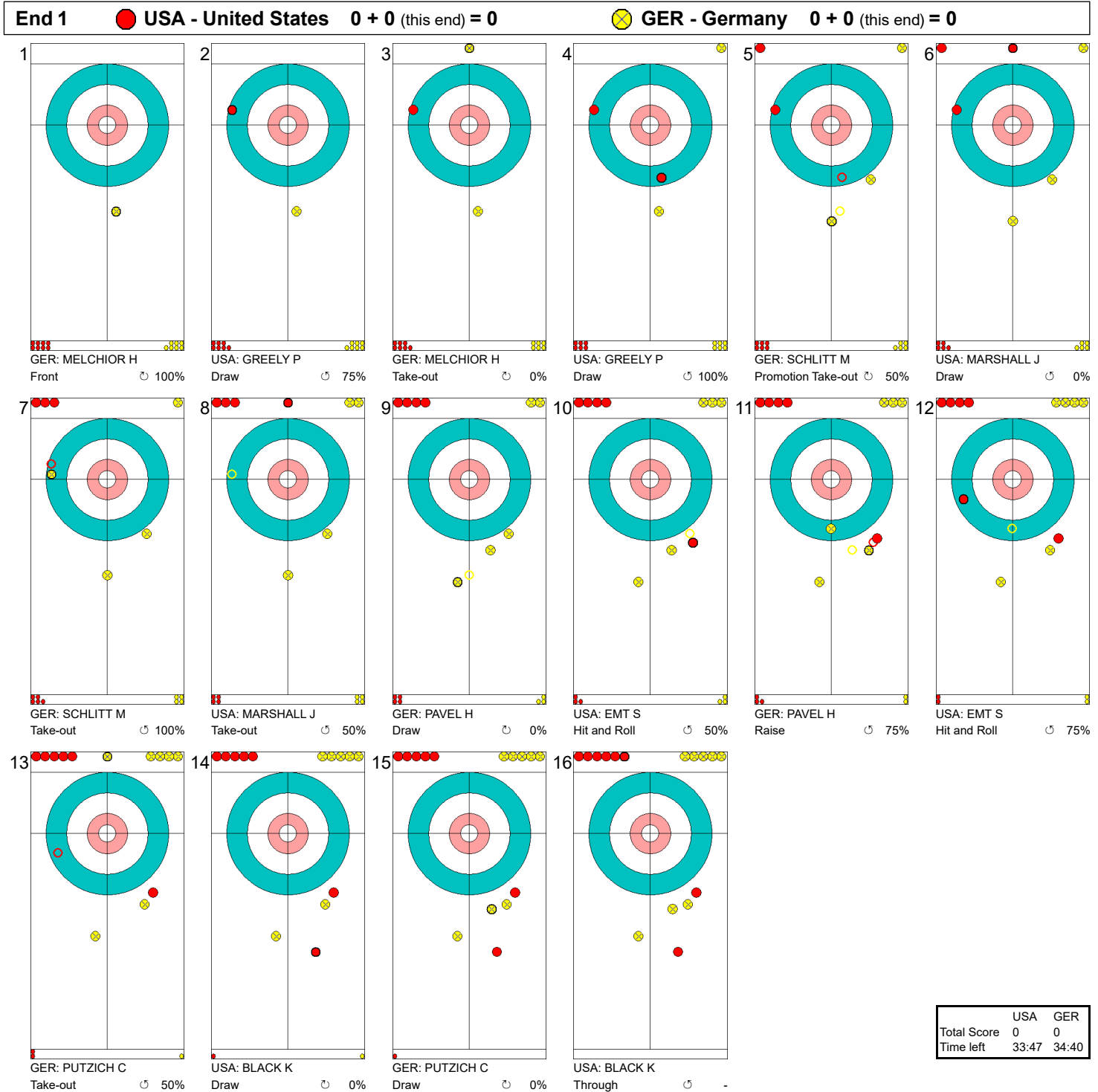
Note:
Position and function for each team member:
4 = Fourth, 3 = Third, 2 = Second, 1 = Lead, A = Alternate, S = Skip, V = Vice-Skip

Legend:
⌚ Clockwise ⌚ Counter-clockwise F Female
LSFE(*) Last Stone First End M Male X Unplayed/unfinished end due to concession



Game - Shot by Shot

게임-각각의 샷

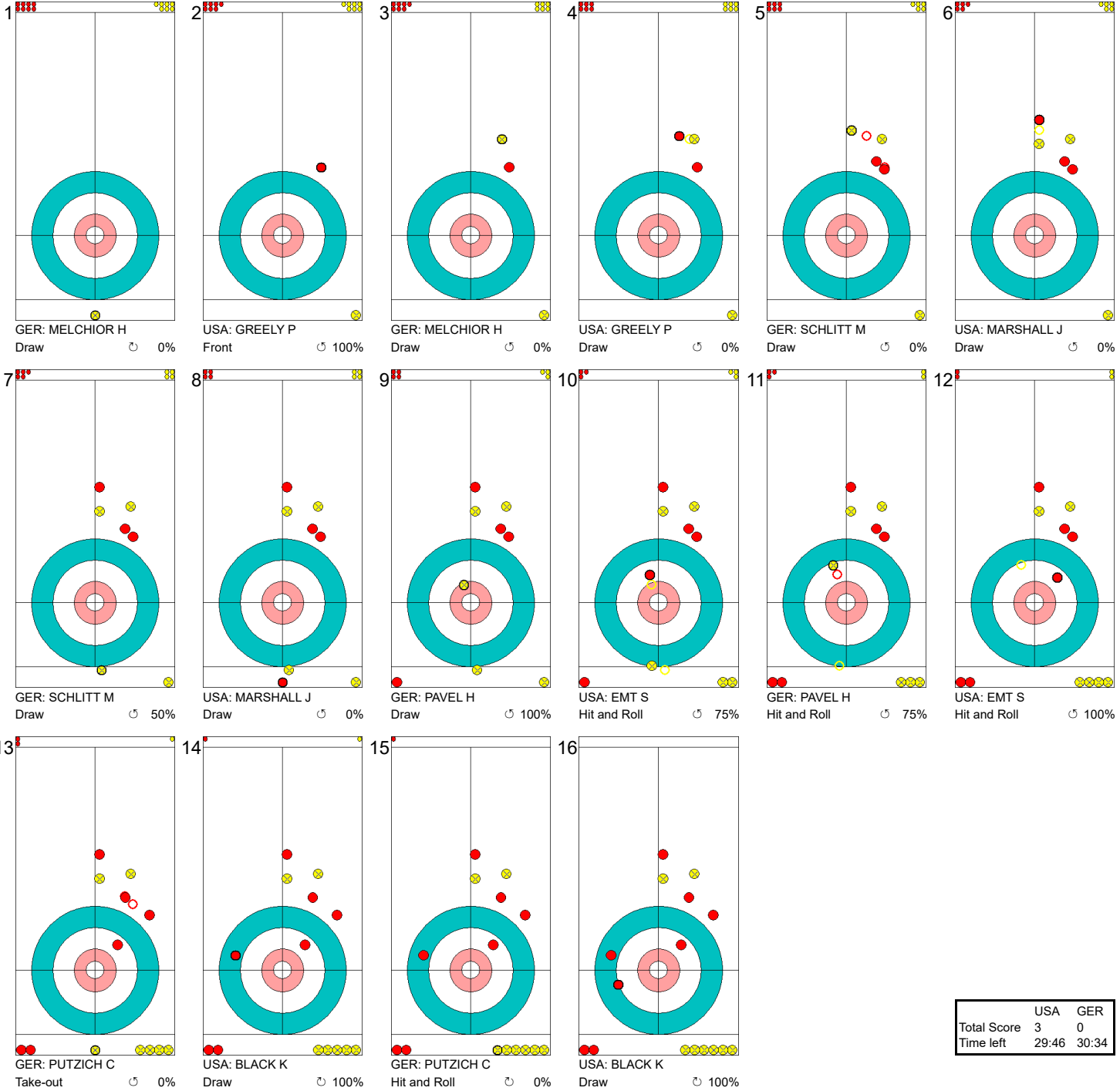


Legend:
 ↻ Clockwise ↺ Counter-clockwise - Not considered





Game - Shot by Shot
 게임-각각의 샷

End 2  **USA - United States** **0 + 3 (this end) = 3**  **GER - Germany** **0 + 0 (this end) = 0**



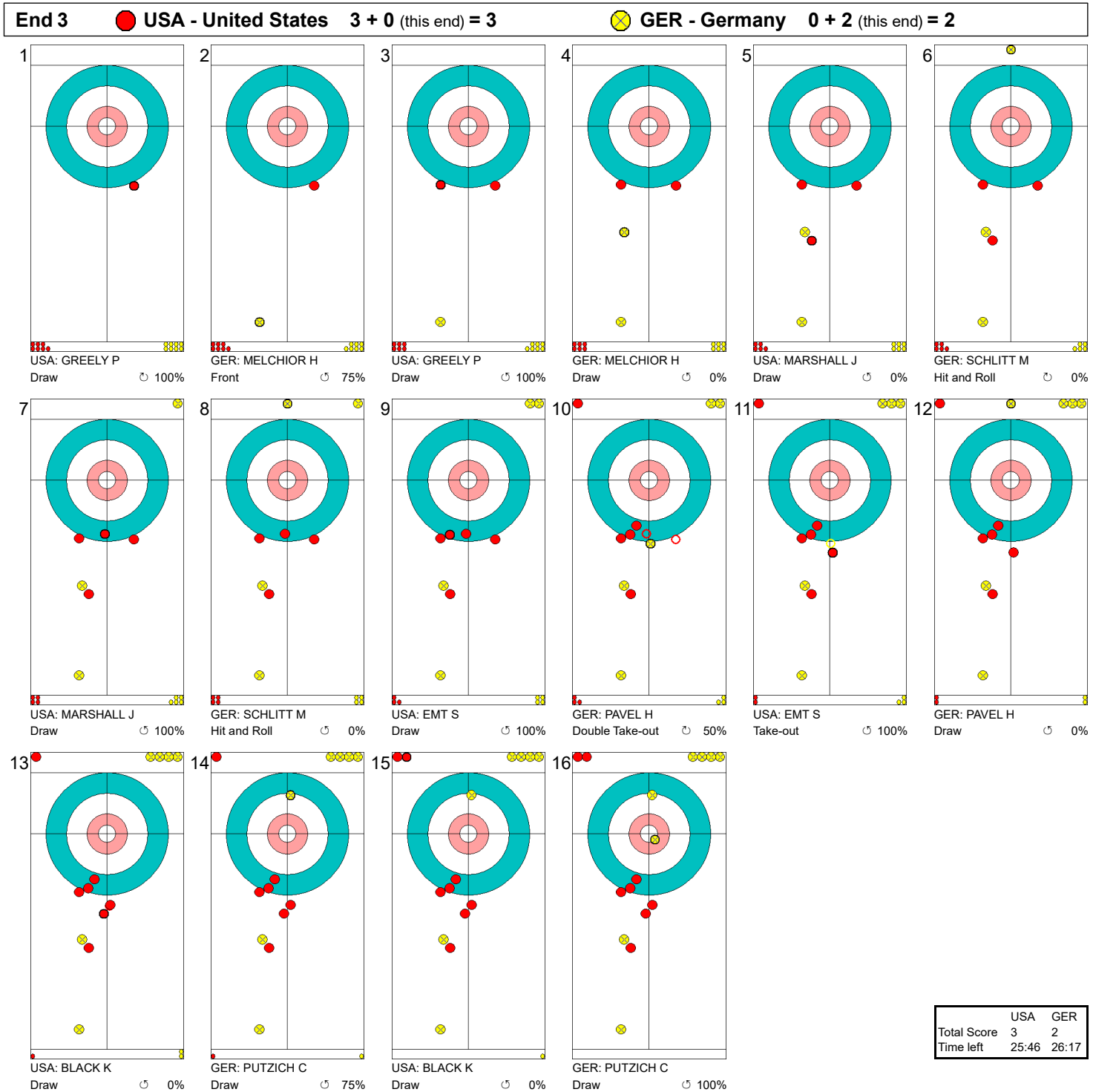
	USA	GER
Total Score	3	0
Time left	29:46	30:34

Legend:
 Clockwise  Counter-clockwise - Not considered



Game - Shot by Shot

게임-각각의 샷

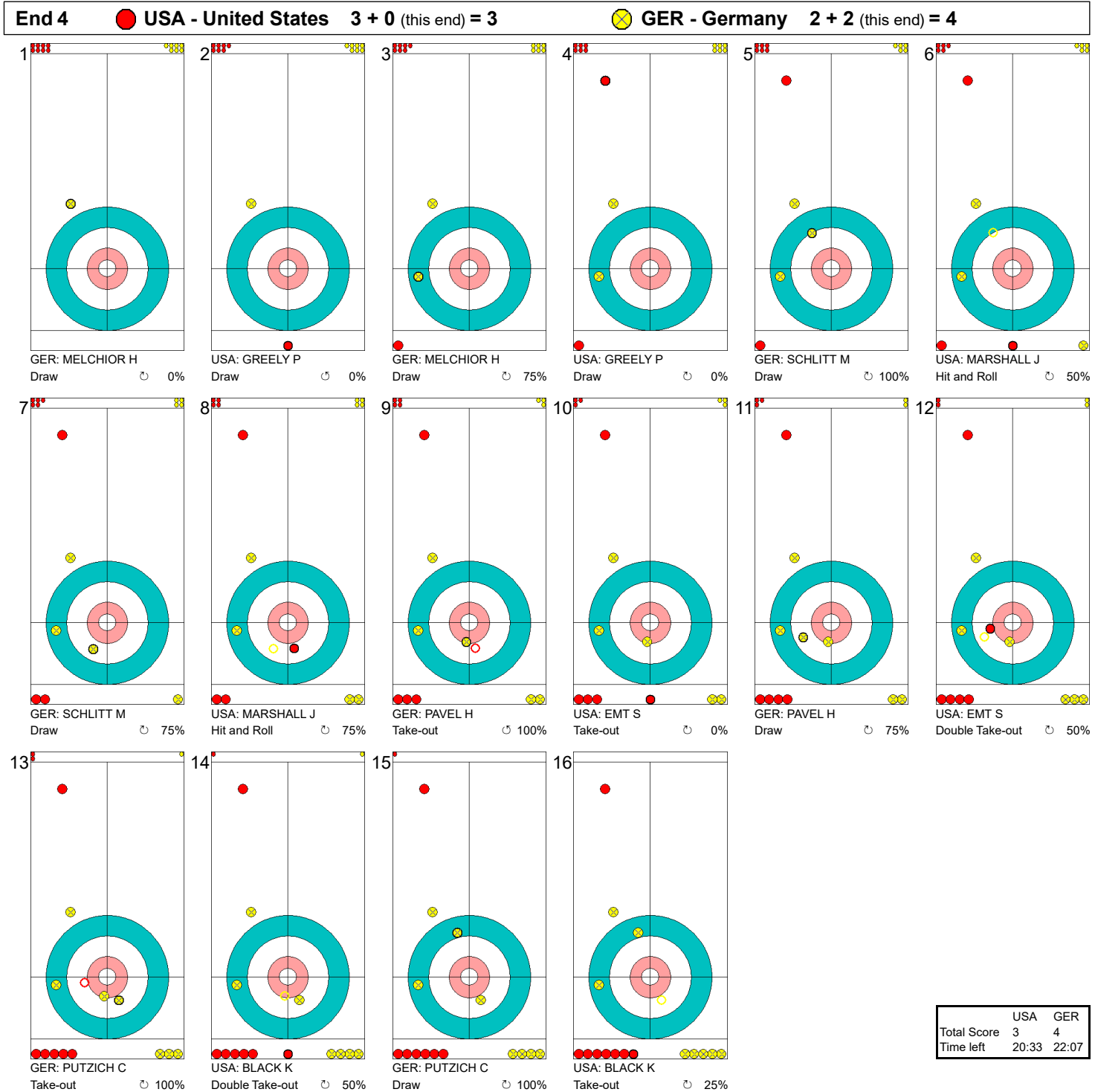


Legend:
 ↻ Clockwise ↺ Counter-clockwise - Not considered



Game - Shot by Shot

게임-각각의 샷



Legend:
 ↻ Clockwise ↺ Counter-clockwise - Not considered



Game - Shot by Shot

게임-각각의 샷

End 5 ● **USA - United States 3 + 0 (this end) = 3** ● **GER - Germany 4 + 1 (this end) = 5**



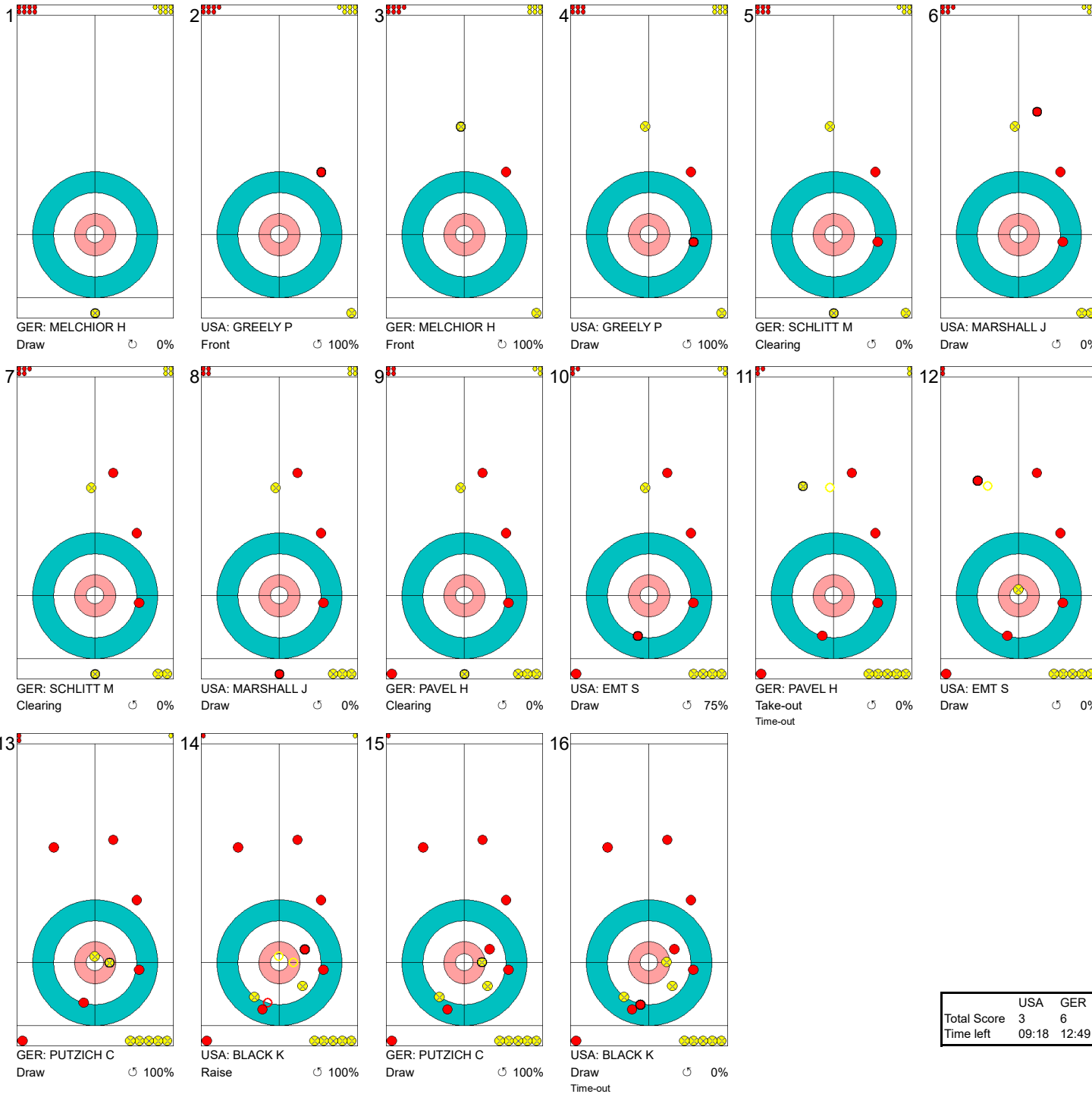
	USA	GER
Total Score	3	5
Time left	15:23	17:49

Legend:
 ↻ Clockwise ↺ Counter-clockwise - Not considered



Game - Shot by Shot
게임-각각의 샷

End 6 **USA - United States 3 + 0 (this end) = 3** **GER - Germany 5 + 1 (this end) = 6**

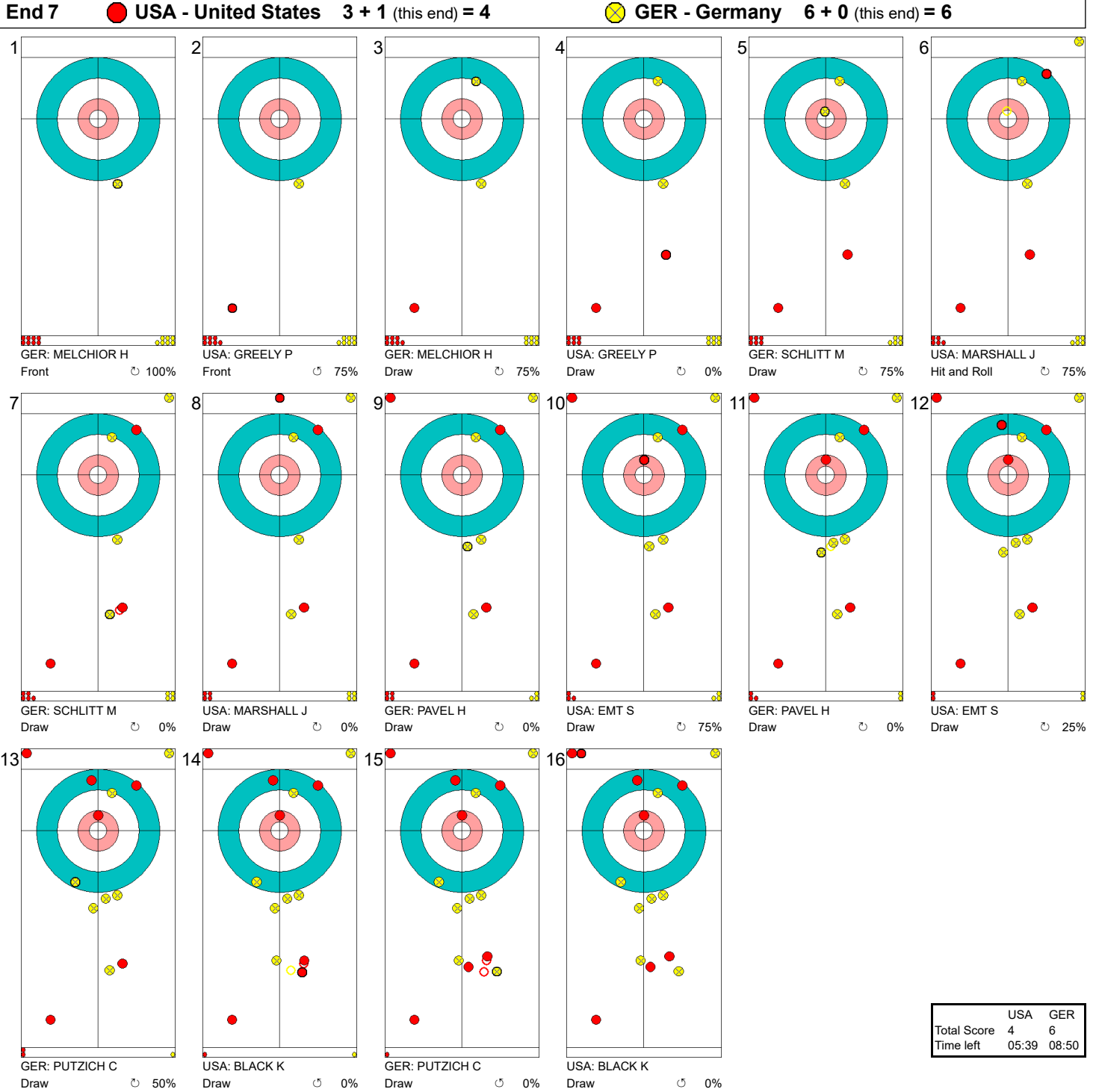


	USA	GER
Total Score	3	6
Time left	09:18	12:49

Legend:
 ↻ Clockwise ↺ Counter-clockwise - Not considered




Game - Shot by Shot
게임-각각의 샷



Legend: ◡ Clockwise ◠ Counter-clockwise - Not considered



Game - Shot by Shot
게임-각각의 샷



Legend:
 ↻ Clockwise ↺ Counter-clockwise - Not considered
 X Unfinished end due to concession



Game Results

대회 경기결과

Sheet	Game	Team	LSFE	1	2	3	4	5	6	7	8	Extra Ends	Total
C	2	SUI - Switzerland		0	0	3	0	1	2	0	1		7
	2	GBR - Great Britain	*	1	1	0	1	0	0	1	0		4

SUI - Switzerland			Shot Success	Game	All
4 S	WAGNER Felix	M	55%	52%	
3 V	HUETTENMOSER Claudia	F	61%	53%	
2	BODENMANN Marcel	M	66%	65%	
1	BLAUDEL-THOMANN Beatrix	F	64%	65%	
A	BURGENER Hans	M	-	-	
Team Total			61%	59%	

GBR - Great Britain			Shot Success	Game	All
4 S	NEILSON Aileen	F	61%	47%	
3 V	NIBLOE Hugh	M	63%	56%	
2	EWAN Gregor	M	61%	63%	
1	McPHERSON Bob	M	75%	74%	
A	MALONE Angie	F	-	-	
Team Total			65%	60%	

Last Stone Draw	Distance
⌚ HUETTENMOSER Claudia	93.0cm
⌚ BODENMANN Marcel	199.6cm
Total	292.6cm

Time remaining: 5 minutes 30 seconds
Time-out: End 6 - SUI stone 6

Last Stone Draw	Distance
⌚ NIBLOE Hugh	86.5cm
⌚ EWAN Gregor	92.7cm
Total	179.2cm

Time remaining: 4 minutes 48 seconds

Shot Success Analysis

SUI - Switzerland		⌚	⌚	Game
4 WAGNER Felix	Draws	5 45%	2 75%	7 54%
	Take-outs	6 67%	3 33%	9 56%
	Total	11 57%	5 50%	16 55%
3 HUETTENMOSER Claudia	Draws	4 56%	1 100%	5 65%
	Take-outs	6 75%	5 40%	11 59%
	Total	10 68%	6 50%	16 61%
2 BODENMANN Marcel	Draws	2 100%	1 100%	3 100%
	Take-outs	10 50%	3 83%	13 58%
	Total	12 58%	4 88%	16 66%
1 BLAUDEL-THOMANN Beatrix	Draws	8 59%	0 -	8 59%
	Take-outs	6 71%	0 -	6 71%
	Total	14 64%	0 -	14 64%
A BURGENER Hans	Draws	0 -	0 -	0 -
	Take-outs	0 -	0 -	0 -
	Total	0 -	0 -	0 -
Team	Draws	19 59%	4 88%	23 64%
	Take-outs	28 63%	11 50%	39 60%
	Total	47 62%	15 60%	62 61%

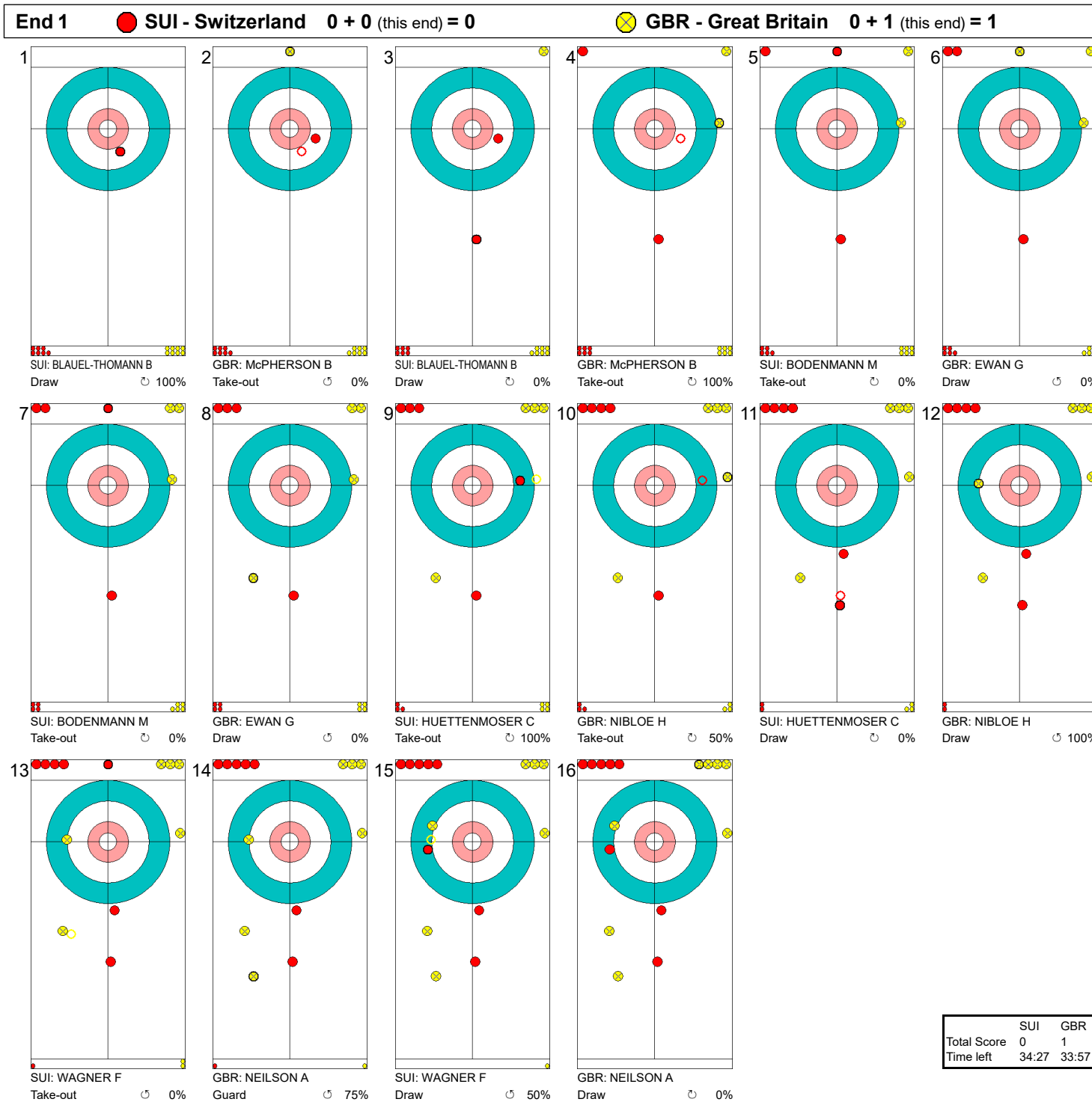
GBR - Great Britain		⌚	⌚	Game
4 NEILSON Aileen	Draws	6 63%	4 88%	10 73%
	Take-outs	2 25%	4 50%	6 42%
	Total	8 53%	8 69%	16 61%
3 NIBLOE Hugh	Draws	2 38%	4 69%	6 58%
	Take-outs	7 79%	3 33%	10 65%
	Total	9 69%	7 54%	16 63%
2 EWAN Gregor	Draws	2 50%	9 69%	11 66%
	Take-outs	2 25%	3 67%	5 50%
	Total	4 38%	12 69%	16 61%
1 McPHERSON Bob	Draws	0 -	8 94%	8 94%
	Take-outs	4 50%	4 63%	8 56%
	Total	4 50%	12 83%	16 75%
A MALONE Angie	Draws	0 -	0 -	0 -
	Take-outs	0 -	0 -	0 -
	Total	0 -	0 -	0 -
Team	Draws	10 55%	25 80%	35 73%
	Take-outs	15 57%	14 54%	29 55%
	Total	25 56%	39 71%	64 65%

Note:
Position and function for each team member:
4 = Fourth, 3 = Third, 2 = Second, 1 = Lead, A = Alternate, S = Skip, V = Vice-Skip

Legend:
⌚ Clockwise ⌚ Counter-clockwise F Female
LSFE(*) Last Stone First End M Male



Game - Shot by Shot
 게임-각각의 샷



Legend:
 ↻ Clockwise ↺ Counter-clockwise - Not considered



Game - Shot by Shot

게임-각각의 샷

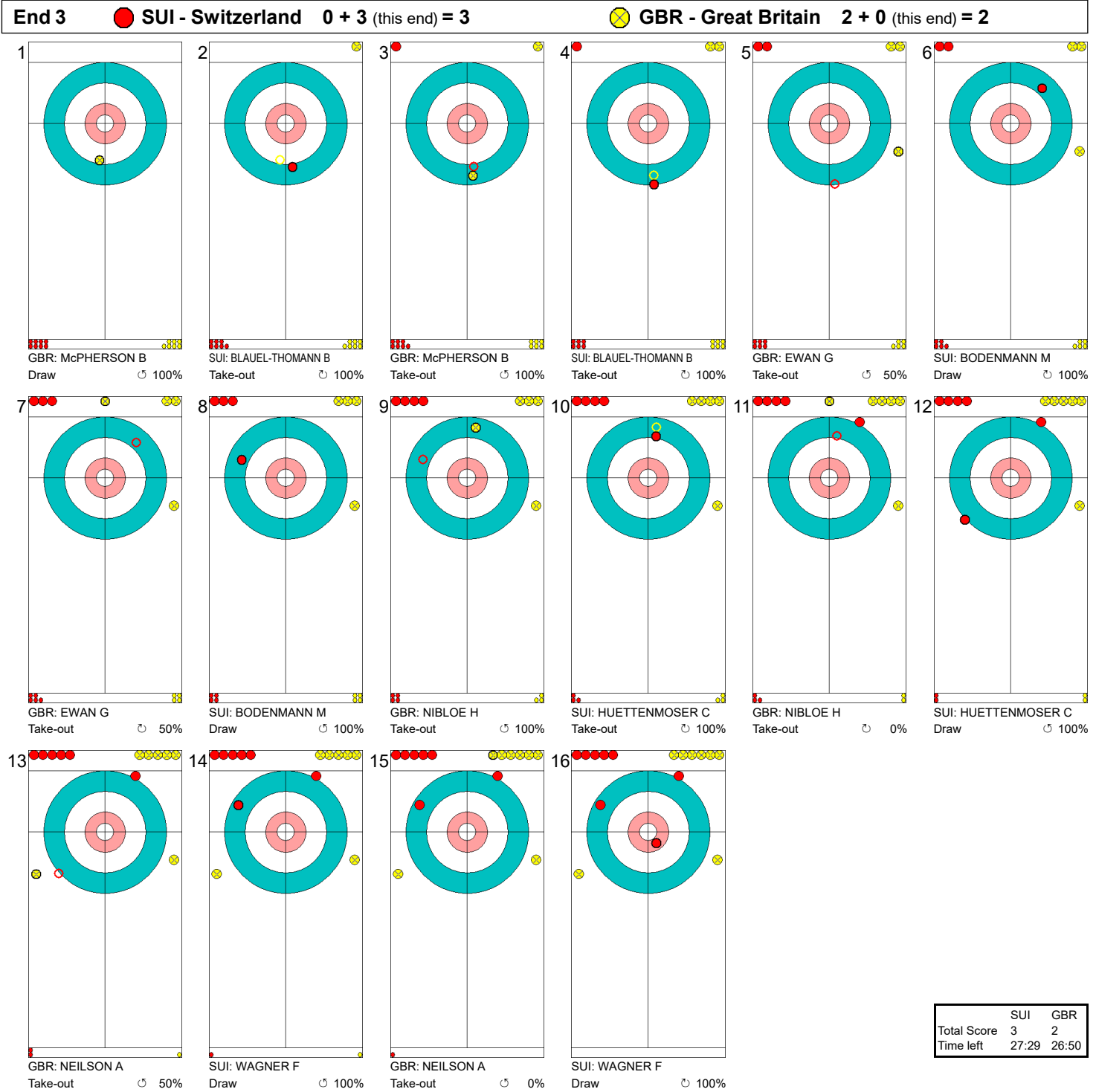
End 2 ● **SUI - Switzerland 0 + 0 (this end) = 0** ● **GBR - Great Britain 1 + 1 (this end) = 2**



Legend:
 ↻ Clockwise ↺ Counter-clockwise - Not considered



Game - Shot by Shot
게임-각각의 샷



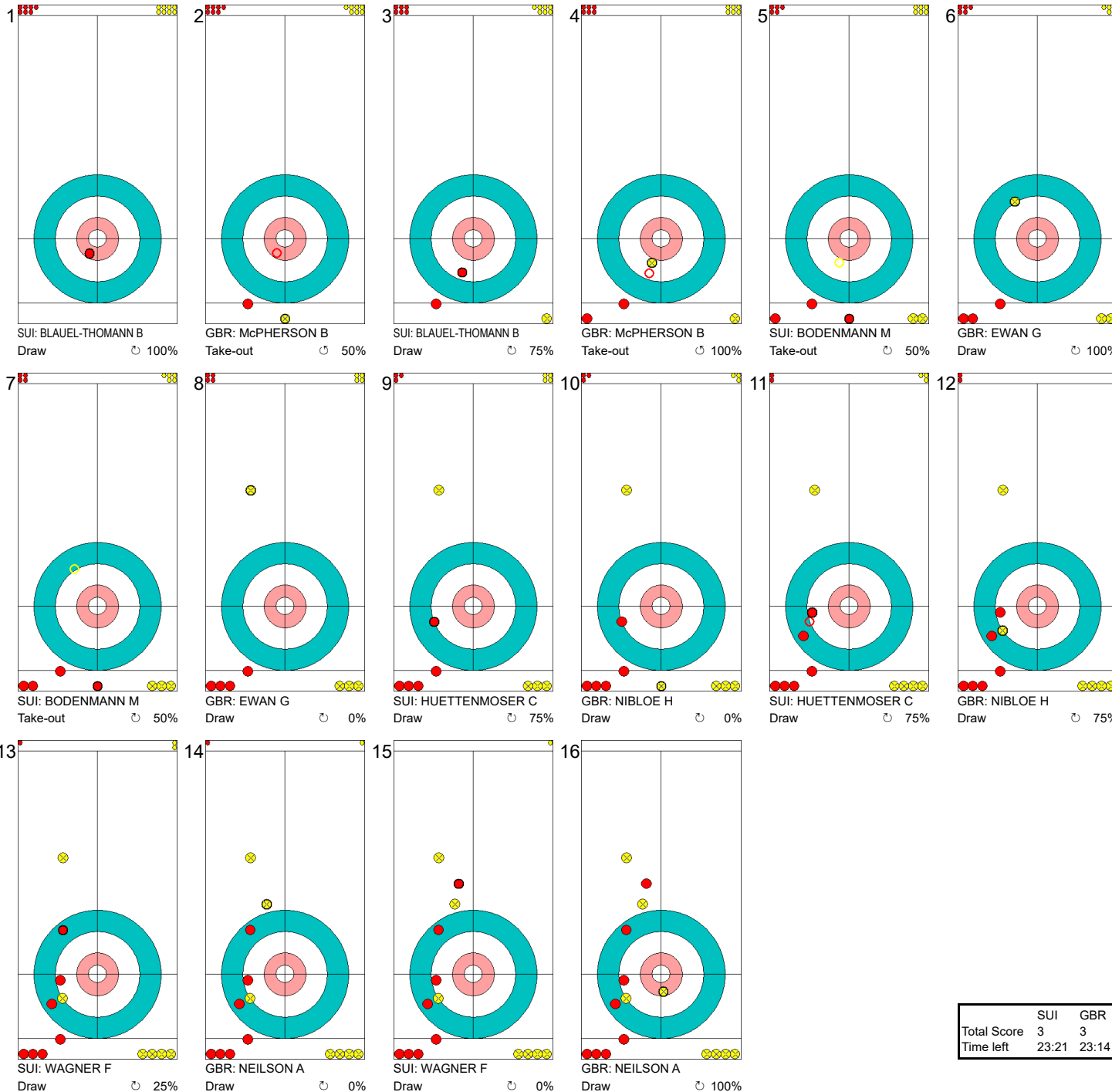
Legend:
 ↻ Clockwise ↻ Counter-clockwise - Not considered



Game - Shot by Shot

게임-각각의 샷

End 4 **SUI - Switzerland 3 + 0 (this end) = 3** **GBR - Great Britain 2 + 1 (this end) = 3**

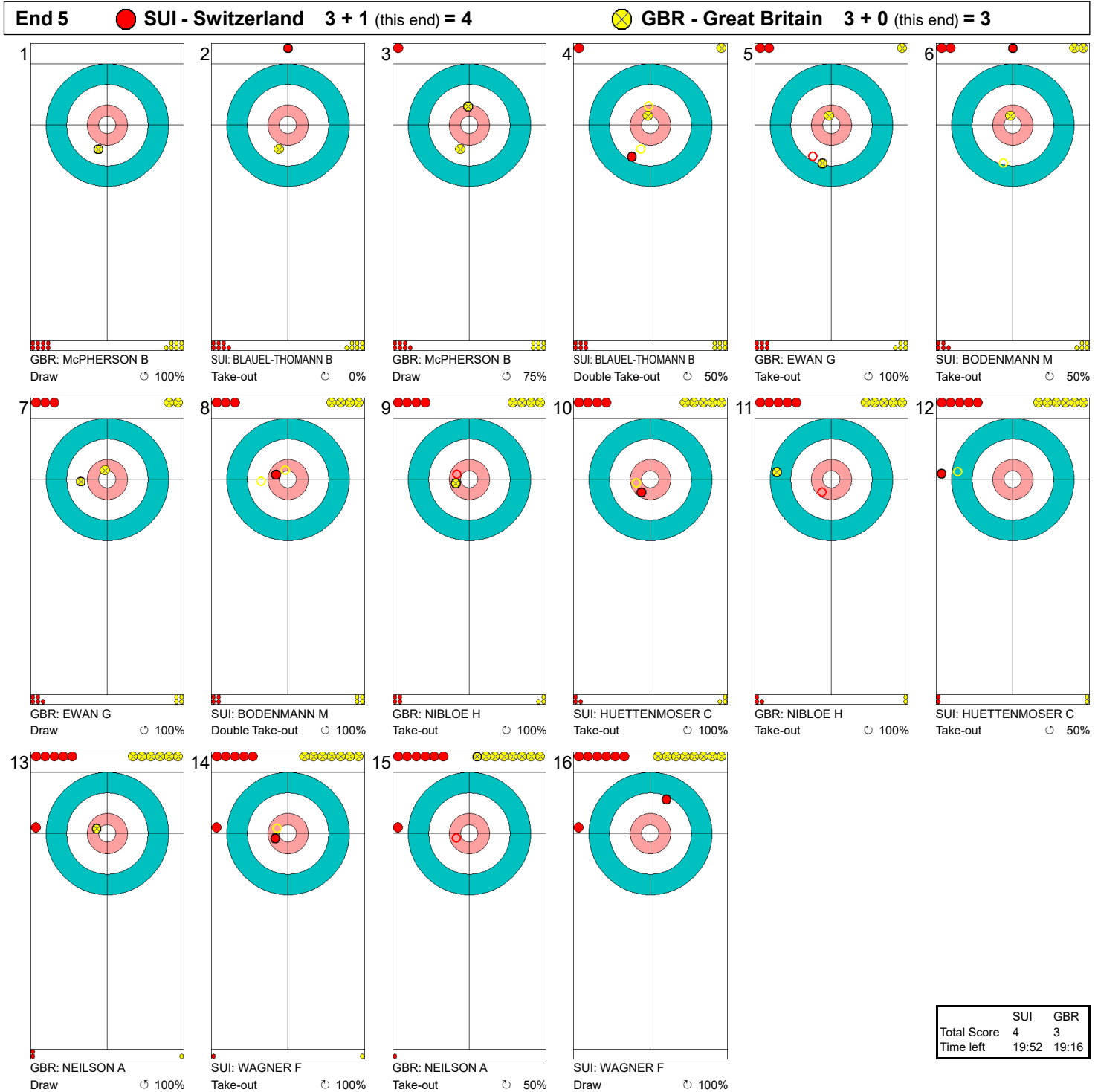


	SUI	GBR
Total Score	3	3
Time left	23:21	23:14

Legend:
 Clockwise
 Counter-clockwise
 - Not considered



Game - Shot by Shot
게임-각각의 샷




Legend:
 ↻ Clockwise ↺ Counter-clockwise - Not considered



Game - Shot by Shot

게임-각각의 샷



Legend:
 Clockwise Counter-clockwise - Not considered



Game - Shot by Shot

게임-각각의 샷

End 7 ● **SUI - Switzerland** **6 + 0** (this end) = **6** ● **GBR - Great Britain** **3 + 1** (this end) = **4**



	SUI	GBR
Total Score	6	4
Time left	10:06	09:40

Legend:
 ↻ Clockwise ↺ Counter-clockwise - Not considered



Game - Shot by Shot

게임-각각의 샷

End 8 ● **SUI - Switzerland** 6 + 1 (this end) = 7 ● **GBR - Great Britain** 4 + 0 (this end) = 4



	SUI	GBR
Total Score	7	4
Time left	05:30	04:48

Legend:
 ↻ Clockwise ↺ Counter-clockwise - Not considered



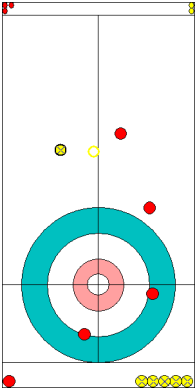
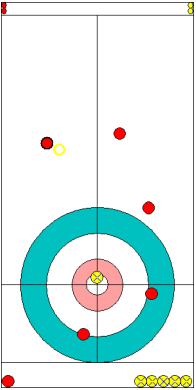
Most Important Shots

승부 유효 샷

Sheet	Game	Team	LSFE	1	2	3	4	5	6	7	8	Extra Ends	Total	
B	2	USA - United States of America	●	*	0	3	0	0	0	0	1	X		4
	2	GER - Germany	●		0	0	2	2	1	1	0	X		6

Most Important Shot:

With the last stone in the end, US Third EMT S played a Draw that was wide and heavy, promoting a German stone into the four foot. Instead of having the chance for the US team to score multiple points in the end, this shot eventually gave team Germany a steal of one point and a commanding lead.

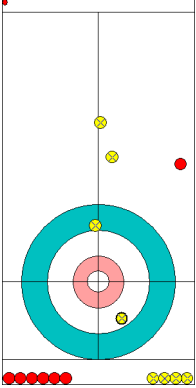
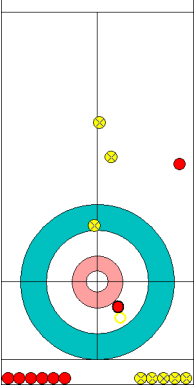



End: 6
 Team: USA - United States of America
 Player: EMT Steve
 Team Stone: 1 2 3 4 5 6 7 8
 Task: Draw
 Rotation: ↻
 Shot Success: 0%

Sheet	Game	Team	LSFE	1	2	3	4	5	6	7	8	Extra Ends	Total
C	2	SUI - Switzerland	●		0	0	3	0	1	2	0	1	7
	2	GBR - Great Britain	●	*	1	1	0	1	0	0	1	0	4

Most Important Shot:

The British team played a draw that did not get all the way behind cover, allowing the Swiss Skip WAGNER F an opportunity to execute a Take-out for the win.

End: 8
 Team: SUI - Switzerland
 Player: WAGNER Felix
 Team Stone: 1 2 3 4 5 6 7 8
 Task: Take-out
 Rotation: ↻
 Shot Success: 100%

Legend:

↻ Clockwise

↻ Counter-clockwise

LSFE(*) Last Stone First End

X Unplayed/unfinished end due to concession



Session Results and Standings

세션 결과 및 순위

Sheet	Game	Team	LSFE	1	2	3	4	5	6	7	8	Extra Ends	Total
A	1	SWE - Sweden		0	0	1	0	1	0	2	X		4
	1	CHN - People's Republic of China	*	1	3	0	1	0	4	0	X		9
B	2	KOR - Republic of Korea		1	0	1	0	2	0	0	1	1	6
	2	NPA - Neutral Paralympic Athletes	*	0	2	0	1	0	1	1	0	0	5
C	1	SVK - Slovakia	*	1	0	0	2	0	3	1	0		7
	1	FIN - Finland		0	1	1	0	1	0	0	3		6
D	2	CAN - Canada		0	2	2	1	1	4	X	X		10
	2	NOR - Norway	*	1	0	0	0	0	0	X	X		1

Current Standings

Rank	Team	Games	Wins	Losses
1	CAN - Canada	2	2	0
1	KOR - Republic of Korea	2	2	0
3	CHN - People's Republic of China	1	1	0
3	GBR - Great Britain	1	1	0
3	GER - Germany	1	1	0
3	SVK - Slovakia	1	1	0
7	FIN - Finland	1	0	1
7	SUI - Switzerland	1	0	1
7	SWE - Sweden	1	0	1
7	USA - United States of America	1	0	1
11	NOR - Norway	2	0	2
11	NPA - Neutral Paralympic Athletes	2	0	2

Note:
Under WCF rules, tie-breaking rules for standings are not applied until after the last game of the round robin.

Legend:
LSFE(*) Last Stone First End X Unplayed/unfinished end due to concession



Game Results
대회 경기결과

REVISED
10 MAR 21:57

Sheet	Game	Team	LSFE	1	2	3	4	5	6	7	8	Extra Ends	Total
A	1	SWE - Sweden		0	0	1	0	1	0	2	X		4
	1	CHN - People's Republic of China	*	1	3	0	1	0	4	0	X		9

SWE - Sweden			Shot Success	Game	All
4 S	PETTERSSON DAHL Viljo	M	41%	41%	
3	PERSSON Ronny	M	36%	36%	
2	ENGBORG Mats Ola	M	66%	66%	
1 V	ULANDER Kicki	F	84%	84%	
A	REPPE Zandra	F	-	-	
Team Total			57%	57%	

CHN - People's Republic of China			Shot Success	Game	All
4 S	WANG Haitao	M	54%	54%	
3 V	CHEN Jianxin	M	66%	66%	
2	LIU Wei	M	57%	57%	
1	WANG Meng	F	80%	80%	
A	ZHANG Qiang	M	-	-	
Team Total			64%	64%	

Last Stone Draw		Distance
⌚	PETTERSSON DAHL Viljo	199.6cm
⌚	PERSSON Ronny	199.6cm
Total		399.2cm

Time remaining: 5 minutes 35 seconds

Last Stone Draw		Distance
⌚	WANG Meng	199.6cm
⌚	CHEN Jianxin	125.0cm
Total		324.6cm

Time remaining: 5 minutes 55 seconds

Shot Success Analysis

SWE - Sweden		⌚	⌚	Game
4	PETTERSSON DAHL Viljo	Draws	5 25%	2 50% 7 32%
		Take-outs	3 33%	4 63% 7 50%
		Total	8 28%	6 58% 14 41%
3	PERSSON Ronny	Draws	4 25%	4 6% 8 16%
		Take-outs	1 50%	5 65% 6 63%
		Total	5 30%	9 39% 14 36%
2	ENGBORG Mats Ola	Draws	4 44%	1 100% 5 55%
		Take-outs	1 50%	8 75% 9 72%
		Total	5 45%	9 78% 14 66%
1	ULANDER Kicki	Draws	9 81%	2 88% 11 82%
		Take-outs	1 75%	2 100% 3 92%
		Total	10 80%	4 94% 14 84%
A	REPPE Zandra	Draws	0 -	0 - 0 -
		Take-outs	0 -	0 - 0 -
		Total	0 -	0 - 0 -
Team		Draws	22 51%	9 44% 31 49%
		Take-outs	6 46%	19 72% 25 66%
		Total	28 50%	28 63% 56 57%

CHN - People's Republic of China		⌚	⌚	Game
4	WANG Haitao	Draws	4 94%	3 0% 7 54%
		Take-outs	1 50%	6 54% 7 54%
		Total	5 85%	9 36% 14 54%
3	CHEN Jianxin	Draws	2 38%	1 100% 3 58%
		Take-outs	4 63%	7 71% 11 68%
		Total	6 54%	8 75% 14 66%
2	LIU Wei	Draws	4 44%	0 - 4 44%
		Take-outs	8 78%	2 0% 10 63%
		Total	12 67%	2 0% 14 57%
1	WANG Meng	Draws	10 93%	0 - 10 93%
		Take-outs	4 50%	0 - 4 50%
		Total	14 80%	0 - 14 80%
A	ZHANG Qiang	Draws	0 -	0 - 0 -
		Take-outs	0 -	0 - 0 -
		Total	0 -	0 - 0 -
Team		Draws	20 78%	4 25% 24 69%
		Take-outs	17 66%	15 55% 32 61%
		Total	37 72%	19 49% 56 64%

Note:
Position and function for each team member:
4 = Fourth, 3 = Third, 2 = Second, 1 = Lead, A = Alternate, S = Skip, V = Vice-Skip

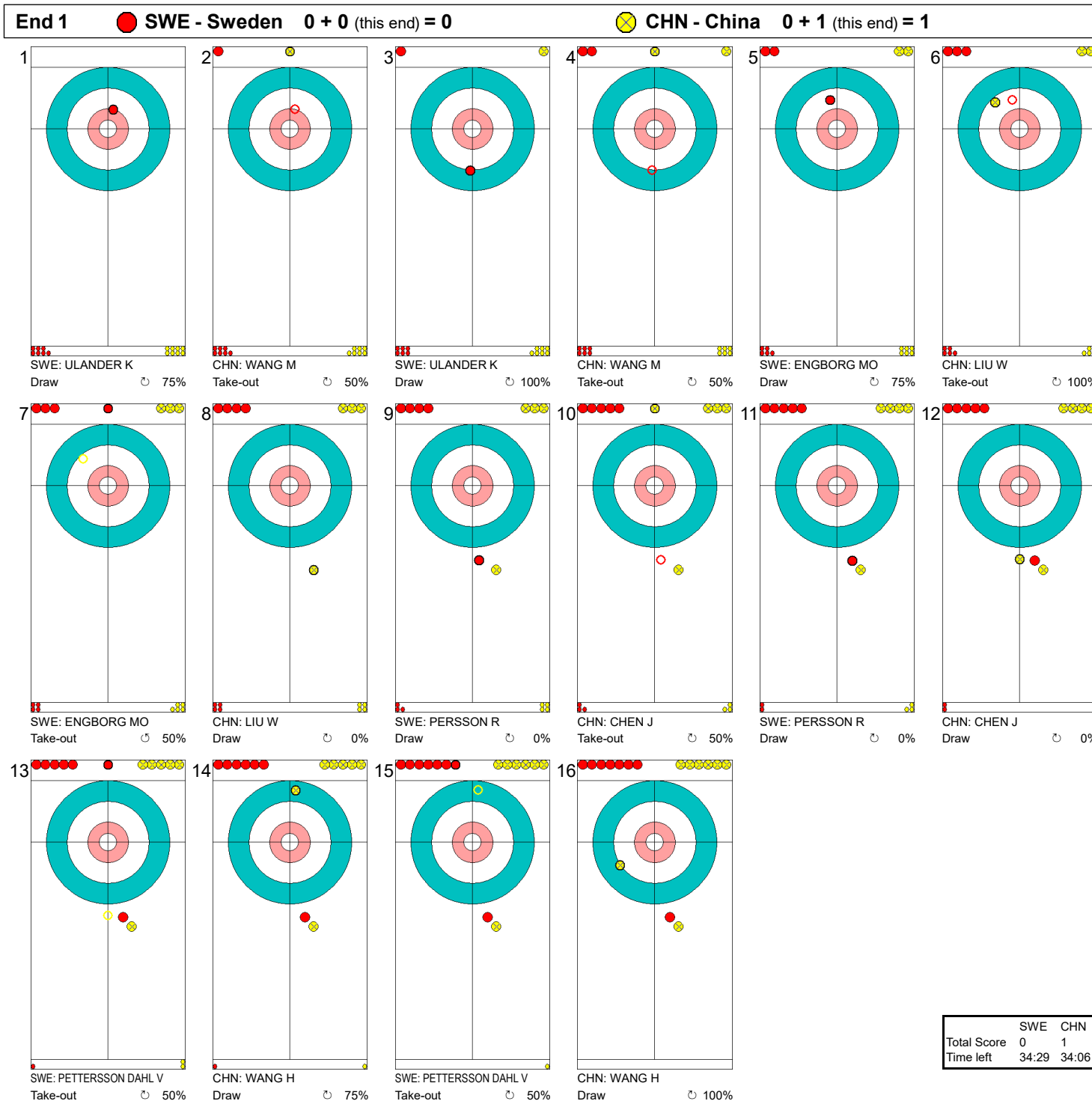
Legend:
⌚ Clockwise ⌚ Counter-clockwise F Female
LSFE(*) Last Stone First End M Male X Unplayed/unfinished end due to concession

SWE: Statistics for PETTERSSON DAHL V revised





Game - Shot by Shot

게임-각각의 샷



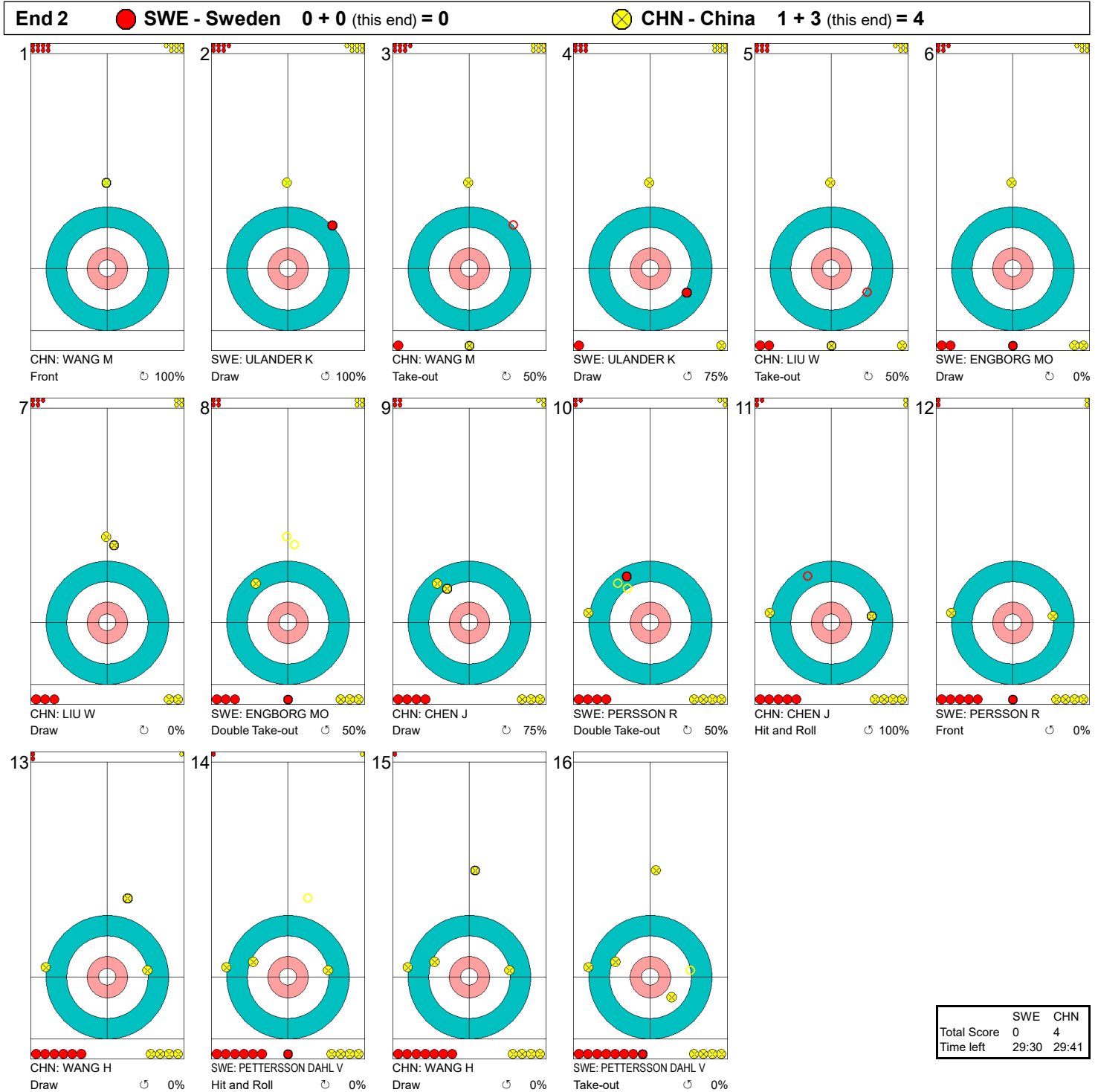
Legend:

 Clockwise
  Counter-clockwise
 - Not considered



Game - Shot by Shot

 게임-각각의 샷

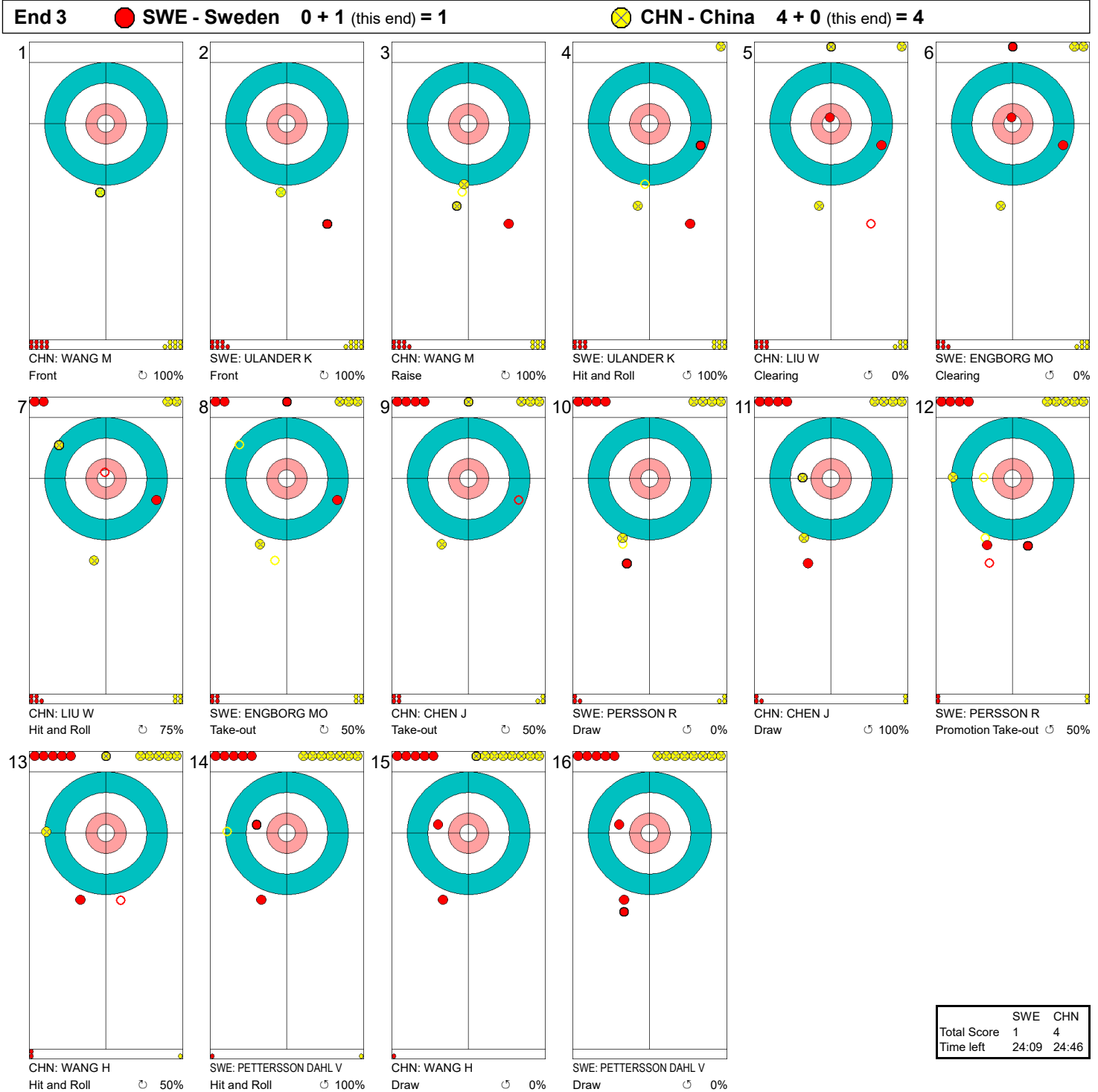


Legend:

 ↻ Clockwise ↺ Counter-clockwise - Not considered



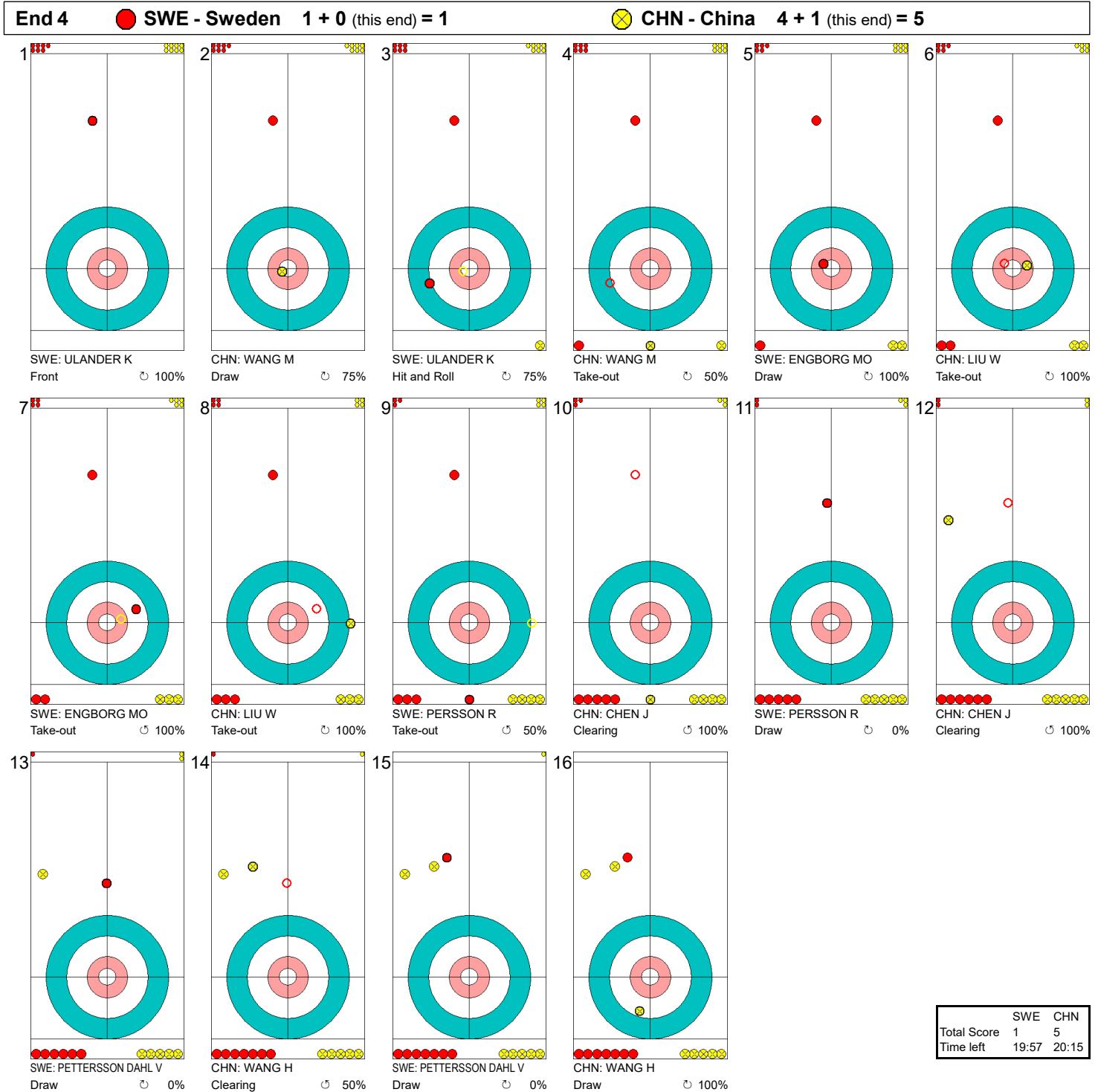
Game - Shot by Shot
게임-각각의 샷



Legend:
 ↻ Clockwise ↺ Counter-clockwise - Not considered



Game - Shot by Shot
게임-각각의 샷

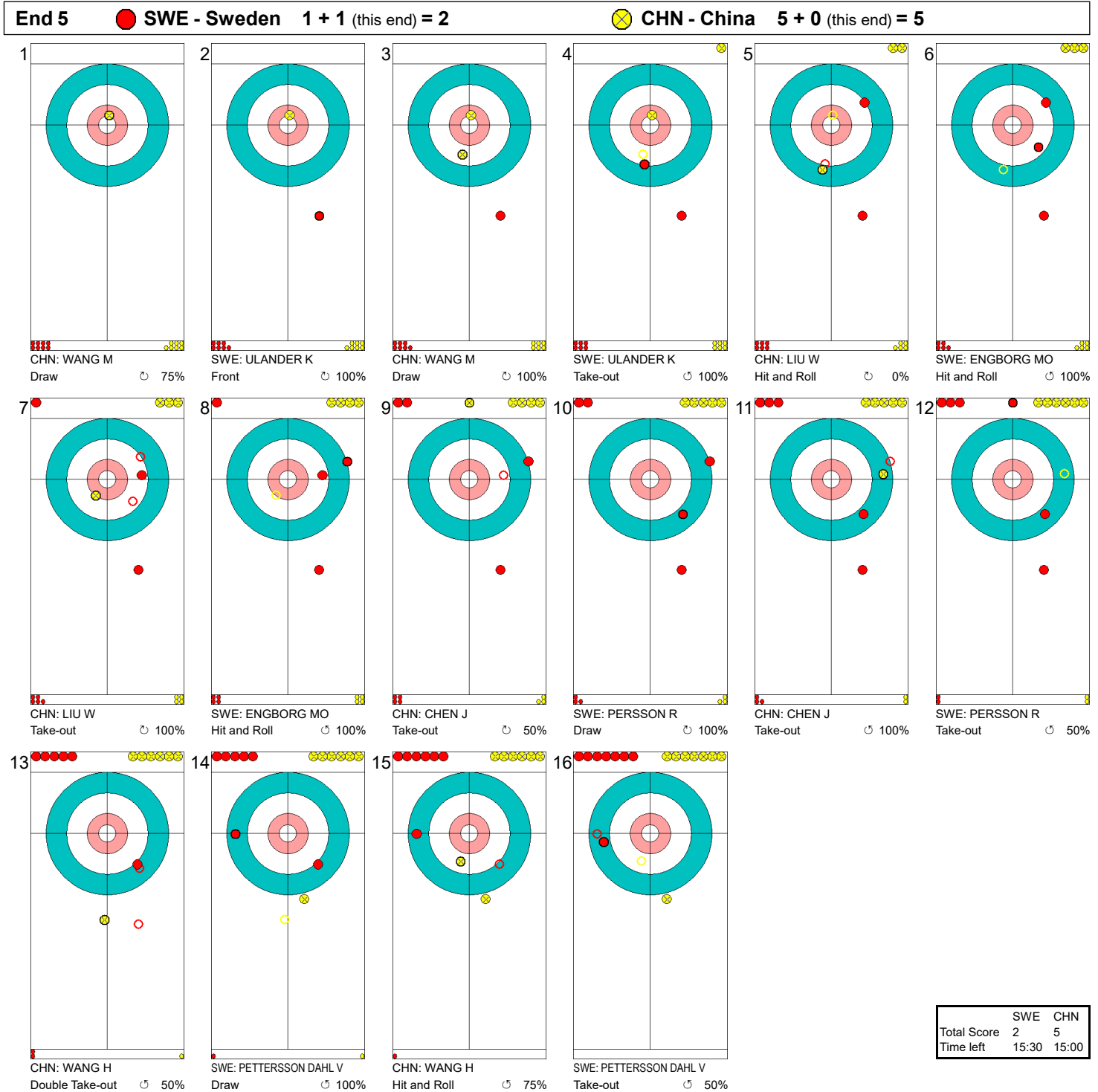


Legend:
 ↻ Clockwise ↺ Counter-clockwise - Not considered



Game - Shot by Shot

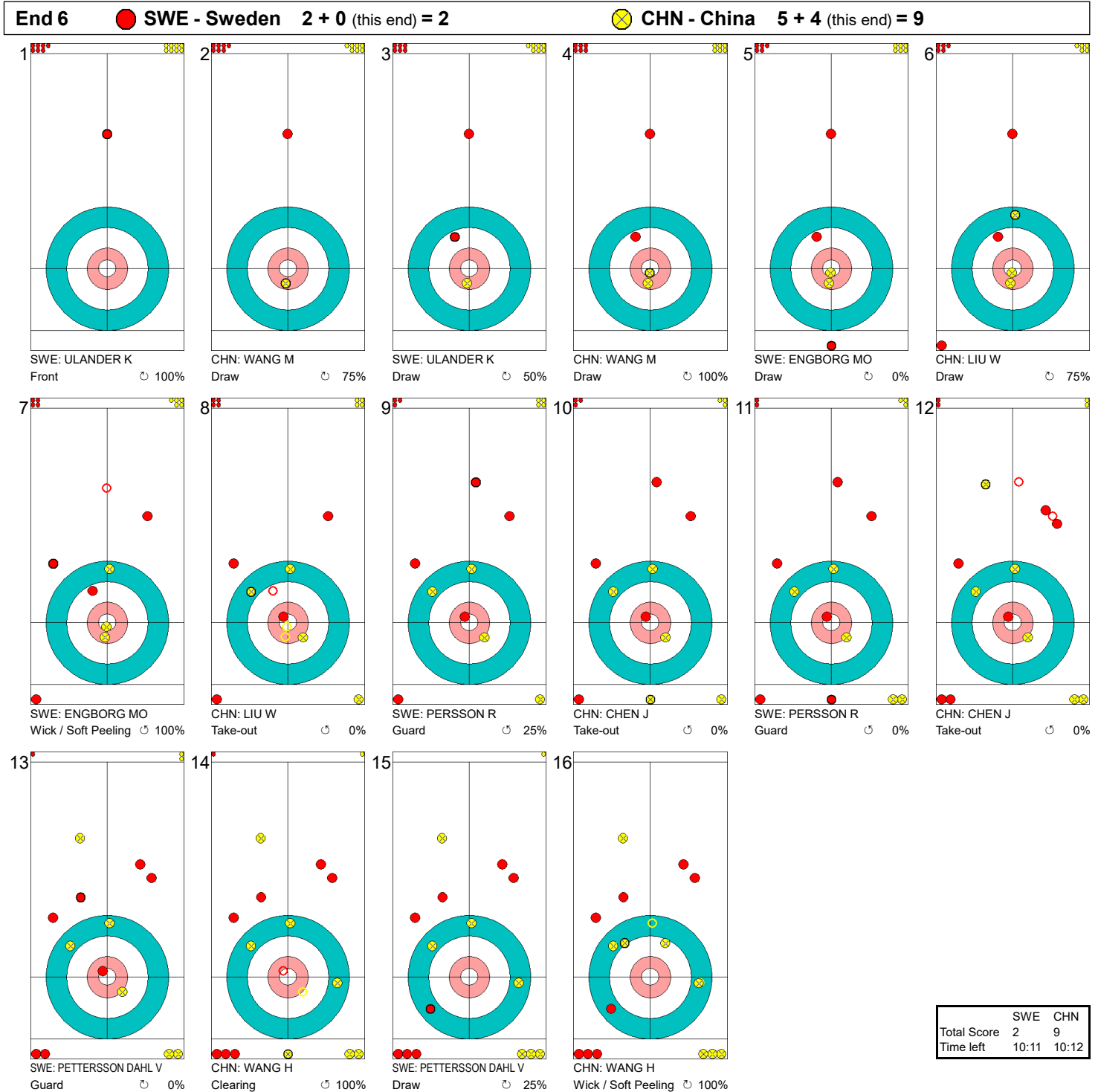
게임-각각의 샷



Legend:
 ↻ Clockwise ↺ Counter-clockwise - Not considered



Game - Shot by Shot
게임-각각의 샷



Legend:
 ↻ Clockwise ↺ Counter-clockwise - Not considered



Game - Shot by Shot
 게임-각각의 샷

End 7 ● **SWE - Sweden** 2 + 2 (this end) = 4 ● **CHN - China** 9 + 0 (this end) = 9



	SWE	CHN
Total Score	4	9
Time left	05:35	05:55

Legend:
 ↻ Clockwise ↻ Counter-clockwise - Not considered



Game Results

대회 경기결과

Sheet	Game	Team	LSFE	1	2	3	4	5	6	7	8	Extra Ends	Total
B	2	KOR - Republic of Korea		1	0	1	0	2	0	0	1	1	6
	2	NPA - Neutral Paralympic Athletes	*	0	2	0	1	0	1	1	0	0	5

KOR - Republic of Korea			Shot Success	
			Game	All
4 V	CHA Jaegoan	M	54 %	59 %
3	JUNG Seungwon	M	41 %	63 %
2 S	SEO Soonseok	M	50 %	55 %
1	BANG Min-Ja	F	51 %	64 %
A	LEE Dongha	M	65 %	65 %
Team Total			52 %	60 %

NPA - Neutral Paralympic Athletes			Shot Success	
			Game	All
4 S	KUROKHTIN Konstantin	M	28 %	38 %
3 V	ROMANOV Marat	M	60 %	49 %
2	MESHCHERIAKOV Andrei	M	72 %	66 %
1	SHCHUKINA Daria	F	65 %	59 %
A	SHEVCHENKO Alexander	M	-	-
Team Total			56 %	53 %

Last Stone Draw		Distance
☺	JUNG Seungwon	188.3cm
☹	CHA Jaegoan	101.8cm
Total		290.1cm

Last Stone Draw		Distance
☺	ROMANOV Marat	59.3cm
☹	MESHCHERIAKOV Andrei	199.6cm
Total		258.9cm

Time remaining: 0 minutes 37 seconds
 Time remaining: 2 minutes 28 seconds (after extra end)

Time remaining: 2 minutes 35 seconds
 Time remaining: 2 minutes 16 seconds (after extra end)

Time-out: End 8 - KOR stone 7; End 9 - KOR stone 7

Time-out: End 8 - NPA stone 8; End 9 - NPA stone 7

LEE D replaced JUNG S at the beginning of end 5

Shot Success Analysis

KOR - Republic of Korea		☺	☹	Game
4 CHA Jaegoan	Draws	3 33%	6 63%	9 53%
	Take-outs	5 50%	4 63%	9 56%
	Total	8 44%	10 63%	18 54%
3 JUNG Seungwon	Draws	0 -	2 0%	2 0%
	Take-outs	4 69%	2 25%	6 54%
	Total	4 69%	4 13%	8 41%
2 SEO Soonseok	Draws	3 17%	8 56%	11 45%
	Take-outs	5 50%	2 75%	7 57%
	Total	8 38%	10 60%	18 50%
1 BANG Min-Ja	Draws	6 46%	6 58%	12 52%
	Take-outs	5 50%	1 50%	6 50%
	Total	11 48%	7 57%	18 51%
A LEE Dongha	Draws	3 83%	3 42%	6 63%
	Take-outs	0 -	4 69%	4 69%
	Total	3 83%	7 57%	10 65%
Team	Draws	15 45%	25 52%	40 49%
	Take-outs	19 54%	13 60%	32 56%
	Total	34 50%	38 55%	72 52%

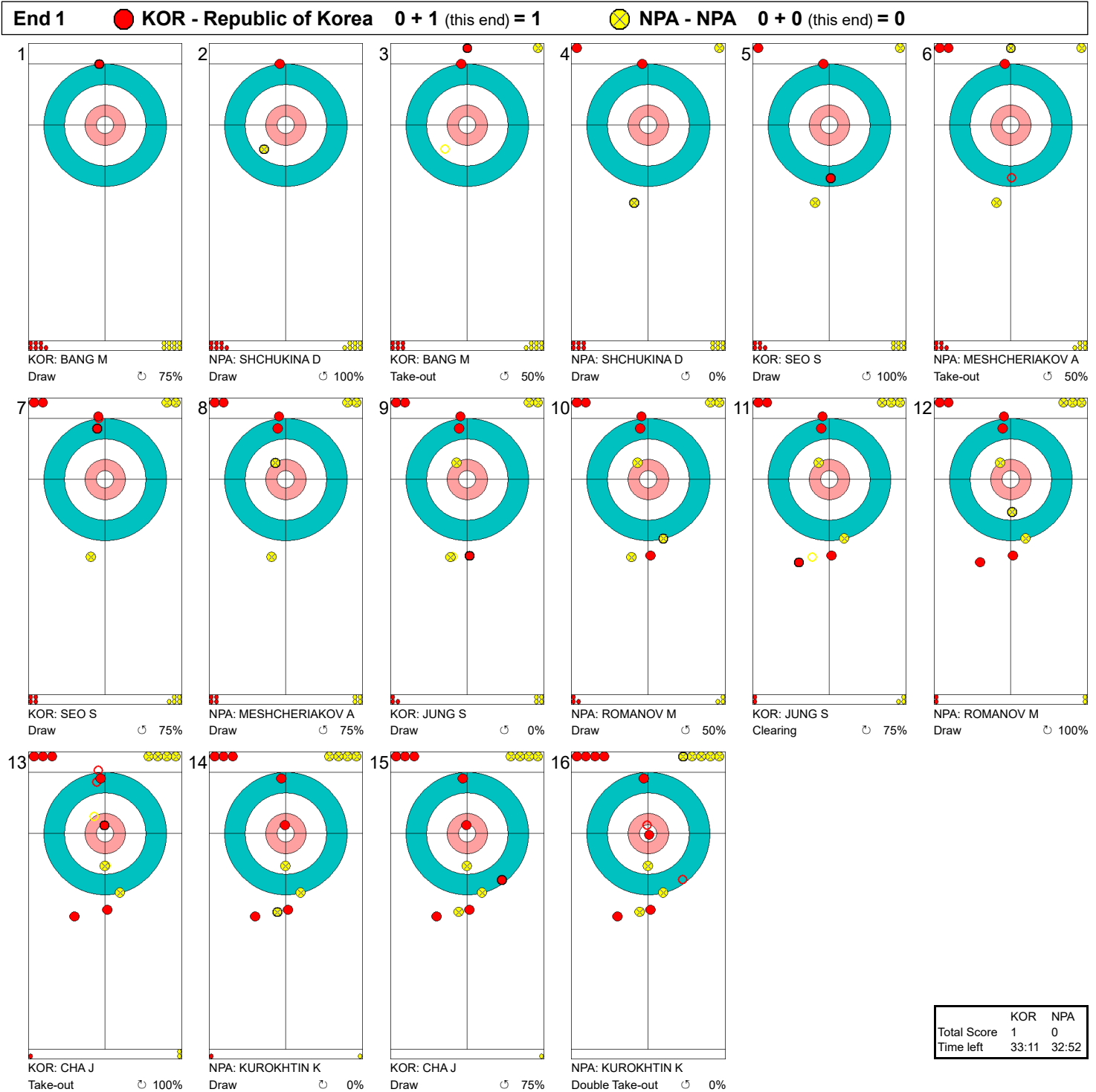
NPA - Neutral Paralympic Athletes		☺	☹	Game
4 KUROKHTIN Konstantin	Draws	5 40%	11 27%	16 31%
	Take-outs	0 -	2 0%	2 0%
	Total	5 40%	13 23%	18 28%
3 ROMANOV Marat	Draws	4 69%	7 46%	11 55%
	Take-outs	4 56%	3 83%	7 68%
	Total	8 63%	10 58%	18 60%
2 MESHCHERIAKOV Andrei	Draws	3 67%	9 64%	12 65%
	Take-outs	4 100%	2 63%	6 88%
	Total	7 86%	11 64%	18 72%
1 SHCHUKINA Daria	Draws	0 -	16 64%	16 64%
	Take-outs	2 75%	0 -	2 75%
	Total	2 75%	16 64%	18 65%
A SHEVCHENKO Alexander	Draws	0 -	0 -	0 -
	Take-outs	0 -	0 -	0 -
	Total	0 -	0 -	0 -
Team	Draws	12 56%	43 52%	55 53%
	Take-outs	10 78%	7 54%	17 68%
	Total	22 66%	50 52%	72 56%

Note:
 Position and function for each team member:
 4 = Fourth, 3 = Third, 2 = Second, 1 = Lead, A = Alternate, S = Skip, V = Vice-Skip

Legend:
 ☺ Clockwise ☹ Counter-clockwise F Female
 LSFE(*) Last Stone First End M Male



Game - Shot by Shot
게임-각각의 샷



Legend:
 ↻ Clockwise ↺ Counter-clockwise - Not considered



Game - Shot by Shot
게임-각각의 샷

End 2 ● **KOR - Republic of Korea** 1 + 0 (this end) = 1 ● **NPA - NPA** 0 + 2 (this end) = 2

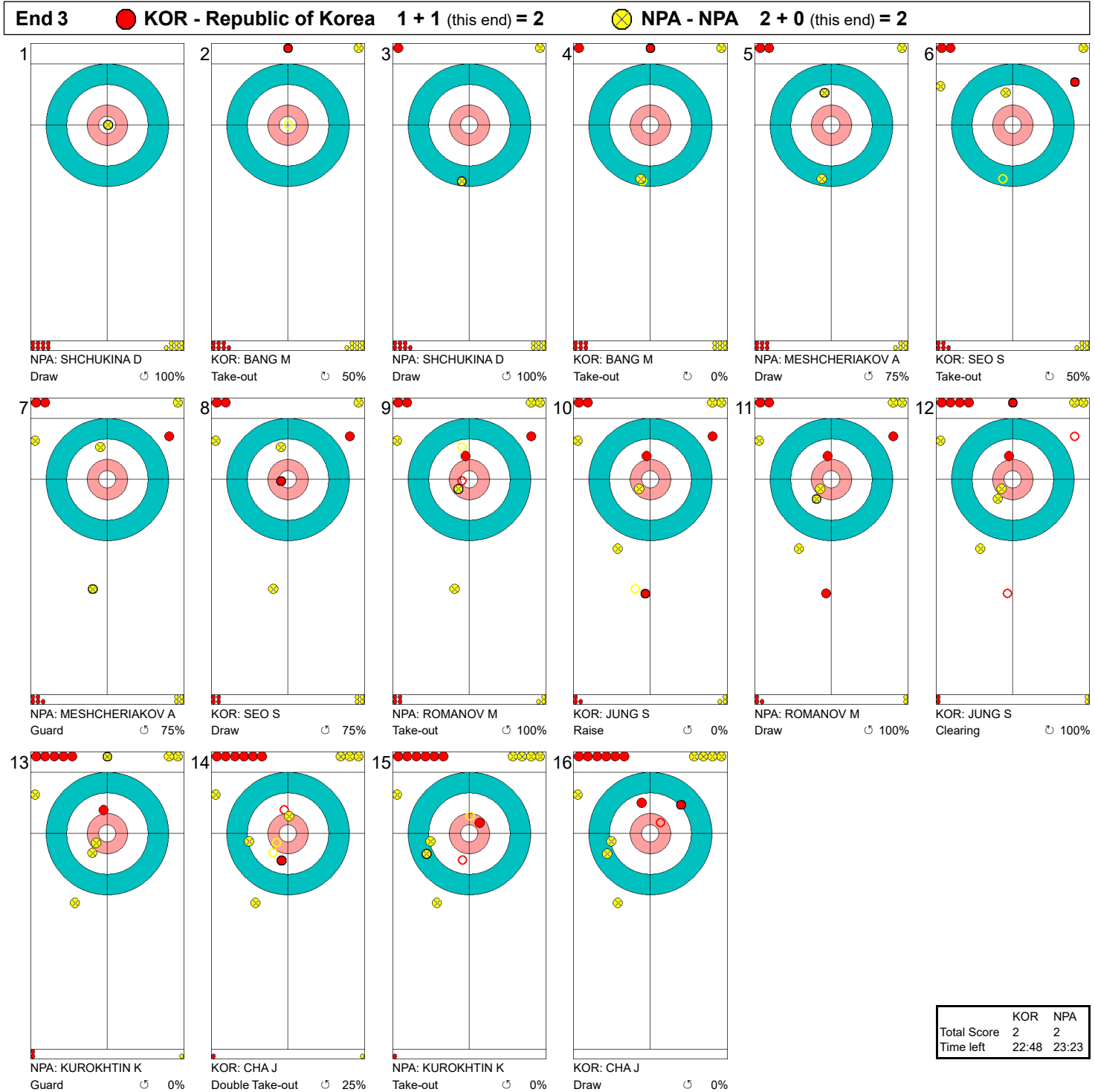


	KOR	NPA
Total Score	1	2
Time left	28:39	27:58

Legend:
 ↻ Clockwise ↺ Counter-clockwise - Not considered



Game - Shot by Shot
게임-각각의 샷

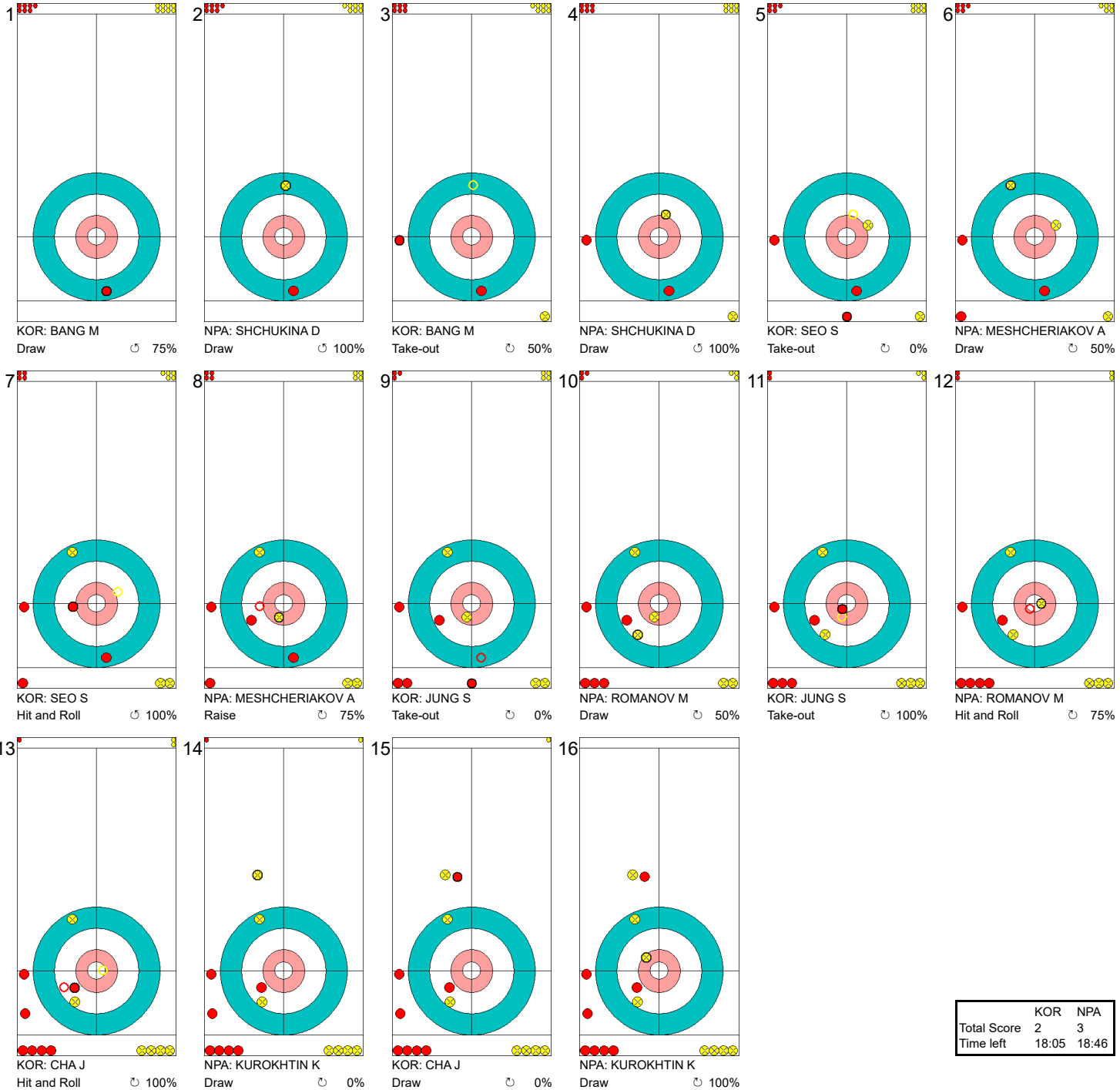


Legend:
 ↻ Clockwise ↺ Counter-clockwise - Not considered



Game - Shot by Shot
게임-각각의 샷

End 4 ● KOR - Republic of Korea 2 + 0 (this end) = 2 ○ NPA - NPA 2 + 1 (this end) = 3



	KOR	NPA
Total Score	2	3
Time left	18:05	18:46

Legend: ↻ Clockwise ↺ Counter-clockwise - Not considered



Game - Shot by Shot
게임-각각의 샷

End 5 ● KOR - Republic of Korea 2 + 2 (this end) = 4 ○ NPA - NPA 3 + 0 (this end) = 3



	KOR	NPA
Total Score	4	3
Time left	13:29	13:59

Legend:
 ↻ Clockwise ↺ Counter-clockwise - Not considered



Game - Shot by Shot

게임-각각의 샷

End 6 ● KOR - Republic of Korea 4 + 0 (this end) = 4 ○ NPA - NPA 3 + 1 (this end) = 4



	KOR	NPA
Total Score	4	4
Time left	09:02	09:37

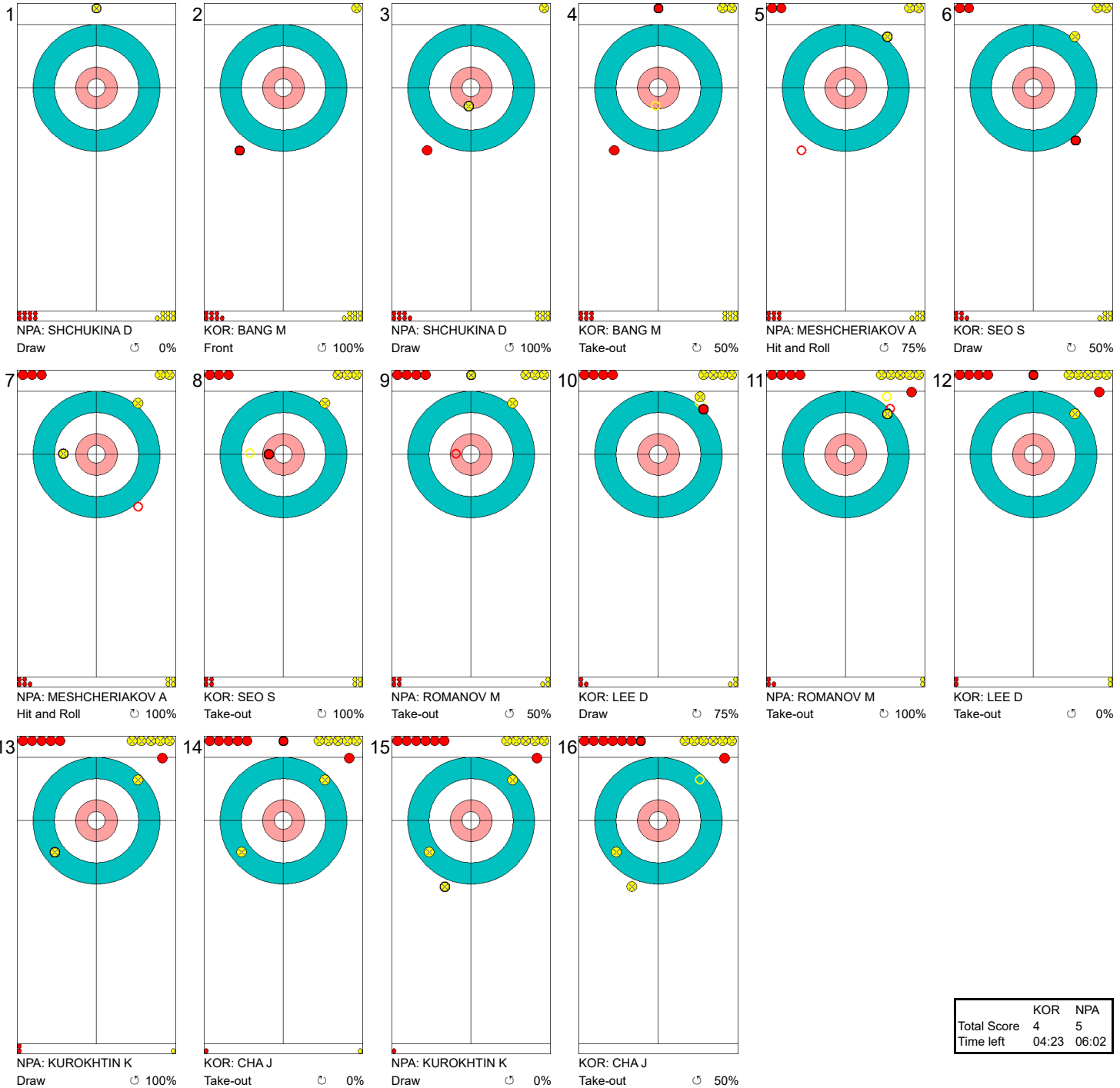
Legend: ○ Clockwise ↺ Counter-clockwise - Not considered



Game - Shot by Shot

게임-각각의 샷

End 7 **KOR - Republic of Korea** 4 + 0 (this end) = 4 **NPA - NPA** 4 + 1 (this end) = 5



	KOR	NPA
Total Score	4	5
Time left	04:23	06:02

Legend:
 Clockwise
 Counter-clockwise
 - Not considered



Game - Shot by Shot
게임-각각의 샷

End 8 ● KOR - Republic of Korea 4 + 1 (this end) = 5 ○ NPA - NPA 5 + 0 (this end) = 5



	KOR	NPA
Total Score	5	5
Time left	00:37	02:35

Legend:
 ↻ Clockwise ↺ Counter-clockwise - Not considered



Game - Shot by Shot
게임-각각의 샷

End 9 ● **KOR - Republic of Korea** **5 + 1 (this end) = 6** ⊗ **NPA - NPA** **5 + 0 (this end) = 5**



	KOR	NPA
Total Score	6	5
Time left	02:28	02:16

Legend:
↻ Clockwise ↺ Counter-clockwise - Not considered



Game Results

대회 경기결과

Sheet	Game	Team	LSFE	1	2	3	4	5	6	7	8	Extra Ends	Total
C	1	SVK - Slovakia	*	1	0	0	2	0	3	1	0		7
	1	FIN - Finland		0	1	1	0	1	0	0	3		6

SVK - Slovakia			Shot Success	
			Game	All
4	PITONAK Dusan	M	58%	58%
3	S DURIS Radoslav	M	55%	55%
2	LYOCSA Imrich	M	48%	48%
1	V KUNKELOVA Monika	F	58%	58%
A	ZATKO Peter	M	-	-
Team Total			55%	55%

FIN - Finland			Shot Success	
			Game	All
4	V KARJALAINEN Markku	M	36%	36%
3	JAASKELAINEN Yrjo Tapani	M	33%	33%
2	S KARJALAINEN Sari	F	69%	69%
1	SAROSALO Riitta	F	78%	78%
A	LEPPANEN Vesa	M	-	-
Team Total			54%	54%

Last Stone Draw Distance

⌚	LYOCSA Imrich	8.1cm
⌚	PITONAK Dusan	199.6cm
Total		207.7cm

Time remaining: 14 minutes 59 seconds

Time-out: End 7 - SVK stone 4

Last Stone Draw Distance

⌚	SAROSALO Riitta	199.6cm
⌚	KARJALAINEN Sari	152.3cm
Total		351.9cm

Time remaining: 8 minutes 58 seconds

Shot Success Analysis

SVK - Slovakia		⌚	⌚	Game	
4	PITONAK Dusan	Draws	5 85%	5 50%	10 68%
		Take-outs	3 50%	2 25%	5 40%
		Total	8 72%	7 43%	15 58%
3	DURIS Radoslav	Draws	2 88%	4 19%	6 42%
		Take-outs	9 64%	0 -	9 64%
		Total	11 68%	4 19%	15 55%
2	LYOCSA Imrich	Draws	4 31%	0 -	4 31%
		Take-outs	8 69%	3 17%	11 55%
		Total	12 56%	3 17%	15 48%
1	KUNKELOVA Monika	Draws	9 58%	1 0%	10 53%
		Take-outs	4 75%	1 50%	5 70%
		Total	13 63%	2 25%	15 58%
A	ZATKO Peter	Draws	0 -	0 -	0 -
		Take-outs	0 -	0 -	0 -
		Total	0 -	0 -	0 -
Team		Draws	20 63%	10 33%	30 53%
		Take-outs	24 66%	6 25%	30 58%
		Total	44 64%	16 30%	60 55%

FIN - Finland		⌚	⌚	Game	
4	KARJALAINEN Markku	Draws	1 0%	8 34%	9 31%
		Take-outs	2 25%	5 50%	7 43%
		Total	3 17%	13 40%	16 36%
3	JAASKELAINEN Yrjo Tapani	Draws	3 25%	7 21%	10 23%
		Take-outs	3 67%	3 33%	6 50%
		Total	6 46%	10 25%	16 33%
2	KARJALAINEN Sari	Draws	11 57%	3 92%	14 64%
		Take-outs	2 100%	0 -	2 100%
		Total	13 63%	3 92%	16 69%
1	SAROSALO Riitta	Draws	11 82%	0 -	11 82%
		Take-outs	5 70%	0 -	5 70%
		Total	16 78%	0 -	16 78%
A	LEPPANEN Vesa	Draws	0 -	0 -	0 -
		Take-outs	0 -	0 -	0 -
		Total	0 -	0 -	0 -
Team		Draws	26 62%	18 39%	44 52%
		Take-outs	12 67%	8 44%	20 58%
		Total	38 63%	26 40%	64 54%

Note:

Position and function for each team member:

4 = Fourth, 3 = Third, 2 = Second, 1 = Lead, A = Alternate, S = Skip, V = Vice-Skip

Legend:

⌚ Clockwise

⌚ Counter-clockwise

F Female

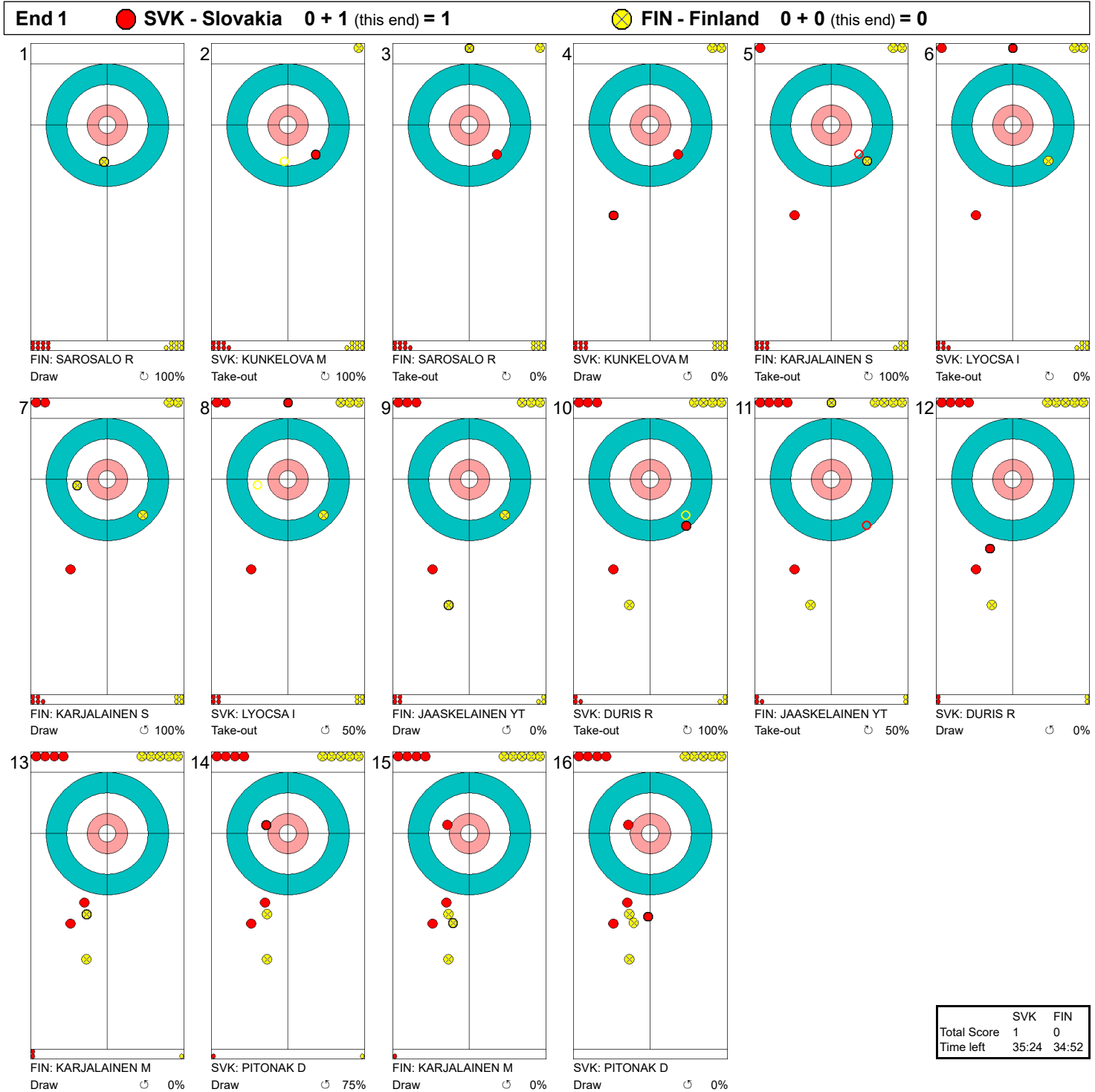
LSFE(*) Last Stone First End

M Male



Game - Shot by Shot

 게임-각각의 샷



Legend:

↻ Clockwise
 ↻ Counter-clockwise
- Not considered



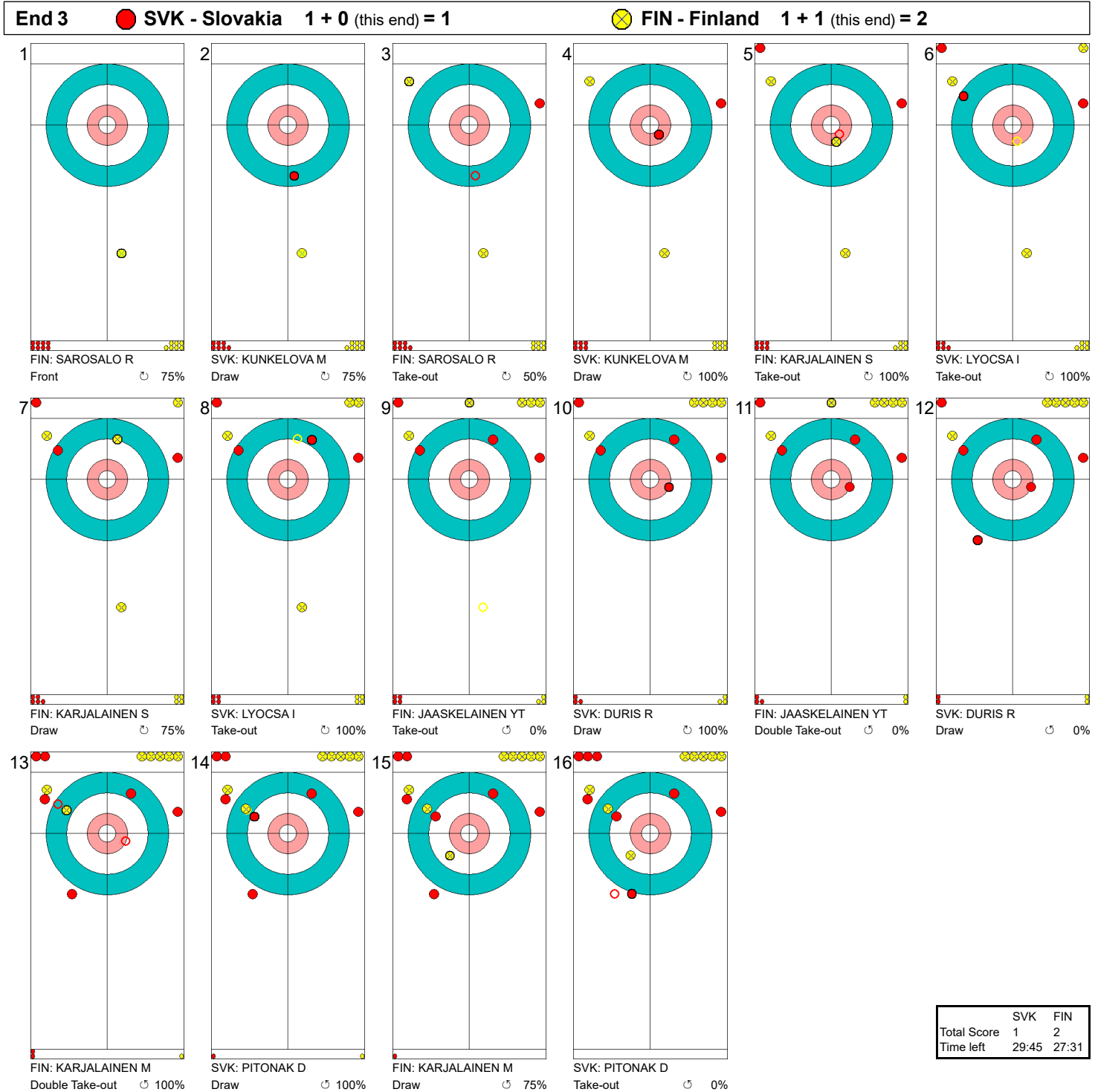
Game - Shot by Shot
게임-각각의 샷



Legend:
 ↻ Clockwise ↺ Counter-clockwise - Not considered



Game - Shot by Shot
 게임-각각의 샷

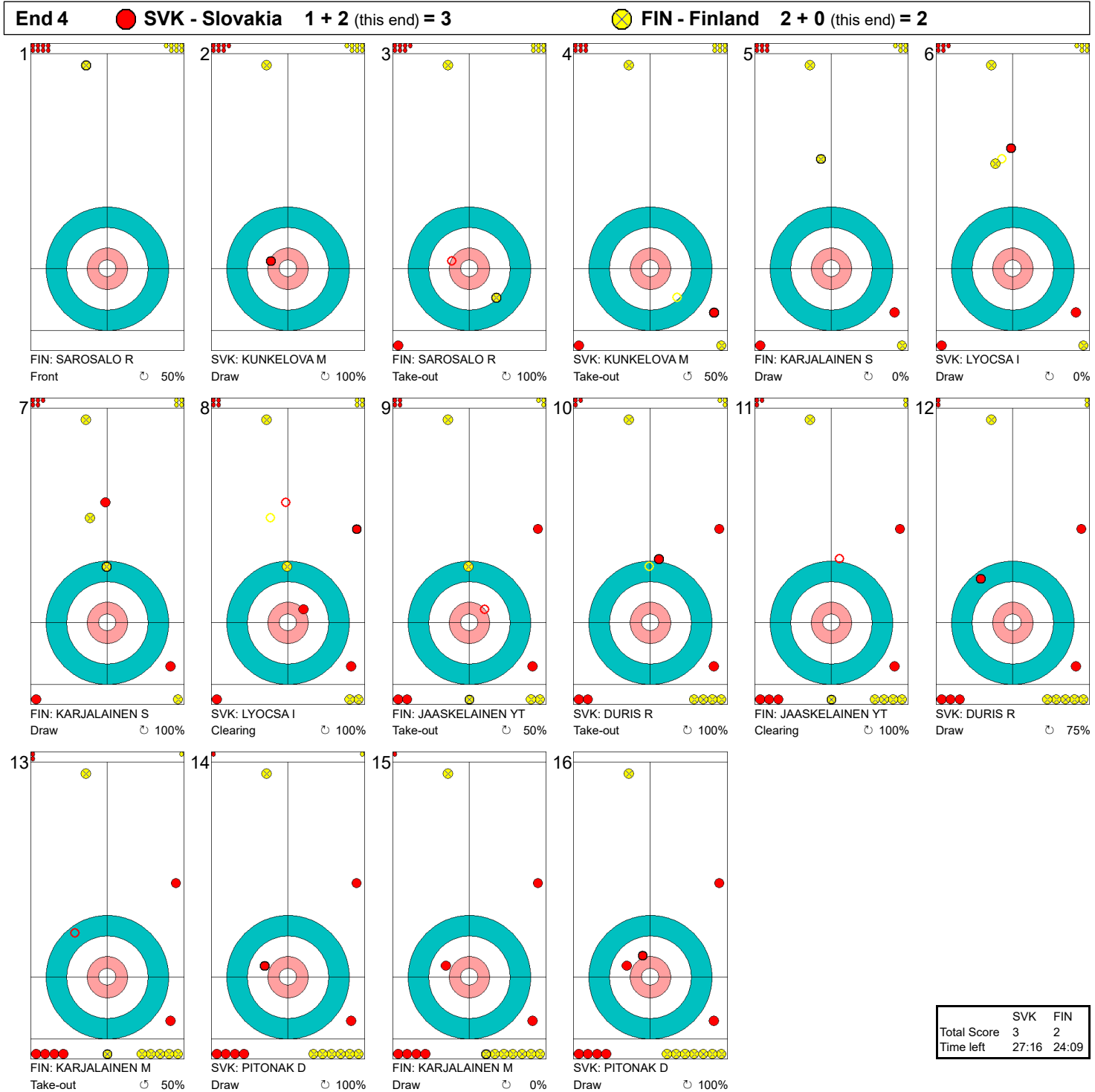


Legend:
 ↻ Clockwise ↺ Counter-clockwise - Not considered



Game - Shot by Shot

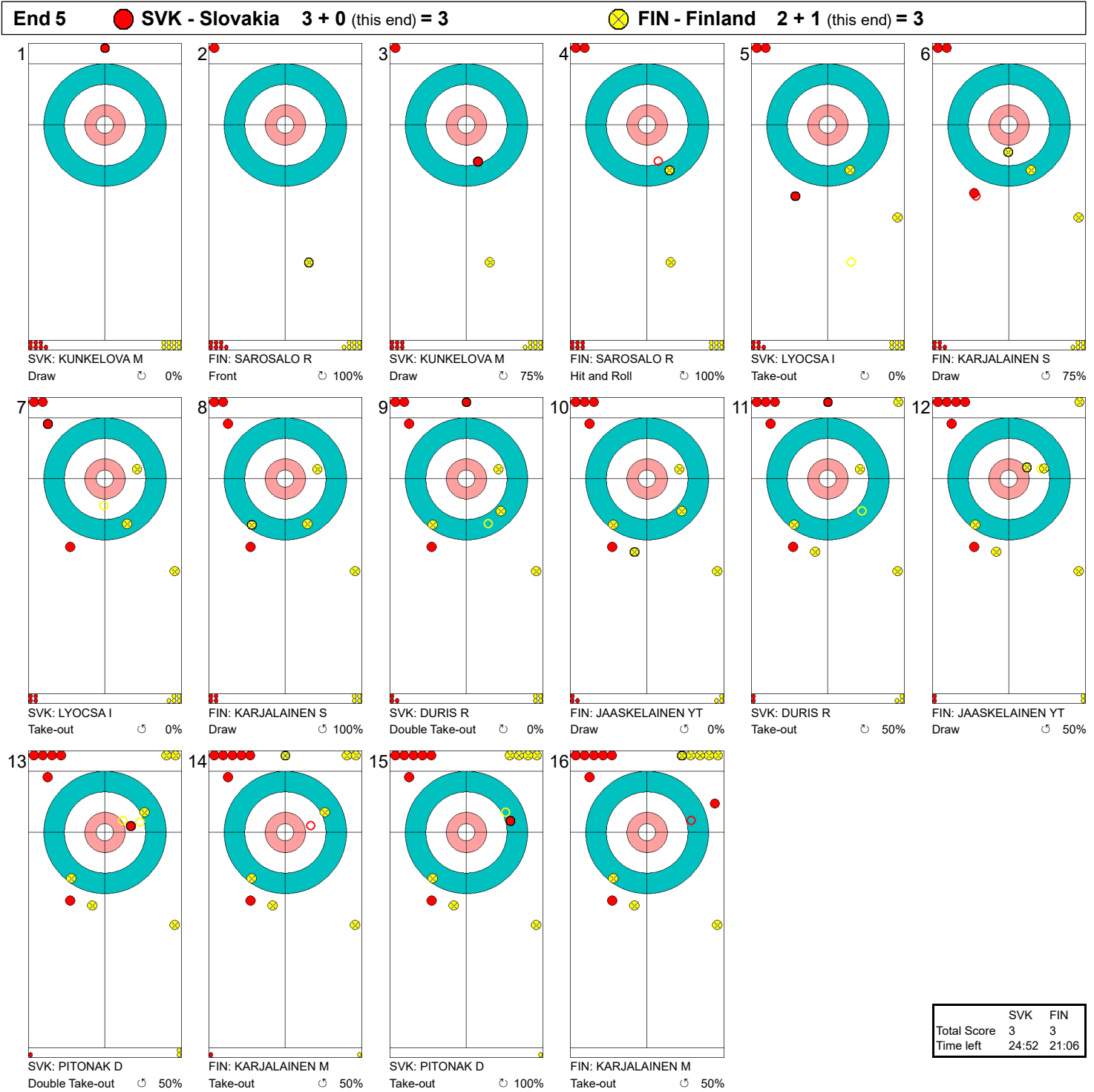
 게임-각각의 샷



Legend:
 ↻ Clockwise ↺ Counter-clockwise - Not considered



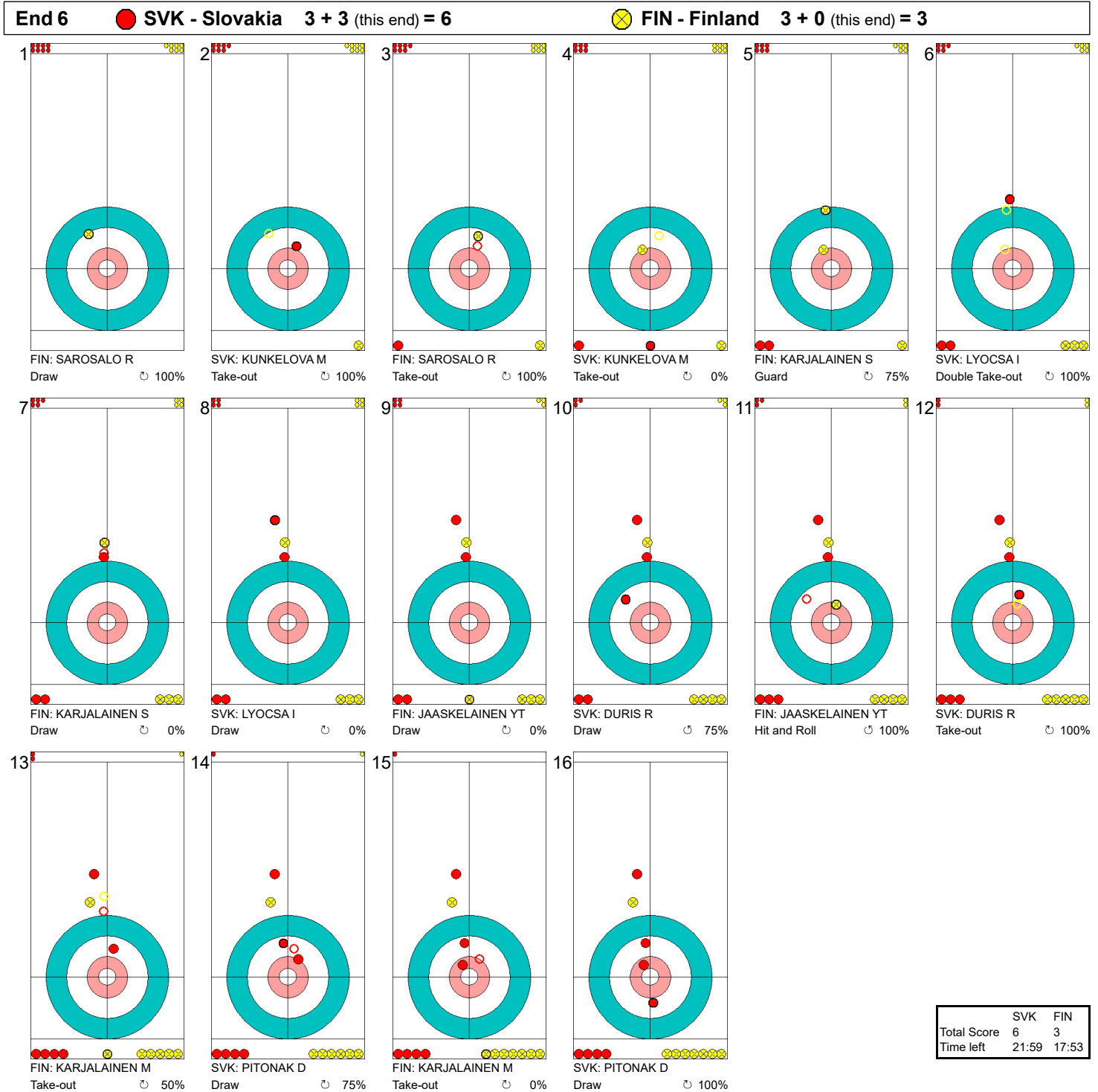
Game - Shot by Shot
게임-각각의 샷



Legend:
 ↻ Clockwise ↺ Counter-clockwise - Not considered



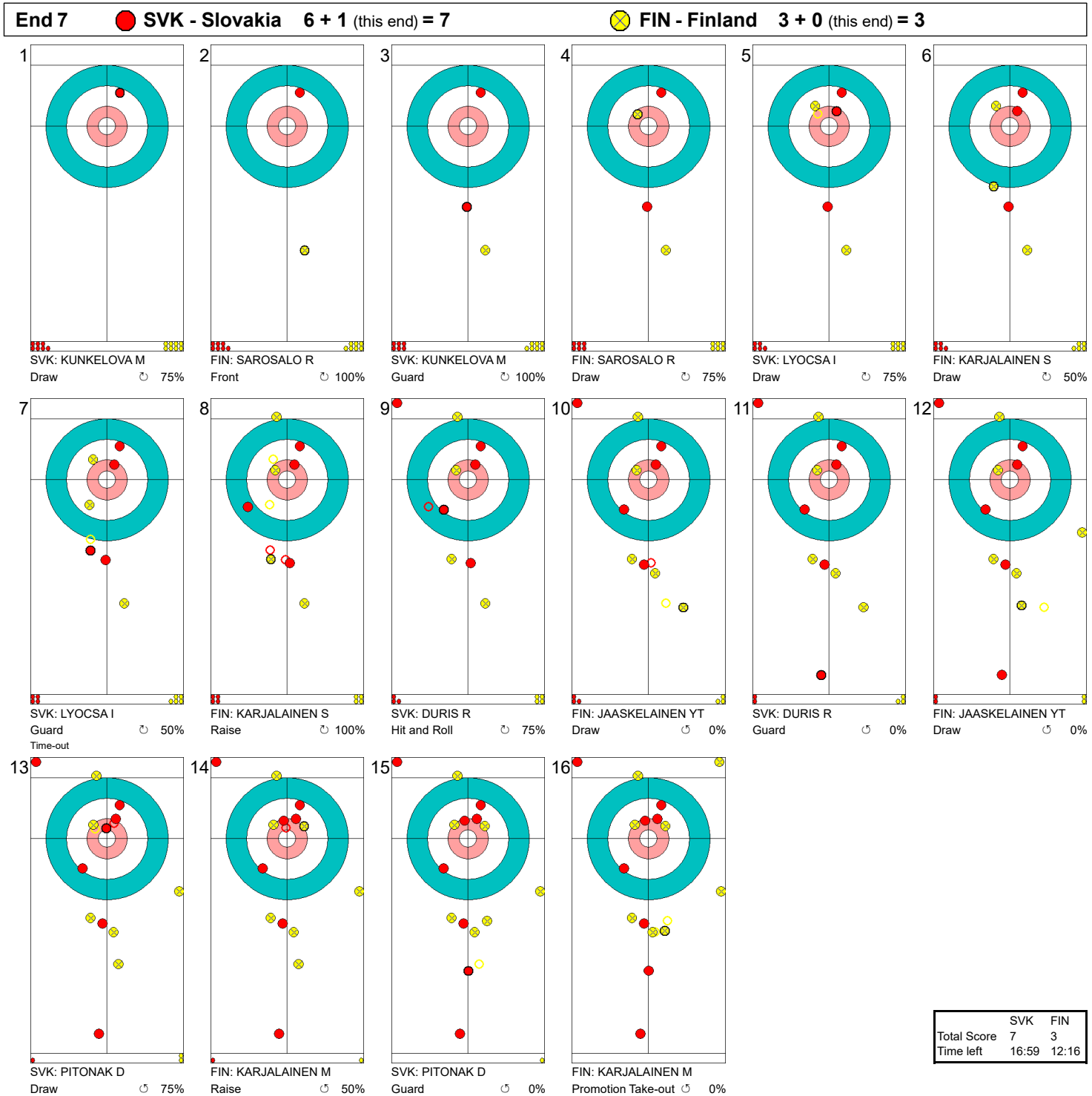
Game - Shot by Shot
게임-각각의 샷



Legend:
 ↻ Clockwise ↺ Counter-clockwise - Not considered



Game - Shot by Shot
 게임-각각의 샷



Legend:
 ↻ Clockwise ↺ Counter-clockwise - Not considered



Game - Shot by Shot
게임-각각의 샷

End 8 **SVK - Slovakia 7 + 0 (this end) = 7** **FIN - Finland 3 + 3 (this end) = 6**



	SVK	FIN
Total Score	7	6
Time left	14:59	08:58

Legend:
 Clockwise
 Counter-clockwise
 - Not considered



Game Results

대회 경기결과

Sheet	Game	Team	LSFE	1	2	3	4	5	6	7	8	Extra Ends	Total
D	2	CAN - Canada		0	2	2	1	1	4	X	X		10
	2	NOR - Norway	*	1	0	0	0	0	0	X	X		1

CAN - Canada			Shot Success	Game	All
4 S	IDESON Mark	M	79%	71%	
3 V	FORREST Ina	F	69%	75%	
2	THIESSEN Dennis	M	65%	57%	
1	WRIGHT Marie	F	67%	65%	
A	ANSEEUW Jamie	M	-	-	
Team Total			70%	67%	

NOR - Norway			Shot Success	Game	All
4 S	LORENTSEN Rune	M	35%	32%	
3 V	STORDAHL Jostein	M	29%	56%	
2	SYVERSEN Ole Fredrik	M	46%	52%	
1	LOECHEN Sissel	F	81%	59%	
A	IVERSEN Rikke	F	-	-	
Team Total			48%	50%	

Last Stone Draw		Distance
⌚	WRIGHT Marie	182.6cm
⌚	THIESSEN Dennis	92.3cm
Total		274.9cm

Time remaining: 9 minutes 18 seconds
Time-out: End 5 - CAN stone 5

Last Stone Draw		Distance
⌚	STORDAHL Jostein	84.0cm
⌚	SYVERSEN Ole Fredrik	85.6cm
Total		169.6cm

Time remaining: 12 minutes 14 seconds

Shot Success Analysis

CAN - Canada		⌚	⌚	Game
4	IDESON Mark	Draws	4 69%	6 79%
	Take-outs	2 100%	0 -	2 100%
	Total	6 79%	6 79%	12 79%
3	FORREST Ina	Draws	5 75%	5 60%
	Take-outs	2 75%	0 -	2 75%
	Total	7 75%	5 60%	12 69%
2	THIESSEN Dennis	Draws	2 0%	2 38%
	Take-outs	2 100%	6 83%	8 88%
	Total	4 50%	8 72%	12 65%
1	WRIGHT Marie	Draws	8 59%	1 75%
	Take-outs	2 75%	1 100%	3 83%
	Total	10 63%	2 88%	12 67%
A	ANSEEUW Jamie	Draws	0 -	0 -
	Take-outs	0 -	0 -	0 -
	Total	0 -	0 -	0 -
Team	Draws	19 59%	14 66%	33 62%
	Take-outs	8 88%	7 86%	15 87%
	Total	27 68%	21 73%	48 70%

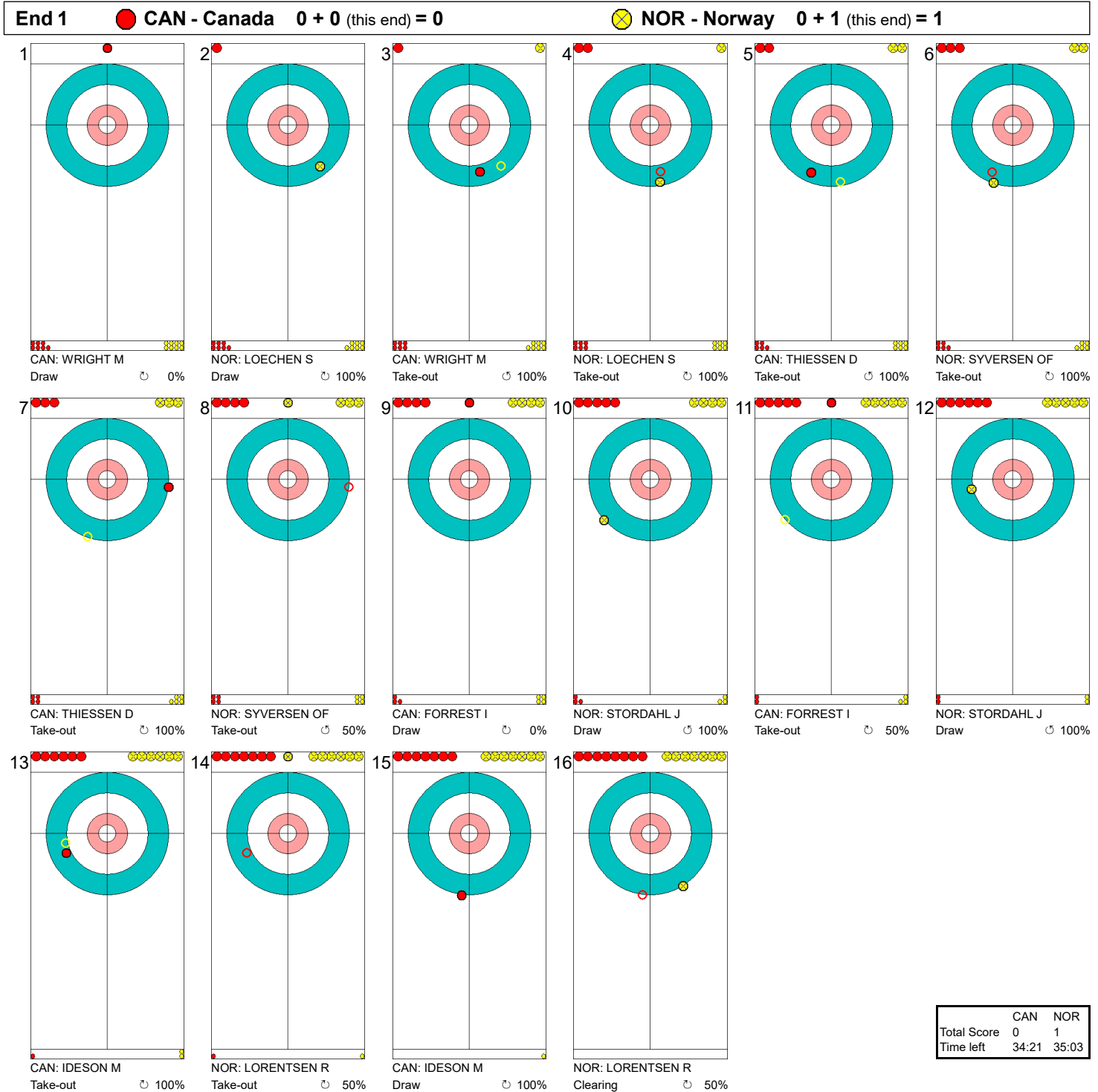
NOR - Norway		⌚	⌚	Game
4	LORENTSEN Rune	Draws	0 -	1 0%
	Take-outs	3 67%	8 28%	11 39%
	Total	3 67%	9 25%	12 35%
3	STORDAHL Jostein	Draws	0 -	4 50%
	Take-outs	3 8%	5 25%	8 19%
	Total	3 8%	9 36%	12 29%
2	SYVERSEN Ole Fredrik	Draws	3 50%	2 38%
	Take-outs	3 50%	4 44%	7 46%
	Total	6 50%	6 42%	12 46%
1	LOECHEN Sissel	Draws	6 88%	3 67%
	Take-outs	3 83%	0 -	3 83%
	Total	9 86%	3 67%	12 81%
A	IVERSEN Rikke	Draws	0 -	0 -
	Take-outs	0 -	0 -	0 -
	Total	0 -	0 -	0 -
Team	Draws	9 75%	10 48%	19 61%
	Take-outs	12 52%	17 31%	29 40%
	Total	21 62%	27 37%	48 48%

Note:
Position and function for each team member:
4 = Fourth, 3 = Third, 2 = Second, 1 = Lead, A = Alternate, S = Skip, V = Vice-Skip

Legend:
⌚ Clockwise ⌚ Counter-clockwise F Female
LSFE(*) Last Stone First End M Male X Unplayed/unfinished end due to concession



Game - Shot by Shot
게임-각각의 샷



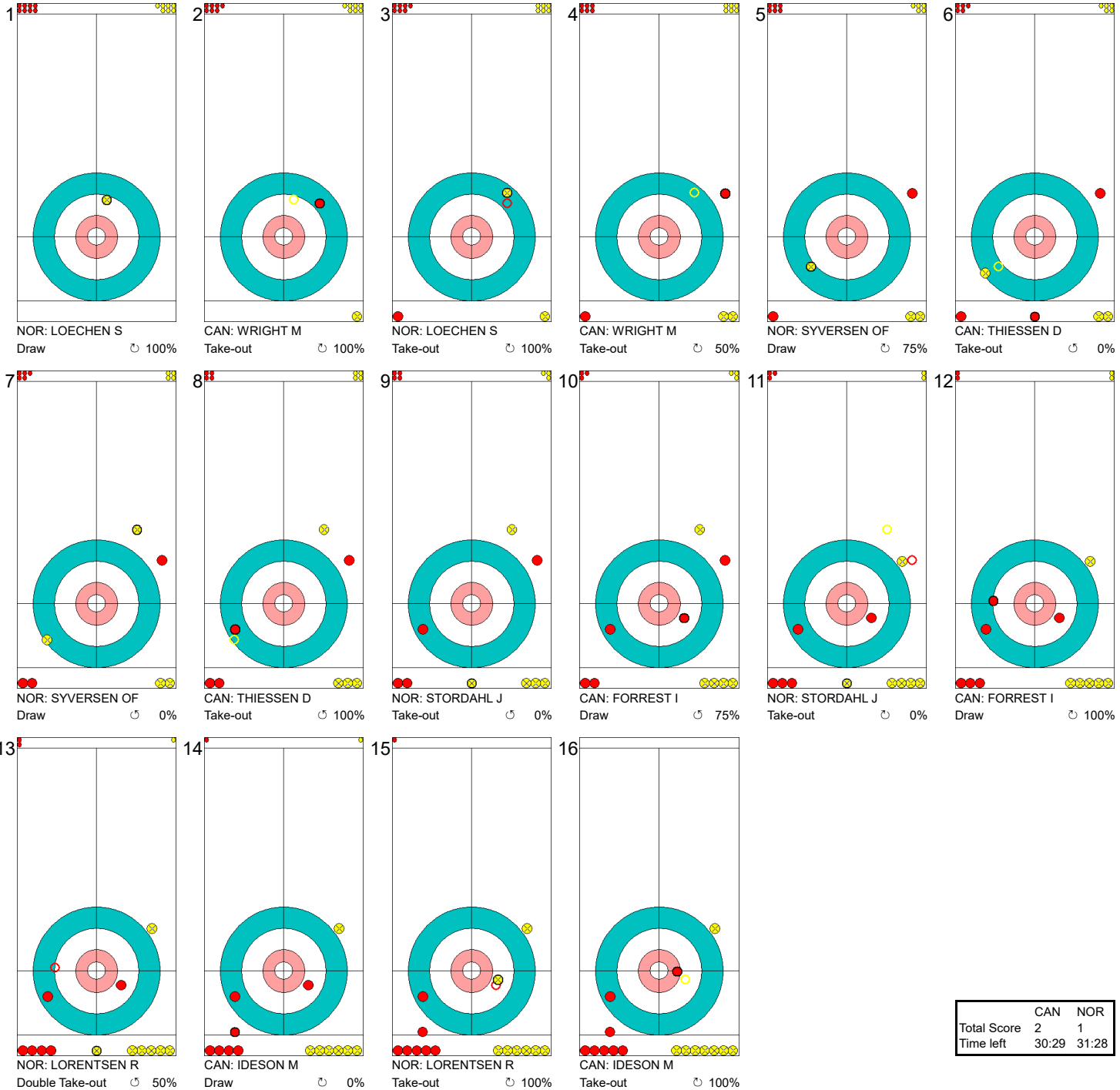
Legend:
 ↻ Clockwise ↺ Counter-clockwise - Not considered



Game - Shot by Shot

 게임-각각의 샷

End 2 ● **CAN - Canada** 0 + 2 (this end) = 2 ● **NOR - Norway** 1 + 0 (this end) = 1



	CAN	NOR
Total Score	2	1
Time left	30:29	31:28

Legend:

 ↻ Clockwise ↺ Counter-clockwise - Not considered



Game - Shot by Shot
 게임-각각의 샷

End 3 ● **CAN - Canada** 2 + 2 (this end) = 4 ⊗ **NOR - Norway** 1 + 0 (this end) = 1



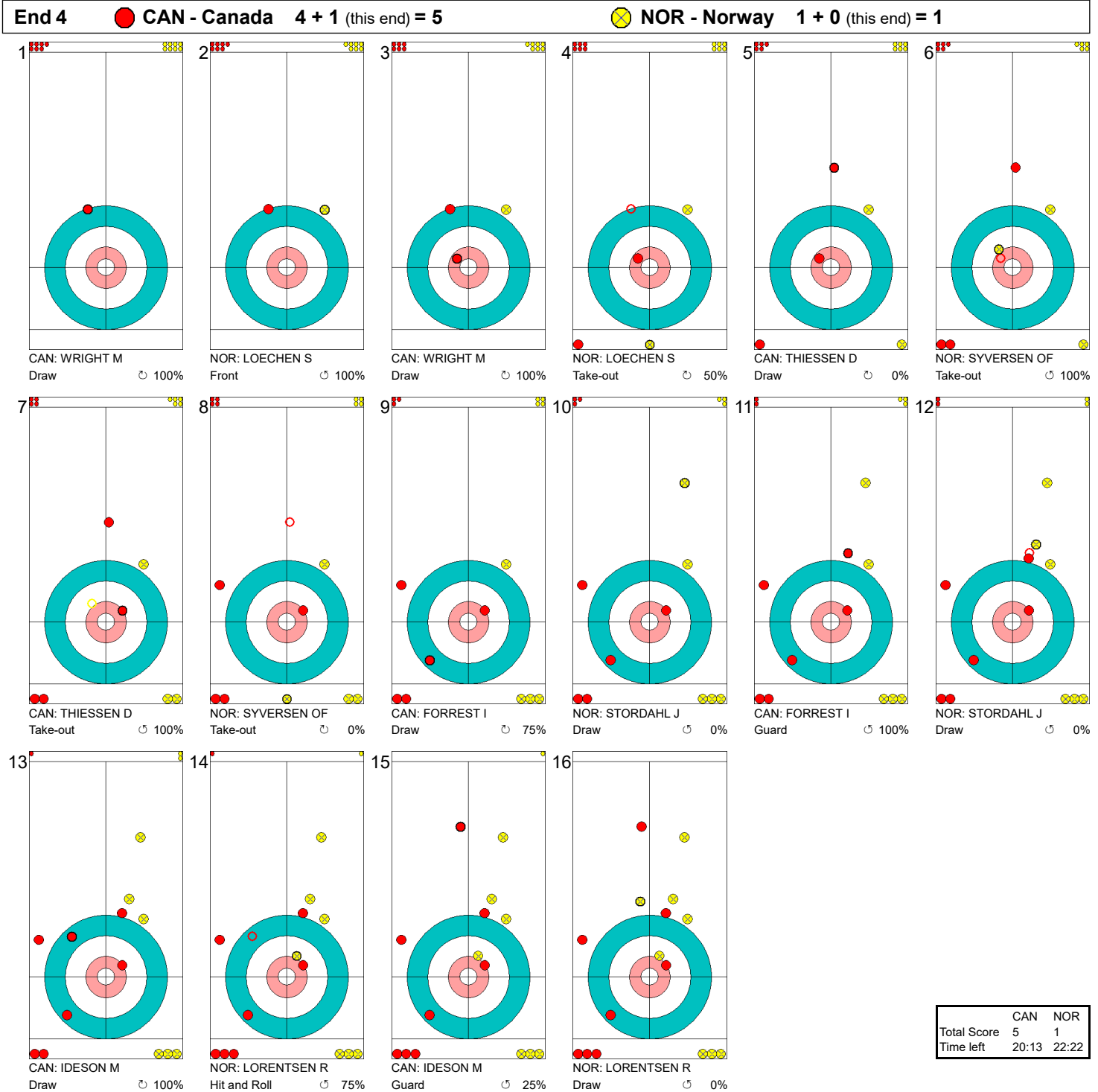
	CAN	NOR
Total Score	4	1
Time left	25:27	26:33

Legend:
 ↻ Clockwise ↺ Counter-clockwise - Not considered





Game - Shot by Shot
게임-각각의 샷



Legend:
 ↻ Clockwise ↺ Counter-clockwise - Not considered



Game - Shot by Shot
 게임-각각의 샷

End 5			● CAN - Canada	5 + 1 (this end) = 6	⦿ NOR - Norway	1 + 0 (this end) = 1
1			CAN: WRIGHT M	Draw	⌚ 100%	
2			NOR: LOECHEN S	Front	⌚ 100%	
3			CAN: WRIGHT M	Draw	⌚ 75%	
4			NOR: LOECHEN S	Front	⌚ 100%	
5			CAN: THIESEN D	Draw	⌚ 75%	
6			NOR: SYVERSEN OF	Double Take-out	⌚ 50%	
7			CAN: THIESEN D	Draw	⌚ 0%	
8			NOR: SYVERSEN OF	Clearing	⌚ 25%	
9			CAN: FORREST I	Clearing Time-out	⌚ 100%	
10			NOR: STORDAHL J	Double Take-out	⌚ 50%	
11			CAN: FORREST I	Guard	⌚ 0%	
12			NOR: STORDAHL J	Double Take-out	⌚ 50%	
13			CAN: IDESON M	Guard	⌚ 100%	
14			NOR: LORENTSEN R	Promotion Take-out	⌚ 0%	
15			CAN: IDESON M	Guard	⌚ 100%	
16			NOR: LORENTSEN R	Promotion Take-out	⌚ 0%	

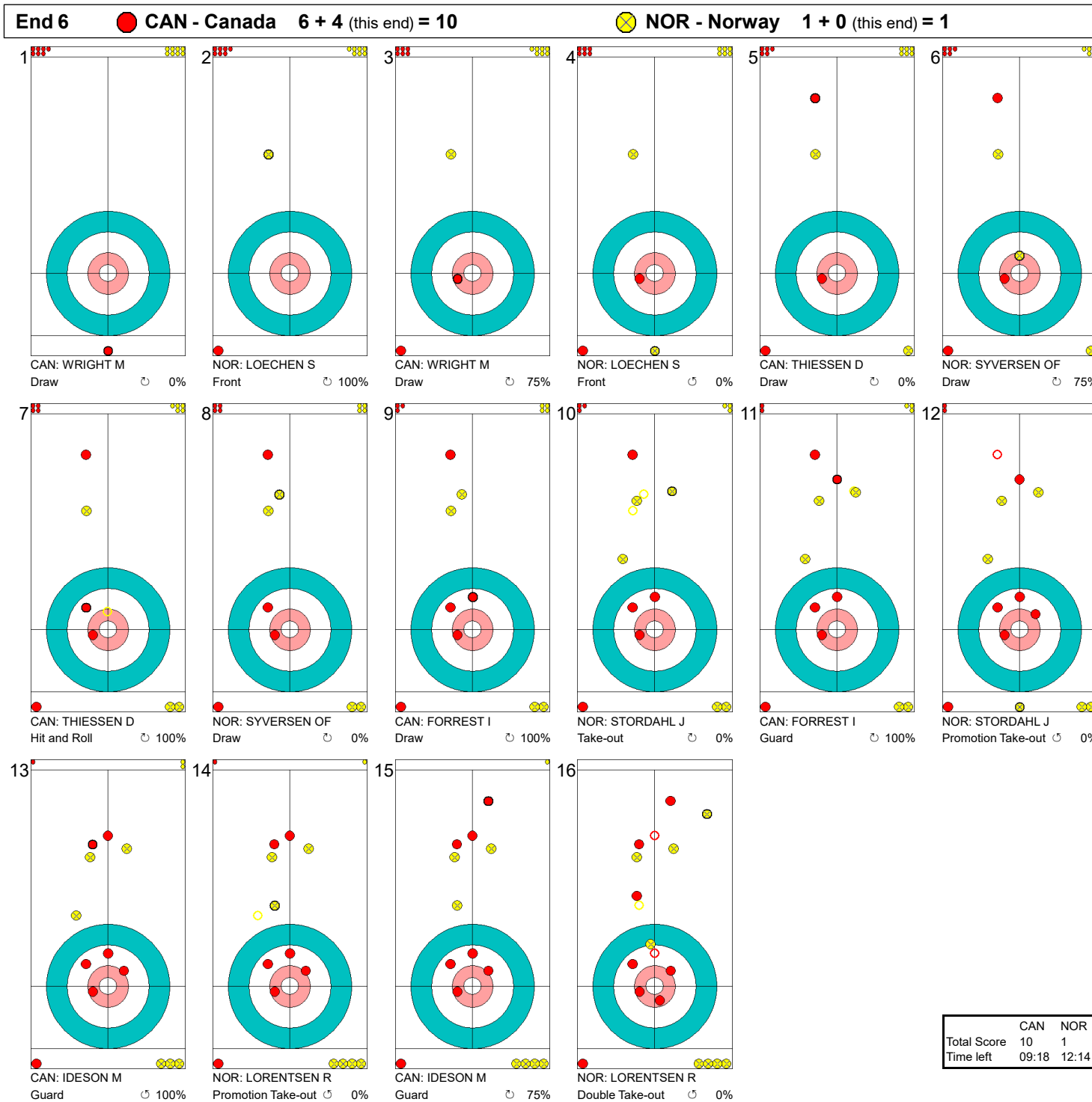
	CAN	NOR
Total Score	6	1
Time left	14:06	18:12

Legend:
 ⌚ Clockwise ⌛ Counter-clockwise - Not considered





Game - Shot by Shot
게임-각각의 샷



Legend:
 ↻ Clockwise ↺ Counter-clockwise - Not considered



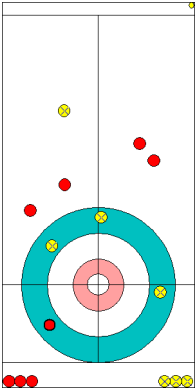
Most Important Shots

 승부 유효 샷

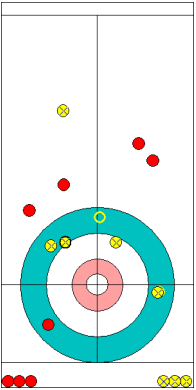
Sheet	Game	Team	LSFE	1	2	3	4	5	6	7	8	Extra Ends	Total	
A	1	SWE - Sweden	●		0	0	1	0	1	0	2	X		4
	1	CHN - People's Republic of China	●	*	1	3	0	1	0	4	0	X		9

Most Important Shot:

Counting already two points, the Chinese Skip WANG H played a nice Wick on his own stone, hitting it in the right angle to score four points.



Before



After

End: 6

Team: CHN - People's Republic of China

Player: WANG Haitao

Team Stone: 1 2 3 4 5 6 7 ⑧

Task: Wick / Softpeeling

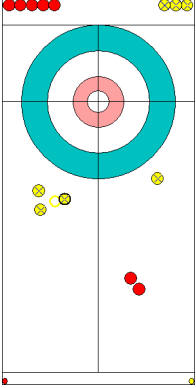
Rotation: ↻

Shot Success: 100%

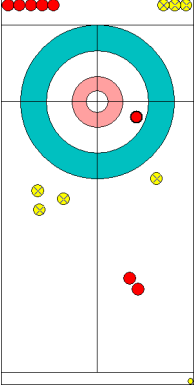
Sheet	Game	Team	LSFE	1	2	3	4	5	6	7	8	Extra Ends	Total	
B	2	KOR - Republic of Korea	●		1	0	1	0	2	0	0	1	1	6
	2	NPA - Neutral Paralympic Athletes	●	*	0	2	0	1	0	1	1	0	0	5

Most Important Shot:

The Korean Fourth CHA J played a perfect Draw behind two guards and put a lot of pressure on team NPA. The Skip of team NPA KUROKHTIN K attempted then a Draw, but failed, giving away the win to the Korean team.



Before



After

End: 9

Team: KOR - Republic of Korea

Player: CHA Jaegoan

Team Stone: 1 2 3 4 5 6 7 ⑧

Task: Draw

Rotation: ↻

Shot Success: 100%



Most Important Shots 승부 유효 샷

Sheet	Game	Team	LSFE	1	2	3	4	5	6	7	8	Extra Ends	Total
C	1	SVK - Slovakia	● *	1	0	0	2	0	3	1	0		7
	1	FIN - Finland	●	0	1	1	0	1	0	0	3		6

Most Important Shot:

After the Finnish Fourth KARJALAINEN M missed a Take-out, the Slovakian Fourth PITONAK D played a nice Draw to score 3 points and take a 6:3 lead after 6 ends.

End: 6

Team: SVK - Slovakia

Player: PITONAK Dusan

Team Stone: 1 2 3 4 5 6 7 8

Task: Draw

Rotation: ⤵

Shot Success: 100%

Sheet	Game	Team	LSFE	1	2	3	4	5	6	7	8	Extra Ends	Total
D	2	CAN - Canada	●	0	2	2	1	1	4	X	X		10
	2	NOR - Norway	● *	1	0	0	0	0	0	X	X		1

Most Important Shot:

Canadian Skip IDESON M played a Draw that covered two stones sitting in the four foot. With other guards in front of the house, team Norway was unable to get to the stones in the four foot, leading to a steal of two for team Canada.

End: 3

Team: CAN - Canada

Player: IDESON Mark

Team Stone: 1 2 3 4 5 6 7 8

Task: Draw

Rotation: ⤵

Shot Success: 100%

Legend:
⤴ Clockwise
⤵ Counter-clockwise
LSFE(*) Last Stone First End

X Unplayed/unfinished end due to concession



Session Results and Standings

세션 결과 및 순위

Sheet	Game	Team	LSFE	1	2	3	4	5	6	7	8	Extra Ends	Total
A	1	NOR - Norway	*	1	0	0	0	0	1	0	0		2
	1	GBR - Great Britain		0	1	0	2	0	0	1	1		5
B	1	SUI - Switzerland		0	0	0	0	0	0	X	X		0
	1	CAN - Canada	*	2	1	1	1	2	1	X	X		8
C	1	USA - United States of America	*	0	0	0	1	0	0	2	X		3
	1	KOR - Republic of Korea		0	1	1	0	4	1	0	X		7
D	1	GER - Germany	*	0	2	0	1	0	0	3	3		9
	1	NPA - Neutral Paralympic Athletes		1	0	1	0	1	1	0	0		4

Current Standings

Rank	Team	Games	Wins	Losses
1	CAN - Canada	1	1	0
1	GBR - Great Britain	1	1	0
1	GER - Germany	1	1	0
1	KOR - Republic of Korea	1	1	0
5	CHN - People's Republic of China	0	0	0
5	FIN - Finland	0	0	0
5	SVK - Slovakia	0	0	0
5	SWE - Sweden	0	0	0
9	NOR - Norway	1	0	1
9	NPA - Neutral Paralympic Athletes	1	0	1
9	SUI - Switzerland	1	0	1
9	USA - United States of America	1	0	1

Note:

Under WCF rules, tie-breaking rules for standings are not applied until after the last game of the round robin.

Legend:

LSFE(*) Last Stone First End X Unplayed/unfinished end due to concession



Game Results

대회 경기결과

Sheet	Game	Team	LSFE	1	2	3	4	5	6	7	8	Extra Ends	Total
A	1	NOR - Norway	*	1	0	0	0	0	1	0	0		2
	1	GBR - Great Britain		0	1	0	2	0	0	1	1		5

NOR - Norway			Shot Success		
			Game	All	
4	S	LORENTSEN Rune	M	30%	30%
3	V	STORDAHL Jostein	M	77%	77%
2		SYVERSEN Ole Fredrik	M	56%	56%
1		LOECHEN Sissel	F	42%	42%
A		IVERSEN Rikke	F	-	-
Team Total				52%	52%

GBR - Great Britain			Shot Success		
			Game	All	
4	S	NEILSON Aileen	F	33%	33%
3	V	NIBLOE Hugh	M	50%	50%
2		EWAN Gregor	M	64%	64%
1		McPHERSON Bob	M	73%	73%
A		MALONE Angie	F	-	-
Team Total				55%	55%

Last Stone Draw

⌚	LORENTSEN Rune	Distance	77.0cm
⌚	LOECHEN Sissel	Distance	199.6cm

Total 276.6cm

Time remaining: 0 minutes 24 seconds

Time-out: End 8 - NOR stone 8

Last Stone Draw

⌚	NEILSON Aileen	Distance	199.6cm
⌚	McPHERSON Bob	Distance	199.6cm

Total 399.2cm

Time remaining: 2 minutes 19 seconds

Time-out: End 8 - GBR stone 6

Shot Success Analysis

NOR - Norway		⌚	⌚	Game	
4	LORENTSEN Rune	Draws	6 33%	3 25%	9 31%
	Take-outs	4 38%	2 13%	6 29%	
	Total	10 35%	5 20%	15 30%	
3	STORDAHL Jostein	Draws	6 67%	3 92%	9 75%
	Take-outs	4 100%	3 50%	7 79%	
	Total	10 80%	6 71%	16 77%	
2	SYVERSEN Ole Fredrik	Draws	4 25%	2 0%	6 17%
	Take-outs	7 71%	3 100%	10 80%	
	Total	11 55%	5 60%	16 56%	
1	LOECHEN Sissel	Draws	10 53%	2 0%	12 44%
	Take-outs	3 33%	1 50%	4 38%	
	Total	13 48%	3 17%	16 42%	
A	IVERSEN Rikke	Draws	0 -	0 -	0 -
	Take-outs	0 -	0 -	0 -	
	Total	0 -	0 -	0 -	
Team		Draws	26 47%	10 35%	36 44%
		Take-outs	18 64%	9 58%	27 62%
		Total	44 54%	19 46%	63 52%

GBR - Great Britain		⌚	⌚	Game	
4	NEILSON Aileen	Draws	7 46%	2 0%	9 36%
	Take-outs	3 0%	4 50%	7 29%	
	Total	10 33%	6 33%	16 33%	
3	NIBLOE Hugh	Draws	4 44%	3 58%	7 50%
	Take-outs	5 70%	4 25%	9 50%	
	Total	9 58%	7 39%	16 50%	
2	EWAN Gregor	Draws	4 25%	3 67%	7 43%
	Take-outs	8 84%	1 50%	9 81%	
	Total	12 65%	4 63%	16 64%	
1	McPHERSON Bob	Draws	5 55%	10 90%	15 78%
	Take-outs	1 0%	0 -	1 0%	
	Total	6 46%	10 90%	16 73%	
A	MALONE Angie	Draws	0 -	0 -	0 -
	Take-outs	0 -	0 -	0 -	
	Total	0 -	0 -	0 -	
Team		Draws	20 44%	18 71%	38 57%
		Take-outs	17 60%	9 39%	26 53%
		Total	37 51%	27 60%	64 55%

Note:

Position and function for each team member:

4 = Fourth, 3 = Third, 2 = Second, 1 = Lead, A = Alternate, S = Skip, V = Vice-Skip

Legend:

⌚ Clockwise

⌚ Counter-clockwise

F Female

LSFE(*) Last Stone First End

M Male



Game - Shot by Shot
 게임-각각의 샷

End 1 ● **NOR - Norway** 0 + 1 (this end) = 1 ● **GBR - Great Britain** 0 + 0 (this end) = 0



	NOR	GBR
Total Score	1	0
Time left	34:24	34:07

Legend:
 ↻ Clockwise ↺ Counter-clockwise - Not considered



Game - Shot by Shot
게임-각각의 샷

End 2 ● NOR - Norway 1 + 0 (this end) = 1 ● GBR - Great Britain 0 + 1 (this end) = 1

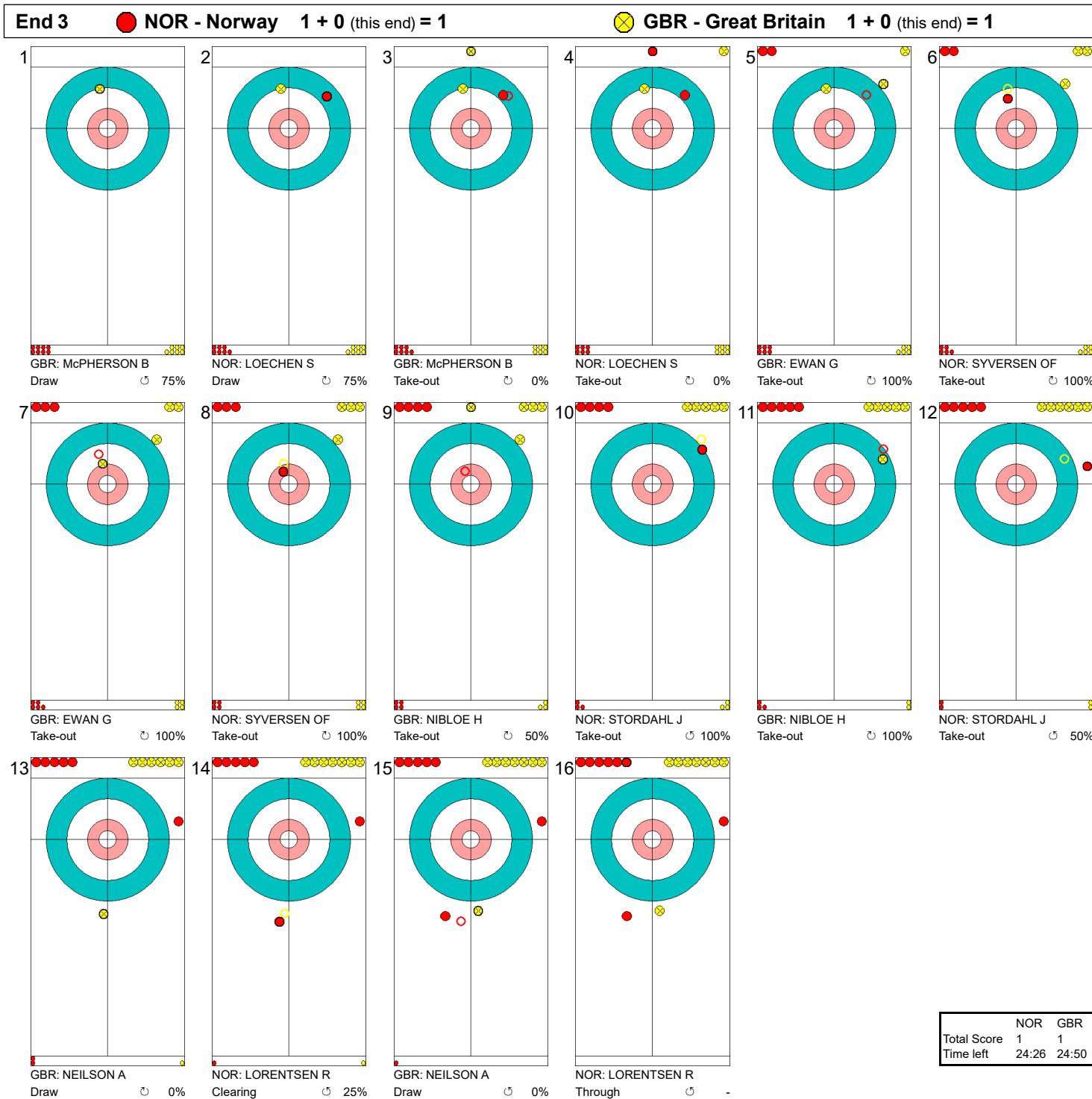


	NOR	GBR
Total Score	1	1
Time left	29:02	28:31

Legend:
 Clockwise Counter-clockwise - Not considered



Game - Shot by Shot
게임-각각의 샷

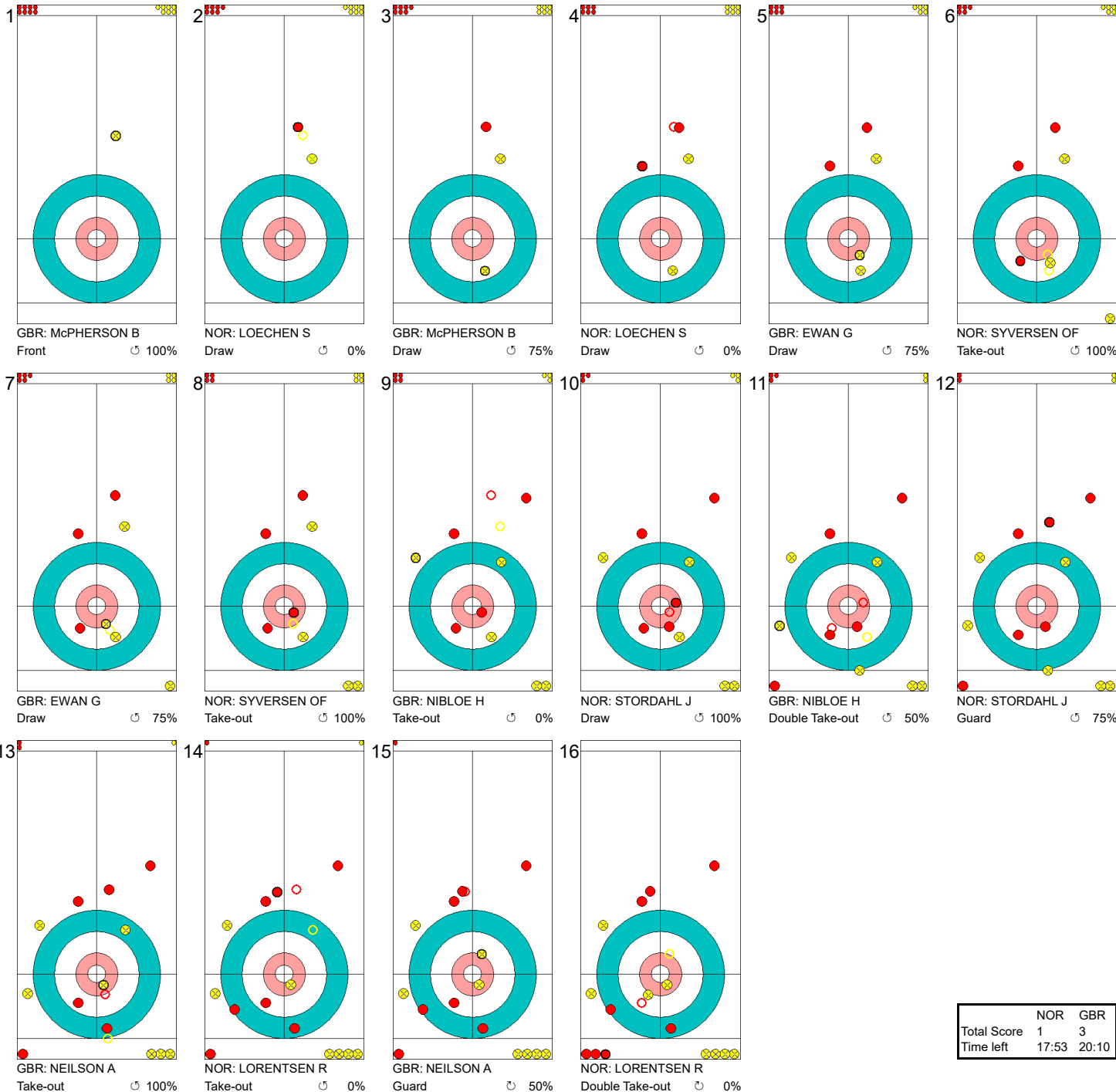


Legend:
 ↻ Clockwise ↺ Counter-clockwise - Not considered



Game - Shot by Shot
게임-각각의 샷

End 4 **NOR - Norway 1 + 0 (this end) = 1** **GBR - Great Britain 1 + 2 (this end) = 3**

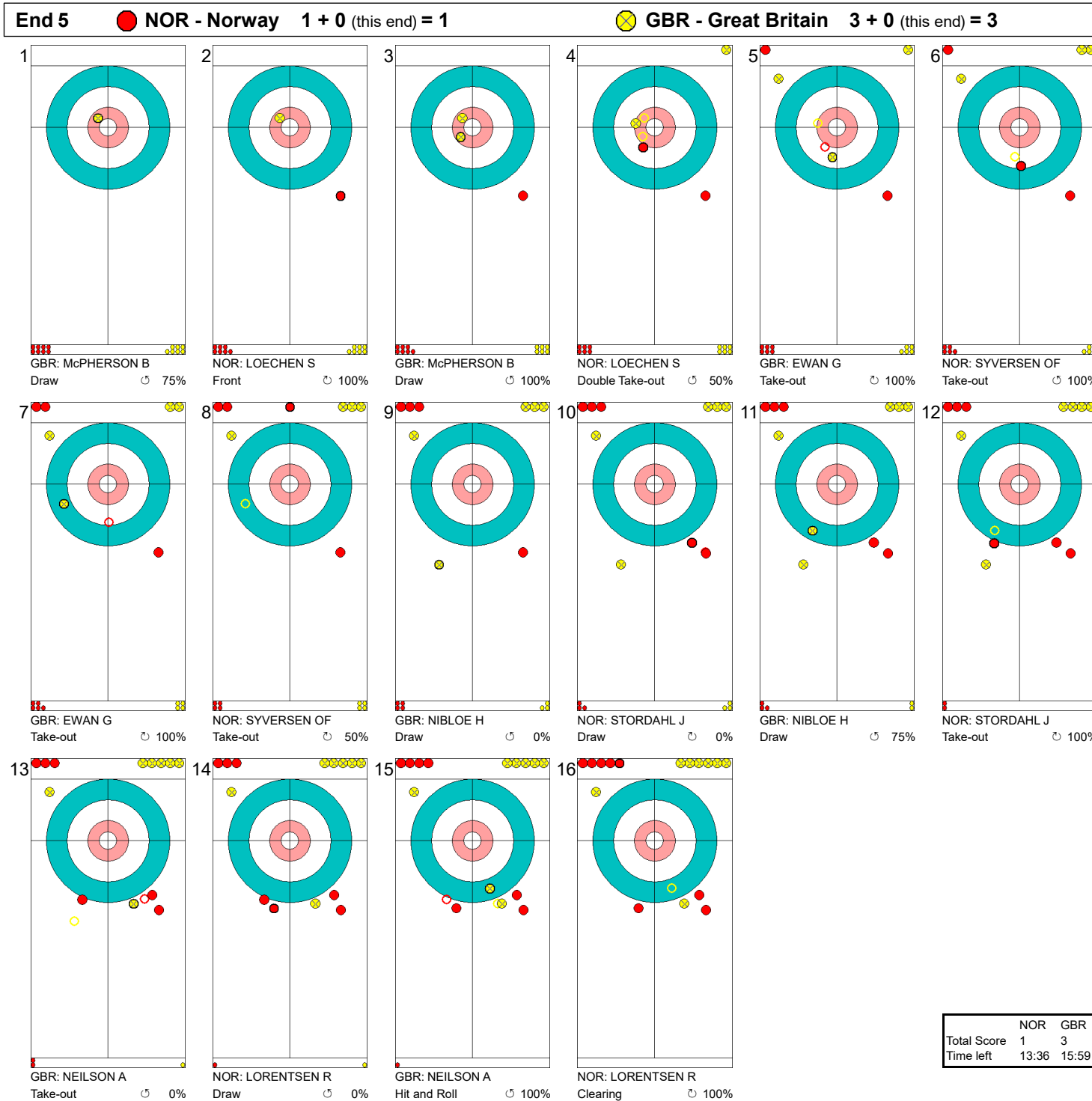


	NOR	GBR
Total Score	1	3
Time left	17:53	20:10

Legend:
 ↻ Clockwise ↺ Counter-clockwise - Not considered



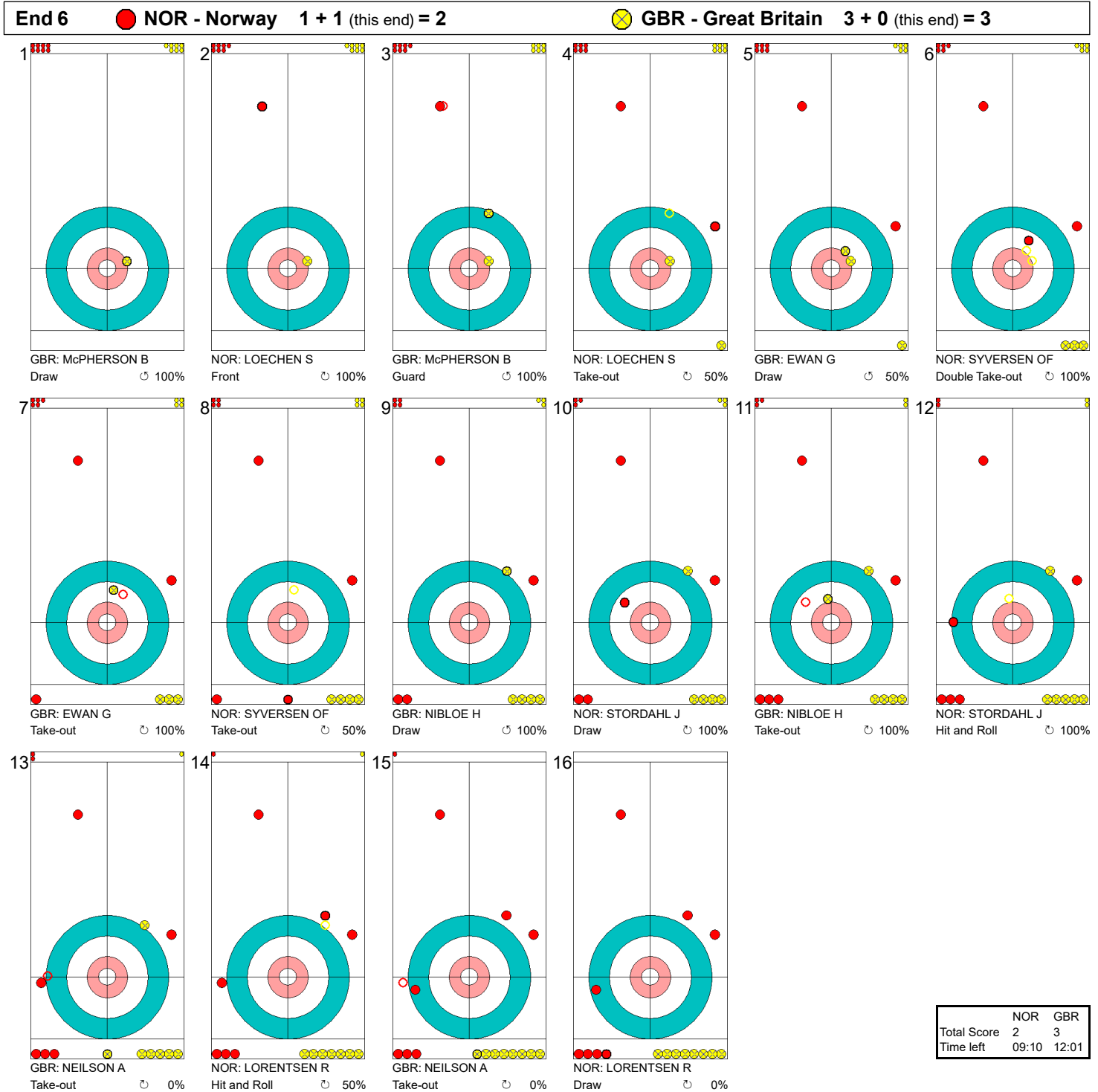
Game - Shot by Shot
 게임-각각의 샷



Legend:
 ↻ Clockwise ↺ Counter-clockwise - Not considered



Game - Shot by Shot
게임-각각의 샷

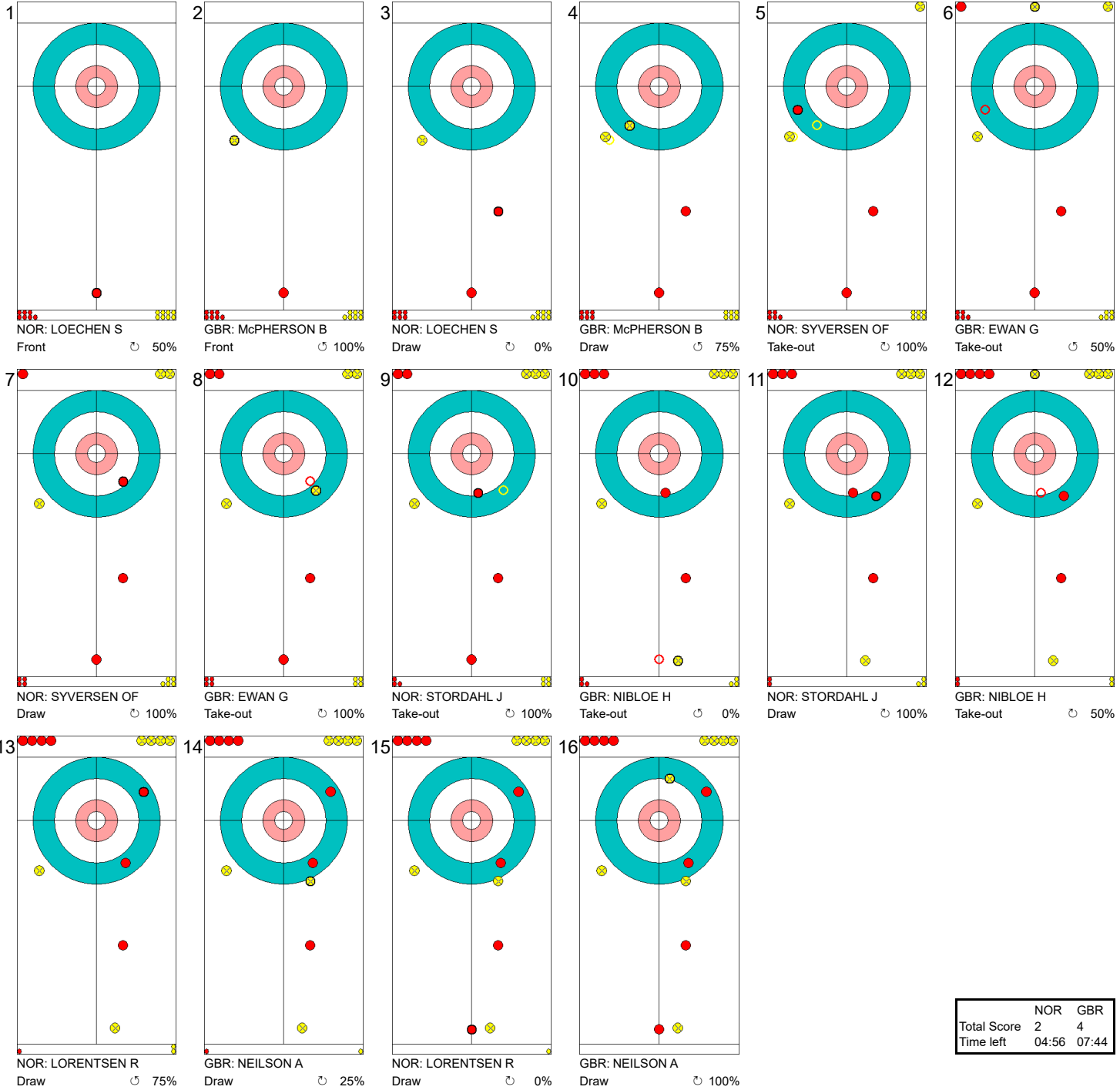


Legend:
 Clockwise Counter-clockwise - Not considered



Game - Shot by Shot
 게임-각각의 샷

End 7 **NOR - Norway** 2 + 0 (this end) = 2 **GBR - Great Britain** 3 + 1 (this end) = 4

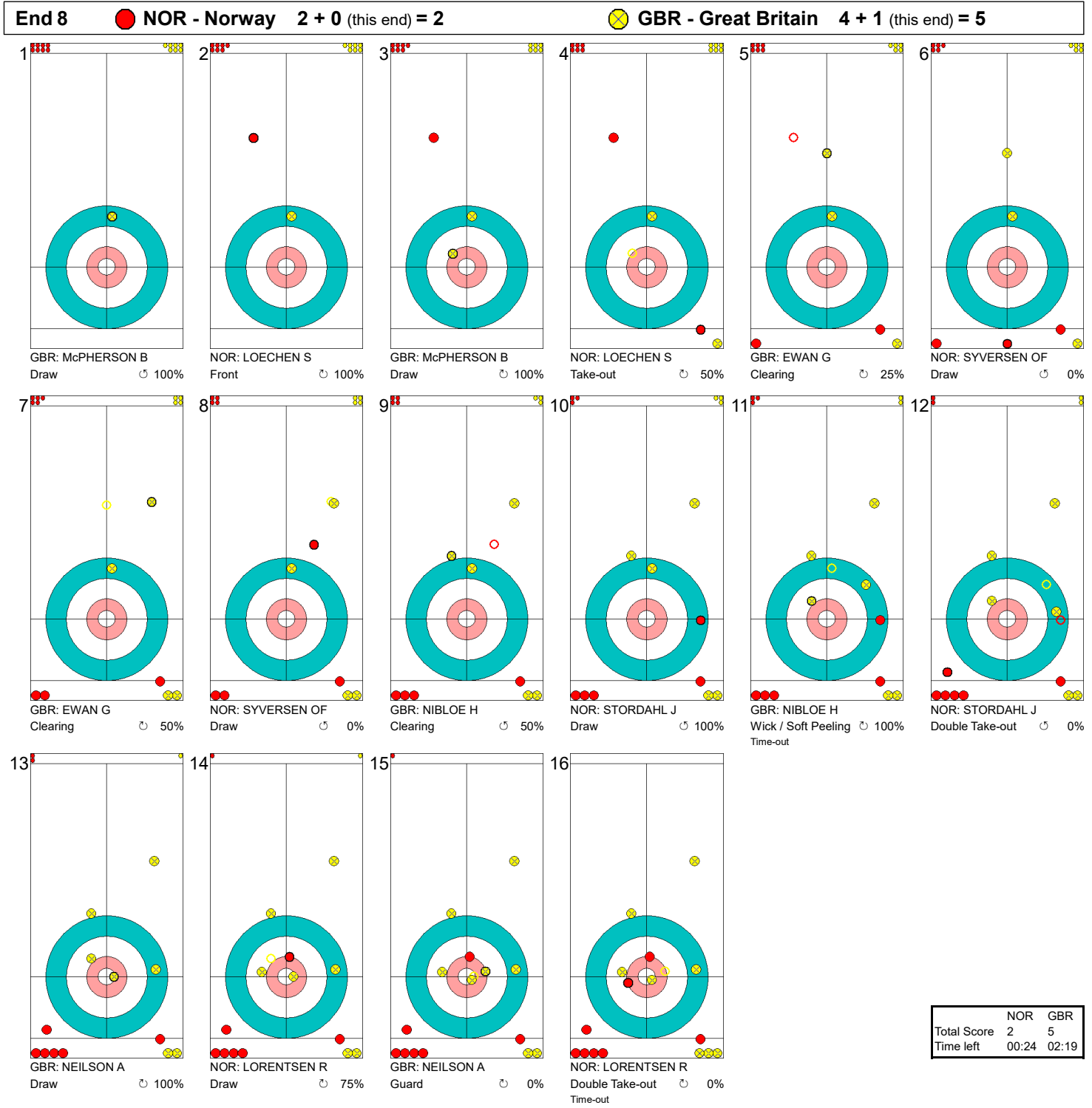


	NOR	GBR
Total Score	2	4
Time left	04:56	07:44

Legend:
 ↻ Clockwise ↺ Counter-clockwise - Not considered



Game - Shot by Shot
게임-각각의 샷



	NOR	GBR
Total Score	2	5
Time left	00:24	02:19

Legend:
 Clockwise Counter-clockwise - Not considered



Game Results

대회 경기결과

Sheet	Game	Team	LSFE	1	2	3	4	5	6	7	8	Extra Ends	Total
B	1	SUI - Switzerland		0	0	0	0	0	0	X	X		0
	1	CAN - Canada	*	2	1	1	1	2	1	X	X		8

SUI - Switzerland			Shot Success	
			Game	All
4 S	WAGNER Felix	M	48%	48%
3 V	HUETTENMOSER Claudia	F	42%	42%
2	BODENMANN Marcel	M	65%	65%
1	BLAUDEL-THOMANN Beatrix	F	67%	67%
A	BURGENER Hans	M	-	-
Team Total			55%	55%

CAN - Canada			Shot Success	
			Game	All
4 S	IDESON Mark	M	63%	63%
3 V	FORREST Ina	F	81%	81%
2	THIESSEN Dennis	M	50%	50%
1	WRIGHT Marie	F	63%	63%
A	ANSEEUW Jamie	M	-	-
Team Total			64%	64%

Last Stone Draw		Distance
↻	BLAUDEL-THOMANN Beatrix	199.6cm
↺	WAGNER Felix	37.0cm
Total		236.6cm

Time remaining: 8 minutes 23 seconds

Last Stone Draw		Distance
↻	IDESON Mark	67.8cm
↺	FORREST Ina	38.5cm
Total		106.3cm

Time remaining: 9 minutes 3 seconds

Shot Success Analysis

SUI - Switzerland		↻	↺	Game
4 WAGNER Felix	Draws	2 25%	2 75%	4 50%
	Take-outs	2 25%	5 55%	7 46%
	Total	4 25%	7 61%	11 48%
3 HUETTENMOSER Claudia	Draws	1 0%	3 33%	4 25%
	Take-outs	5 50%	3 50%	8 50%
	Total	6 42%	6 42%	12 42%
2 BODENMANN Marcel	Draws	4 81%	3 33%	7 61%
	Take-outs	2 50%	3 83%	5 70%
	Total	6 71%	6 58%	12 65%
1 BLAUDEL-THOMANN Beatrix	Draws	7 79%	3 83%	10 80%
	Take-outs	1 0%	1 0%	2 0%
	Total	8 69%	4 63%	12 67%
A BURGENER Hans	Draws	0 -	0 -	0 -
	Take-outs	0 -	0 -	0 -
	Total	0 -	0 -	0 -
Team	Draws	14 66%	11 55%	25 61%
	Take-outs	10 40%	12 56%	22 49%
	Total	24 55%	23 55%	47 55%

CAN - Canada		↻	↺	Game
4 IDESON Mark	Draws	3 100%	3 50%	6 75%
	Take-outs	4 50%	2 50%	6 50%
	Total	7 71%	5 50%	12 63%
3 FORREST Ina	Draws	3 83%	2 100%	5 90%
	Take-outs	7 75%	0 -	7 75%
	Total	10 78%	2 100%	12 81%
2 THIESSEN Dennis	Draws	3 33%	1 50%	4 38%
	Take-outs	5 70%	3 33%	8 56%
	Total	8 56%	4 38%	12 50%
1 WRIGHT Marie	Draws	3 75%	5 70%	8 72%
	Take-outs	1 50%	1 0%	2 25%
	Total	4 69%	6 58%	10 63%
A ANSEEUW Jamie	Draws	0 -	0 -	0 -
	Take-outs	0 -	0 -	0 -
	Total	0 -	0 -	0 -
Team	Draws	12 73%	11 68%	23 71%
	Take-outs	17 66%	6 33%	23 58%
	Total	29 69%	17 56%	46 64%

Note:
Position and function for each team member:
4 = Fourth, 3 = Third, 2 = Second, 1 = Lead, A = Alternate, S = Skip, V = Vice-Skip

Legend:
↻ Clockwise ↺ Counter-clockwise F Female
LSFE(*) Last Stone First End M Male X Unplayed/unfinished end due to concession



Game - Shot by Shot

게임-각각의 샷

End 1 ● **SUI - Switzerland** 0 + 0 (this end) = 0 ● **CAN - Canada** 0 + 2 (this end) = 2




	SUI	CAN
Total Score	0	2
Time left	33:56	32:52

Legend:
 ↻ Clockwise ↺ Counter-clockwise - Not considered



Game - Shot by Shot
게임-각각의 샷

End 2 ● SUI - Switzerland 0 + 0 (this end) = 0 ⊗ CAN - Canada 2 + 1 (this end) = 3



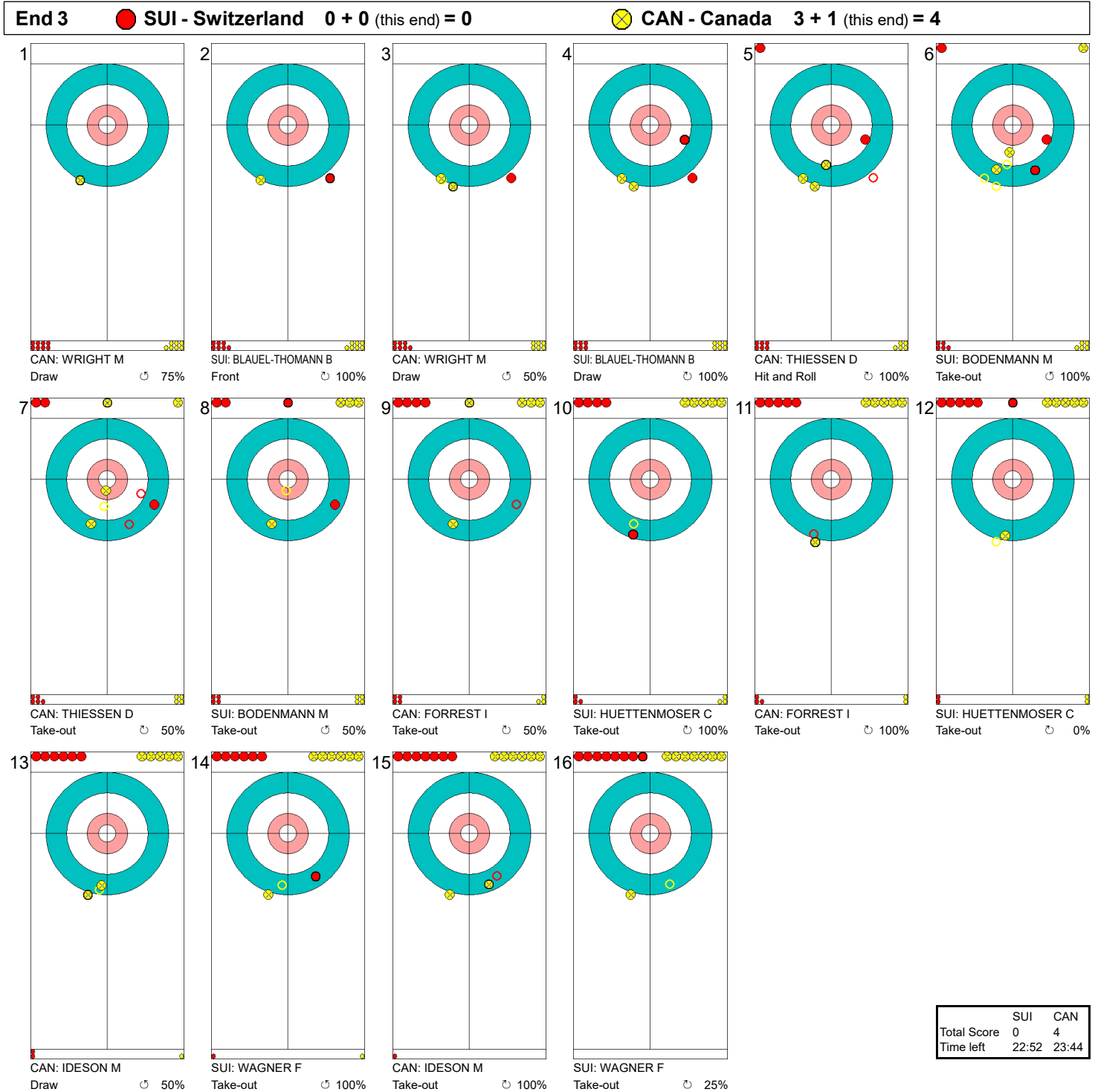
	SUI	CAN
Total Score	0	3
Time left	27:21	28:22

Legend:
 ↻ Clockwise ↺ Counter-clockwise - Not considered



Game - Shot by Shot

게임-각각의 샷



Legend:
 ↻ Clockwise ↺ Counter-clockwise - Not considered



Game - Shot by Shot
게임-각각의 샷

End 4 ● SUI - Switzerland 0 + 0 (this end) = 0 ● CAN - Canada 4 + 1 (this end) = 5



	SUI	CAN
Total Score	0	5
Time left	18:27	19:12

Legend:
 ↻ Clockwise ↺ Counter-clockwise - Not considered



Game - Shot by Shot
 게임-각각의 샷

End 5 ● **SUI - Switzerland** 0 + 0 (this end) = 0 ● **CAN - Canada** 5 + 2 (this end) = 7



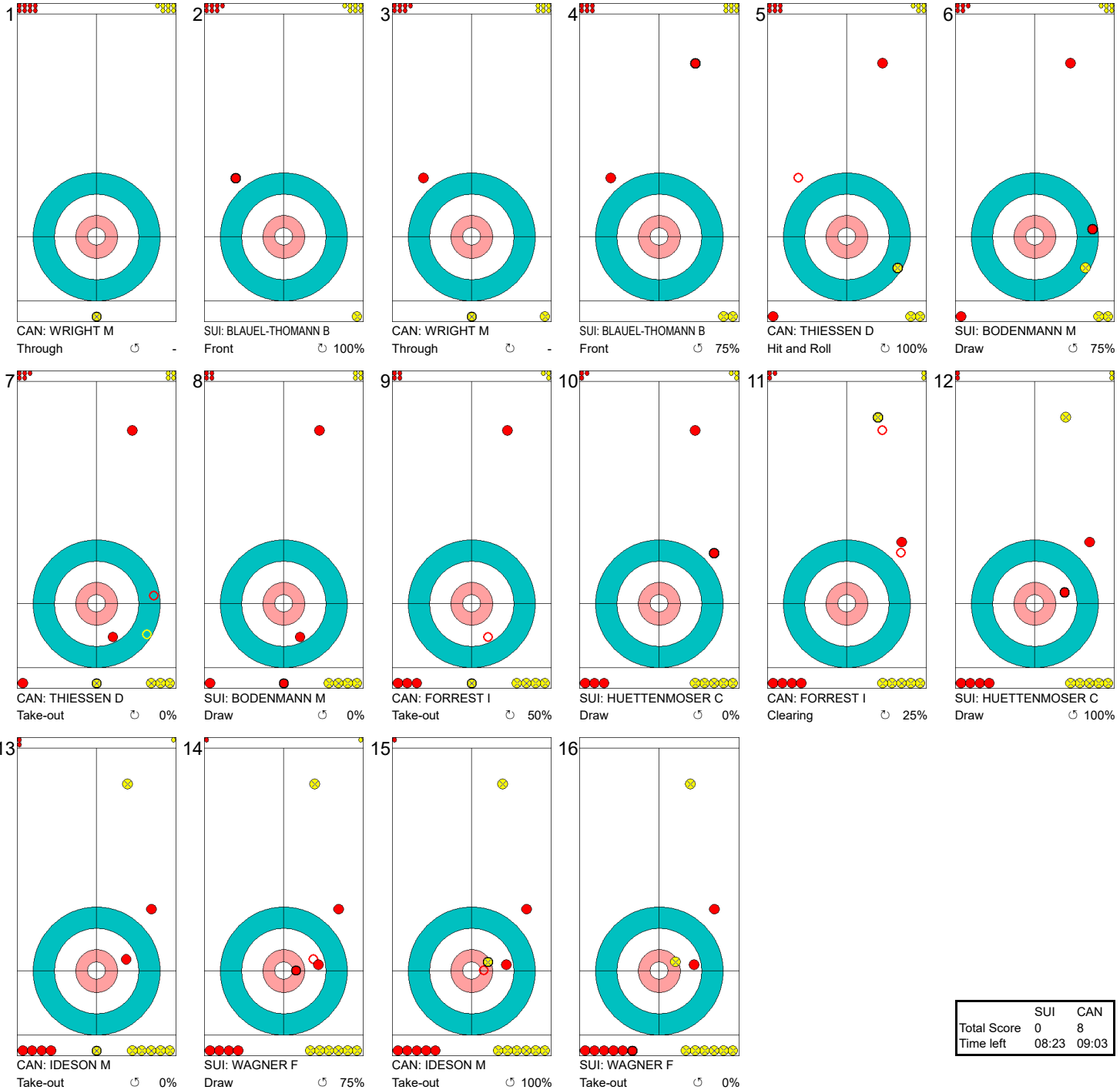
	SUI	CAN
Total Score	0	7
Time left	12:05	14:28

Legend:
 ↻ Clockwise ↺ Counter-clockwise - Not considered



Game - Shot by Shot
게임-각각의 샷

End 6 ● SUI - Switzerland 0 + 0 (this end) = 0 ● CAN - Canada 7 + 1 (this end) = 8



	SUI	CAN
Total Score	0	8
Time left	08:23	09:03

Legend: ⤴ Clockwise ⤵ Counter-clockwise - Not considered



Game Results

대회 경기결과

Sheet	Game	Team	LSFE	1	2	3	4	5	6	7	8	Extra Ends	Total
C	1	USA - United States of America	*	0	0	0	1	0	0	2	X		3
	1	KOR - Republic of Korea		0	1	1	0	4	1	0	X		7

USA - United States of America			Shot Success	Game	All
4 S	BLACK Kirk	M	48%	48%	
3 V	EMT Steve	M	48%	48%	
2	MARSHALL Justin	M	58%	58%	
1	GREELY Penny	F	77%	77%	
A	LINO Meghan	F	-	-	
Team Total			58%	58%	

KOR - Republic of Korea			Shot Success	Game	All
4 V	CHA Jaegoan	M	66%	66%	
3	JUNG Seungwon	M	73%	73%	
2 S	SEO Soonseok	M	61%	61%	
1	BANG Min-Ja	F	78%	78%	
A	LEE Dongha	M	-	-	
Team Total			70%	70%	

Last Stone Draw		Distance
⌚	BLACK Kirk	106.7cm
⌚	EMT Steve	23.3cm
Total		130.0cm

Time remaining: 2 minutes 21 seconds

Last Stone Draw		Distance
⌚	CHA Jaegoan	116.0cm
⌚	JUNG Seungwon	199.6cm
Total		315.6cm

Time remaining: 3 minutes 57 seconds

Shot Success Analysis

USA - United States of America		⌚	⌚	Game
4 BLACK Kirk	Draws	5 55%	3 33%	8 47%
	Take-outs	3 50%	2 50%	5 50%
	Total	8 53%	5 40%	13 48%
3 EMT Steve	Draws	7 32%	3 67%	10 43%
	Take-outs	3 83%	3 33%	6 58%
	Total	10 48%	6 50%	16 48%
2 MARSHALL Justin	Draws	8 50%	4 44%	12 48%
	Take-outs	3 83%	1 100%	4 88%
	Total	11 59%	5 55%	16 58%
1 GREELY Penny	Draws	6 75%	5 75%	11 75%
	Take-outs	4 75%	1 100%	5 80%
	Total	10 75%	6 79%	16 77%
A LINO Meghan	Draws	0 -	0 -	0 -
	Take-outs	0 -	0 -	0 -
	Total	0 -	0 -	0 -
Team	Draws	26 52%	15 57%	41 54%
	Take-outs	13 73%	7 57%	20 68%
	Total	39 59%	22 57%	61 58%

KOR - Republic of Korea		⌚	⌚	Game
4 CHA Jaegoan	Draws	4 50%	3 58%	7 54%
	Take-outs	4 88%	3 67%	7 79%
	Total	8 69%	6 63%	14 66%
3 JUNG Seungwon	Draws	3 92%	5 85%	8 88%
	Take-outs	4 69%	4 50%	8 59%
	Total	7 79%	9 69%	16 73%
2 SEO Soonseok	Draws	0 -	3 58%	3 58%
	Take-outs	8 56%	5 70%	13 62%
	Total	8 56%	8 66%	16 61%
1 BANG Min-Ja	Draws	8 69%	6 92%	14 79%
	Take-outs	2 75%	0 -	2 75%
	Total	10 70%	6 92%	16 78%
A LEE Dongha	Draws	0 -	0 -	0 -
	Take-outs	0 -	0 -	0 -
	Total	0 -	0 -	0 -
Team	Draws	15 68%	17 78%	32 73%
	Take-outs	18 68%	12 63%	30 66%
	Total	33 68%	29 72%	62 70%

Note:

Position and function for each team member:
4 = Fourth, 3 = Third, 2 = Second, 1 = Lead, A = Alternate, S = Skip, V = Vice-Skip

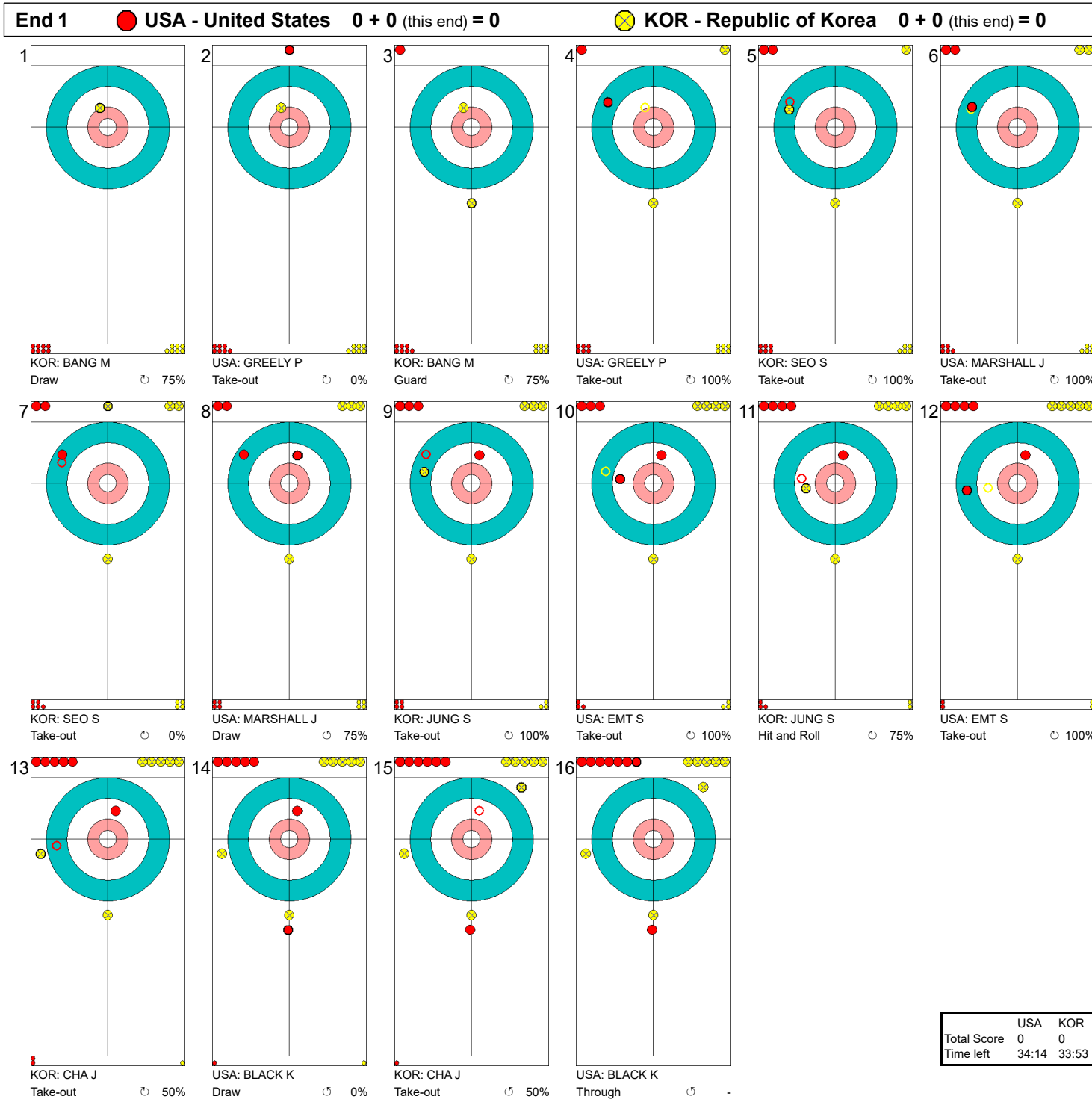
Legend:

⌚ Clockwise ⌚ Counter-clockwise F Female
LSFE(*) Last Stone First End M Male X Unplayed/unfinished end due to concession



Game - Shot by Shot

게임-각각의 샷



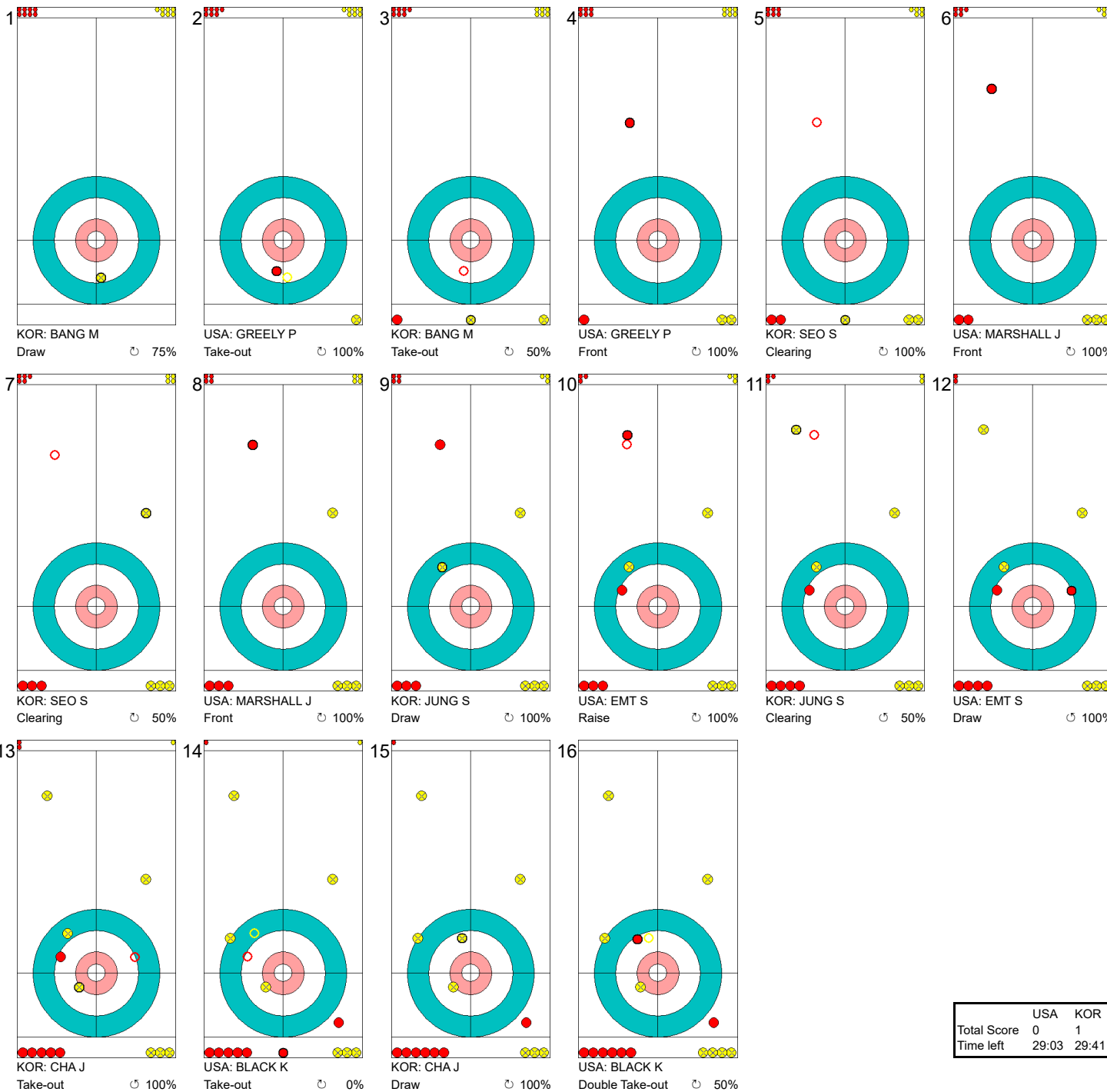
Legend:
 ↻ Clockwise ↺ Counter-clockwise - Not considered



Game - Shot by Shot

 게임-각각의 샷

End 2 ● **USA - United States** 0 + 0 (this end) = 0 ● **KOR - Republic of Korea** 0 + 1 (this end) = 1



	USA	KOR
Total Score	0	1
Time left	29:03	29:41

Legend:

 ↻ Clockwise ↺ Counter-clockwise - Not considered



Game - Shot by Shot
게임-각각의 샷

End 3 **USA - United States 0 + 0 (this end) = 0** **KOR - Republic of Korea 1 + 1 (this end) = 2**



	USA	KOR
Total Score	0	2
Time left	23:40	25:14

Legend:
 Clockwise
 Counter-clockwise
 - Not considered



Game - Shot by Shot
게임-각각의 샷

End 4 ● USA - United States 0 + 1 (this end) = 1 ● KOR - Republic of Korea 2 + 0 (this end) = 2



	USA	KOR
Total Score	1	2
Time left	18:48	21:13

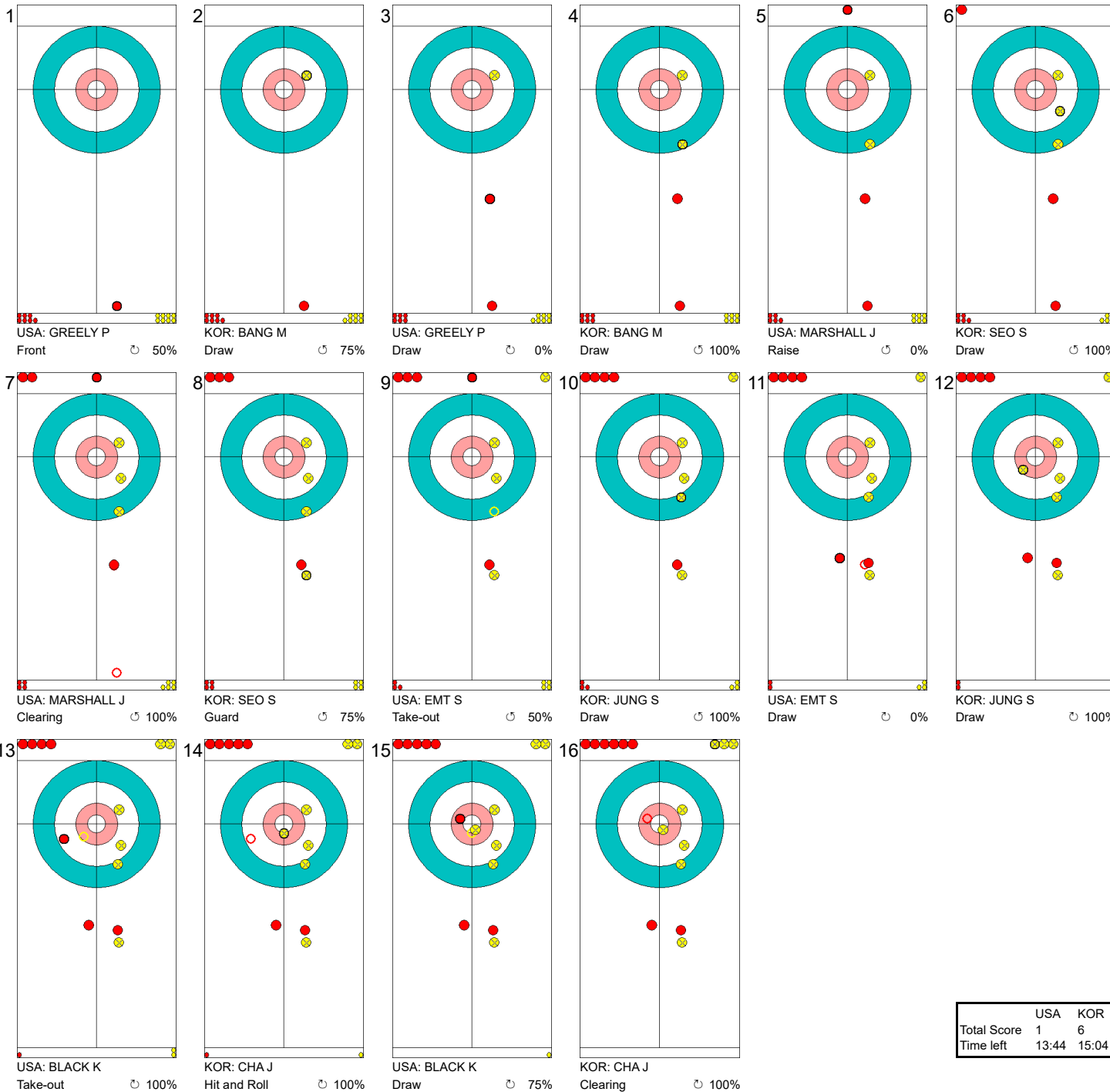
Legend:
 ↻ Clockwise ↺ Counter-clockwise - Not considered





Game - Shot by Shot
 게임-각각의 샷

End 5 ● **USA - United States 1 + 0 (this end) = 1** ● **KOR - Republic of Korea 2 + 4 (this end) = 6**



	USA	KOR
Total Score	1	6
Time left	13:44	15:04

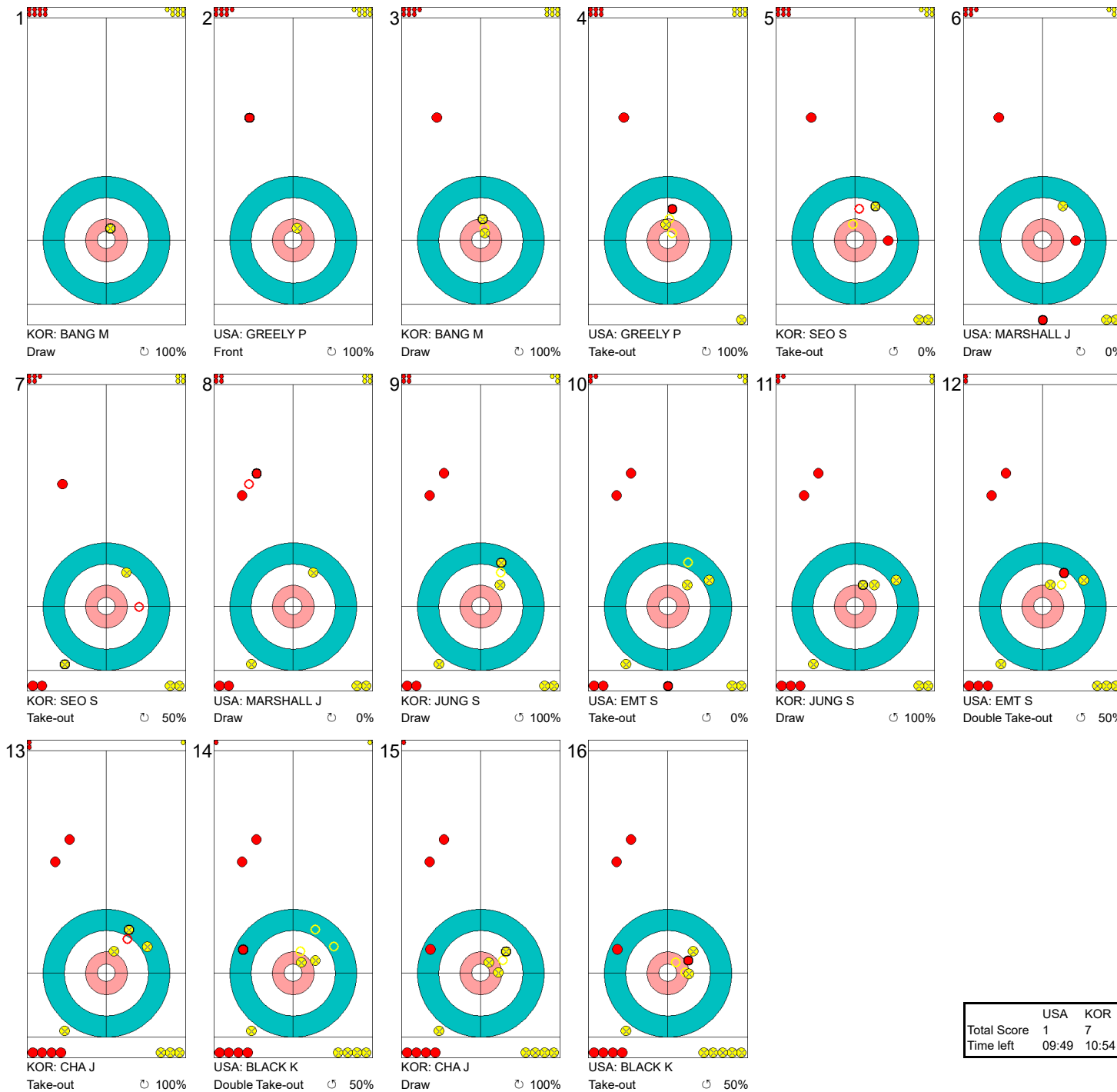
Legend:
 ↻ Clockwise ↺ Counter-clockwise - Not considered



Game - Shot by Shot

 게임-각각의 샷

End 6 ● **USA - United States** 1 + 0 (this end) = 1 ● **KOR - Republic of Korea** 6 + 1 (this end) = 7



Legend:

 ↻ Clockwise ↺ Counter-clockwise - Not considered



Game - Shot by Shot
 게임-각각의 샷



	USA	KOR
Total Score	3	7
Time left	05:46	07:06

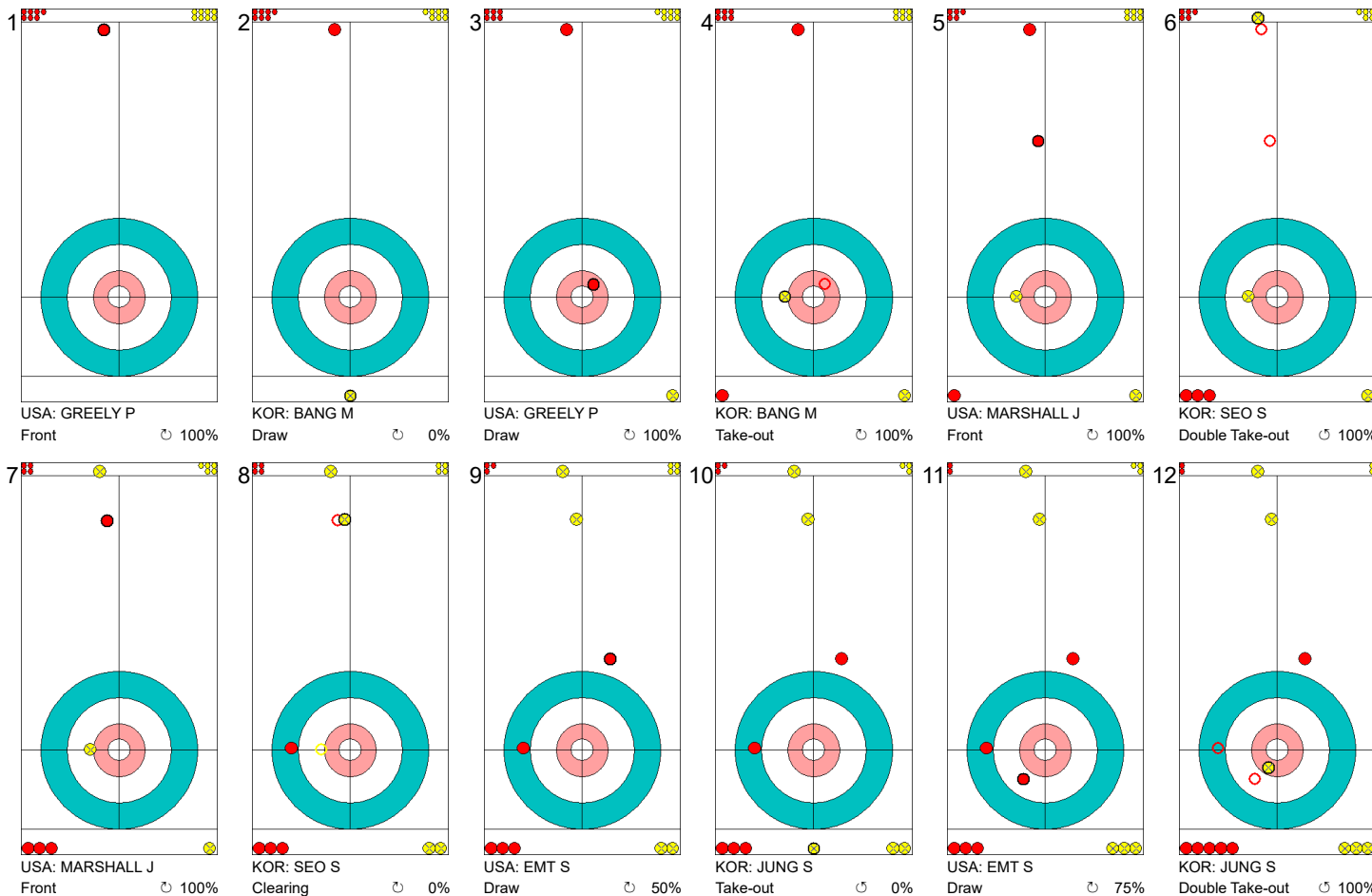
Legend:
 ↻ Clockwise ↺ Counter-clockwise - Not considered





Game - Shot by Shot
 게임-각각의 샷

End 8 **USA - United States 3 + X (this end) = 3** **KOR - Republic of Korea 7 + X (this end) = 7**



	USA	KOR
Total Score	3	7
Time left	02:21	03:57

Legend:
 ↻ Clockwise ↺ Counter-clockwise - Not considered
 X Unfinished end due to concession



Game Results

대회 경기결과

Sheet	Game	Team	LSFE	1	2	3	4	5	6	7	8	Extra Ends	Total
D	1	GER - Germany	*	0	2	0	1	0	0	3	3		9
	1	NPA - Neutral Paralympic Athletes		1	0	1	0	1	1	0	0		4

GER - Germany			Shot Success	
			Game	All
4 S	PUTZICH Christiane	F	45%	45%
3	PAVEL Harry	M	70%	70%
2 V	SCHLITT Martin	M	61%	61%
1	MELCHIOR Heike	F	68%	68%
A	MEISSNER Wolf	M	-	-
Team Total			61%	61%

NPA - Neutral Paralympic Athletes			Shot Success	
			Game	All
4 S	KUROKHTIN Konstantin	M	48%	48%
3 V	ROMANOV Marat	M	36%	36%
2	MESHCHERIAKOV Andrei	M	59%	59%
1	SHCHUKINA Daria	F	52%	52%
A	SHEVCHENKO Alexander	M	-	-
Team Total			49%	49%

Last Stone Draw		Distance
↻	SCHLITT Martin	131.8cm
↺	PAVEL Harry	111.9cm
Total		243.7cm

Time remaining: 7 minutes 16 seconds
Time-out: End 7 - GER stone 5

Last Stone Draw		Distance
↻	SHCHUKINA Daria	169.9cm
↺	KUROKHTIN Konstantin	199.6cm
Total		369.5cm

Time remaining: 3 minutes 51 seconds
Time-out: End 8 - NPA stone 6

Shot Success Analysis

GER - Germany		↻	↺	Game
4	PUTZICH Christiane	Draws 4 50%	7 54%	11 52%
		Take-outs 1 0%	4 38%	5 30%
		Total 5 40%	11 48%	16 45%
3	PAVEL Harry	Draws 3 58%	6 92%	9 81%
		Take-outs 4 56%	3 58%	7 57%
		Total 7 57%	9 81%	16 70%
2	SCHLITT Martin	Draws 5 55%	2 0%	7 39%
		Take-outs 3 83%	6 75%	9 78%
		Total 8 66%	8 56%	16 61%
1	MELCHIOR Heike	Draws 8 72%	4 75%	12 73%
		Take-outs 3 50%	0 -	3 50%
		Total 11 66%	4 75%	15 68%
A	MEISSNER Wolf	Draws 0 -	0 -	0 -
		Take-outs 0 -	0 -	0 -
		Total 0 -	0 -	0 -
Team		Draws 20 61%	19 64%	39 63%
		Take-outs 11 57%	13 60%	24 58%
		Total 31 60%	32 63%	63 61%

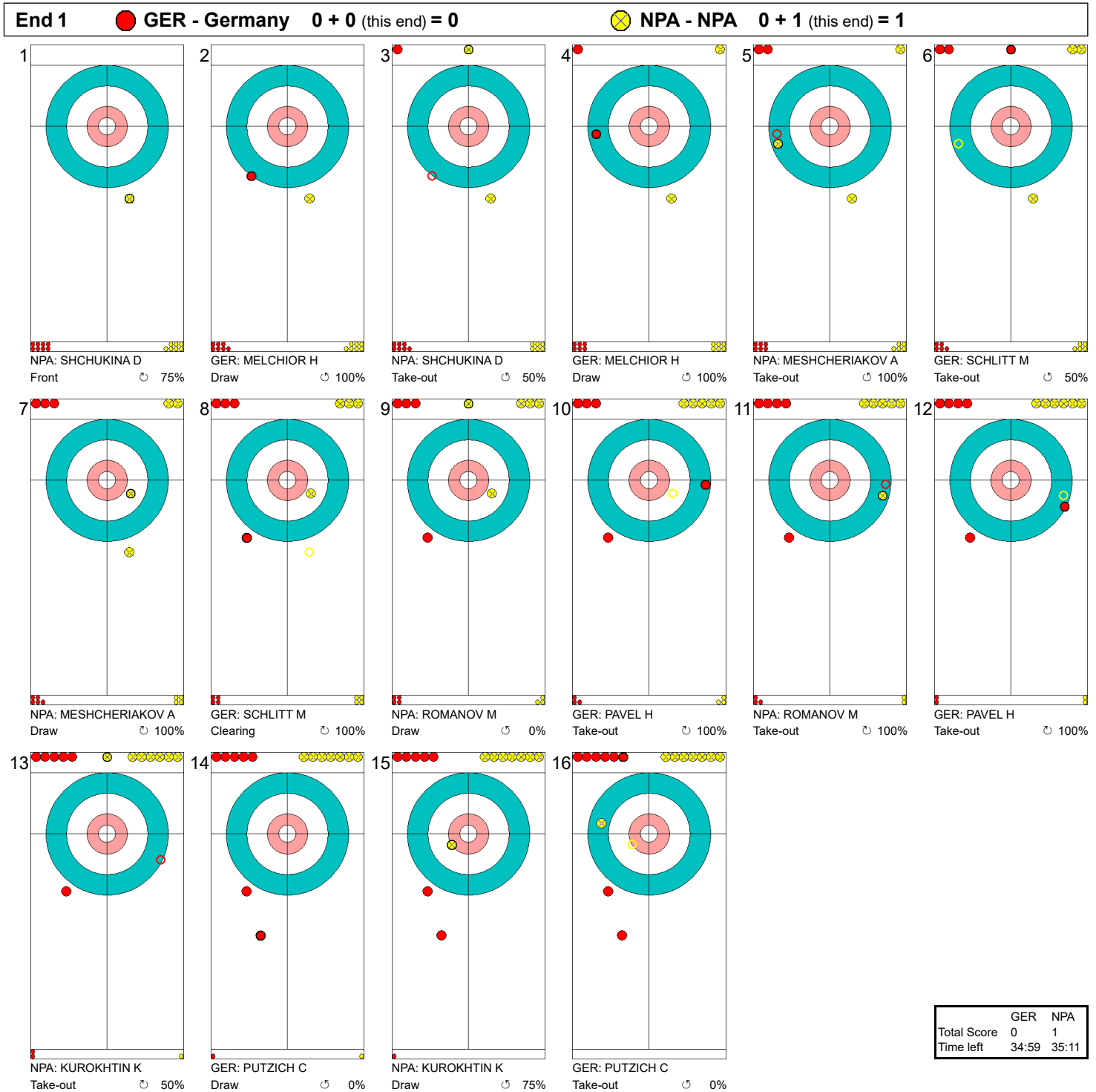
NPA - Neutral Paralympic Athletes		↻	↺	Game
4	KUROKHTIN Konstantin	Draws 1 0%	6 46%	7 39%
		Take-outs 4 38%	5 70%	9 56%
		Total 5 30%	11 57%	16 48%
3	ROMANOV Marat	Draws 2 0%	6 54%	8 41%
		Take-outs 3 50%	5 20%	8 31%
		Total 5 30%	11 39%	16 36%
2	MESHCHERIAKOV Andrei	Draws 3 50%	4 50%	7 50%
		Take-outs 3 67%	6 67%	9 67%
		Total 6 58%	10 60%	16 59%
1	SHCHUKINA Daria	Draws 5 75%	5 60%	10 68%
		Take-outs 4 25%	2 25%	6 25%
		Total 9 53%	7 50%	16 52%
A	SHEVCHENKO Alexander	Draws 0 -	0 -	0 -
		Take-outs 0 -	0 -	0 -
		Total 0 -	0 -	0 -
Team		Draws 11 48%	21 52%	32 51%
		Take-outs 14 43%	18 50%	32 47%
		Total 25 45%	39 51%	64 49%

Note:
Position and function for each team member:
4 = Fourth, 3 = Third, 2 = Second, 1 = Lead, A = Alternate, S = Skip, V = Vice-Skip

Legend:
↻ Clockwise ↺ Counter-clockwise F Female
LSFE(*) Last Stone First End M Male



Game - Shot by Shot
게임-각각의 샷



	GER	NPA
Total Score	0	1
Time left	34:59	35:11

Legend:
 ↻ Clockwise ↺ Counter-clockwise - Not considered



Game - Shot by Shot
 게임-각각의 샷

End 2 ● **GER - Germany** 0 + 2 (this end) = 2 ● **NPA - NPA** 1 + 0 (this end) = 1



	GER	NPA
Total Score	2	1
Time left	31:26	32:19

Legend:
 ↻ Clockwise ↺ Counter-clockwise - Not considered



Game - Shot by Shot
 게임-각각의 샷

End 3 ● **GER - Germany** 2 + 0 (this end) = 2 ⊗ **NPA - NPA** 1 + 1 (this end) = 2

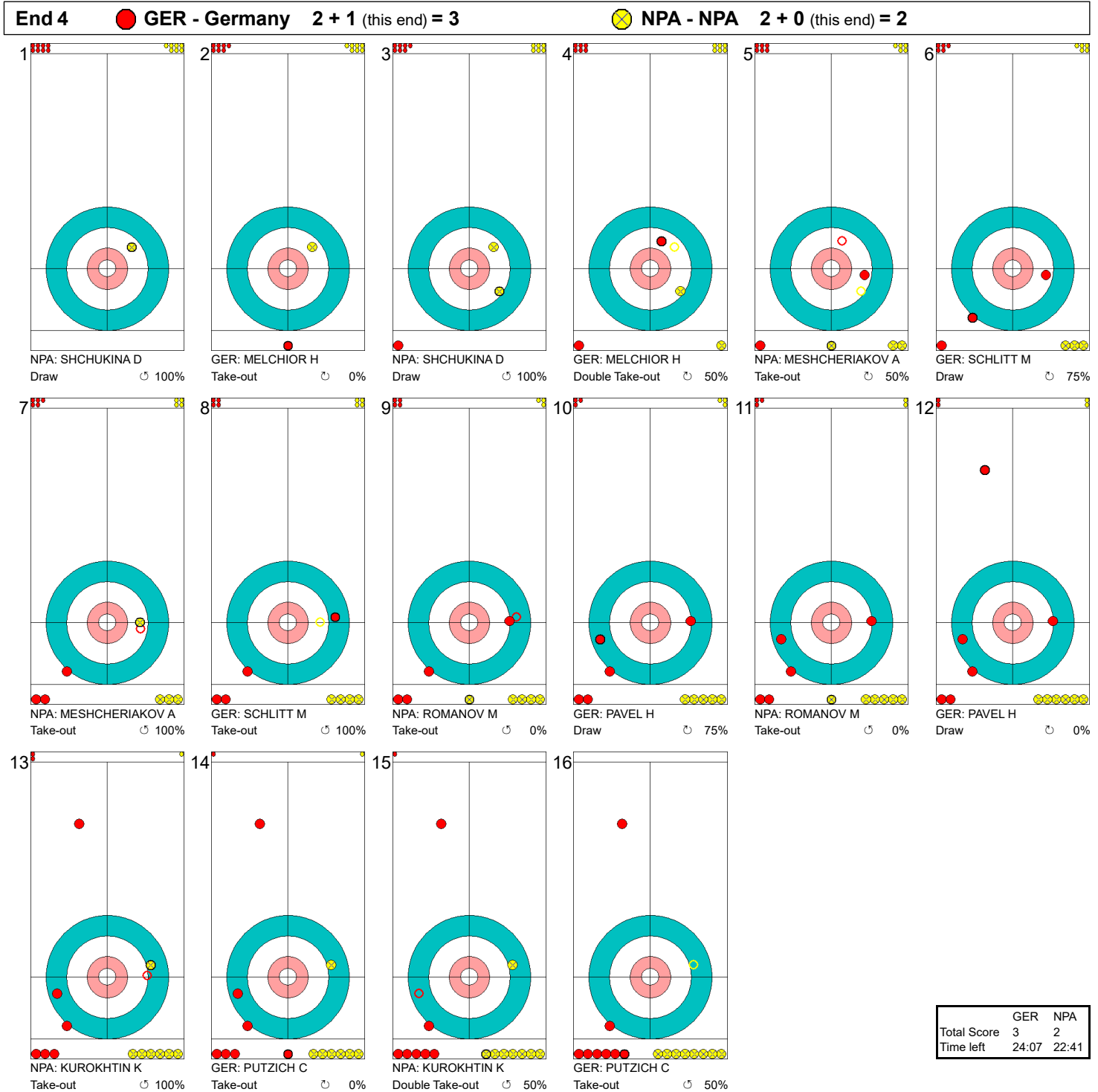


	GER	NPA
Total Score	2	2
Time left	28:03	27:01

Legend:
 ↻ Clockwise ↺ Counter-clockwise - Not considered



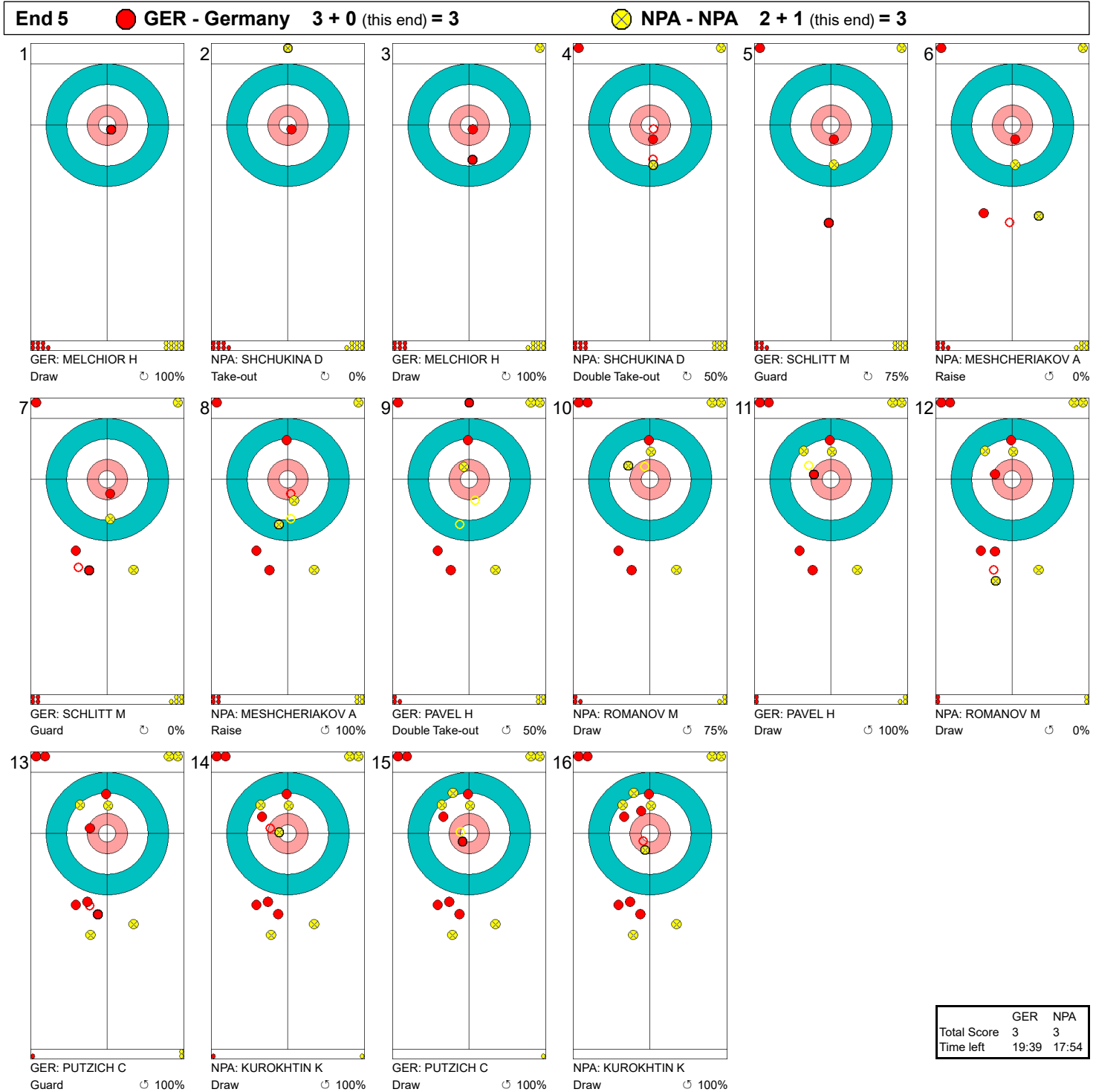
Game - Shot by Shot
게임-각각의 샷



Legend:
 ↻ Clockwise ↺ Counter-clockwise - Not considered



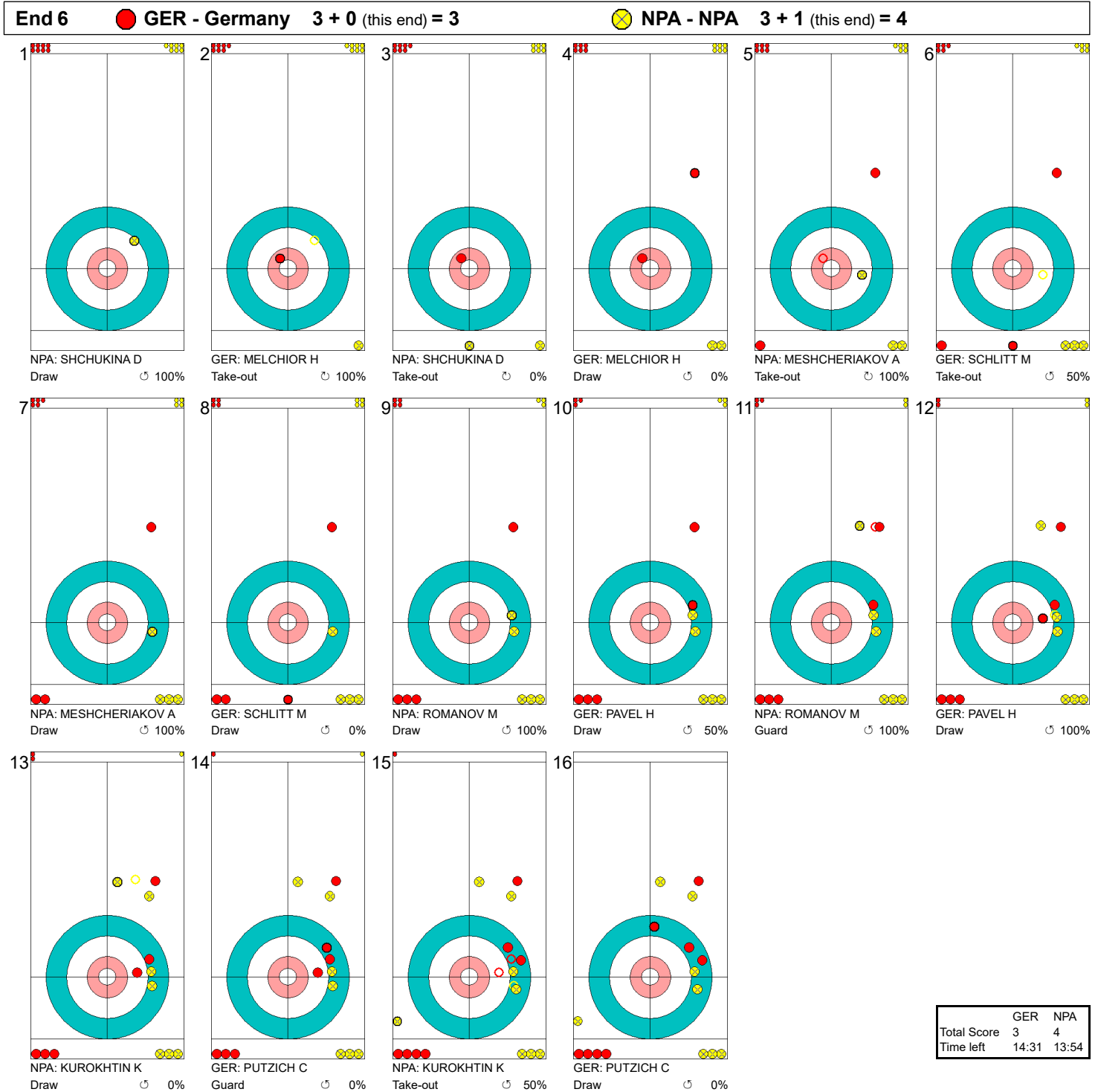
Game - Shot by Shot
게임-각각의 샷



Legend:
 ↻ Clockwise ↺ Counter-clockwise - Not considered



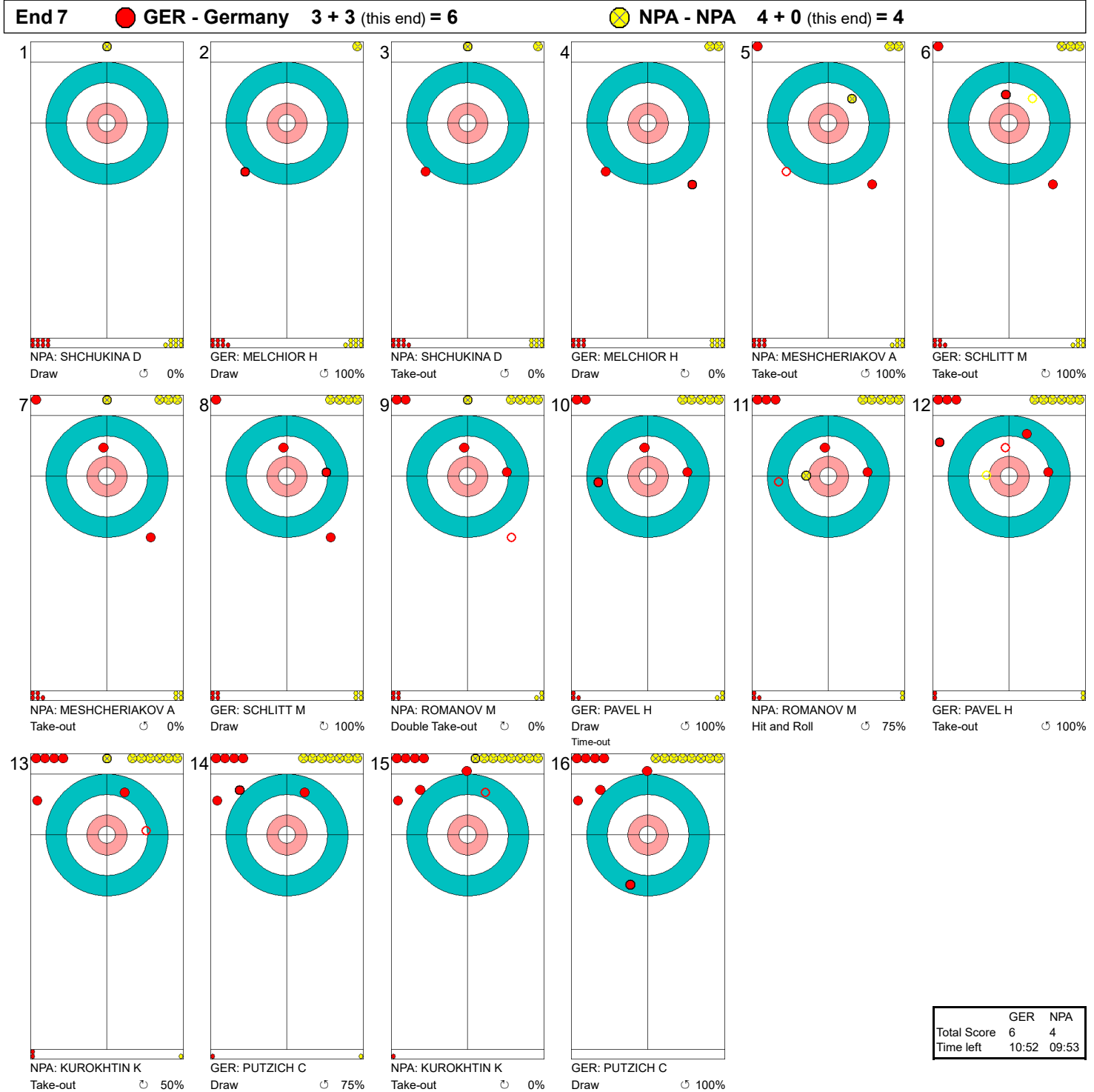
Game - Shot by Shot
게임-각각의 샷



Legend:
 ↻ Clockwise ↺ Counter-clockwise - Not considered



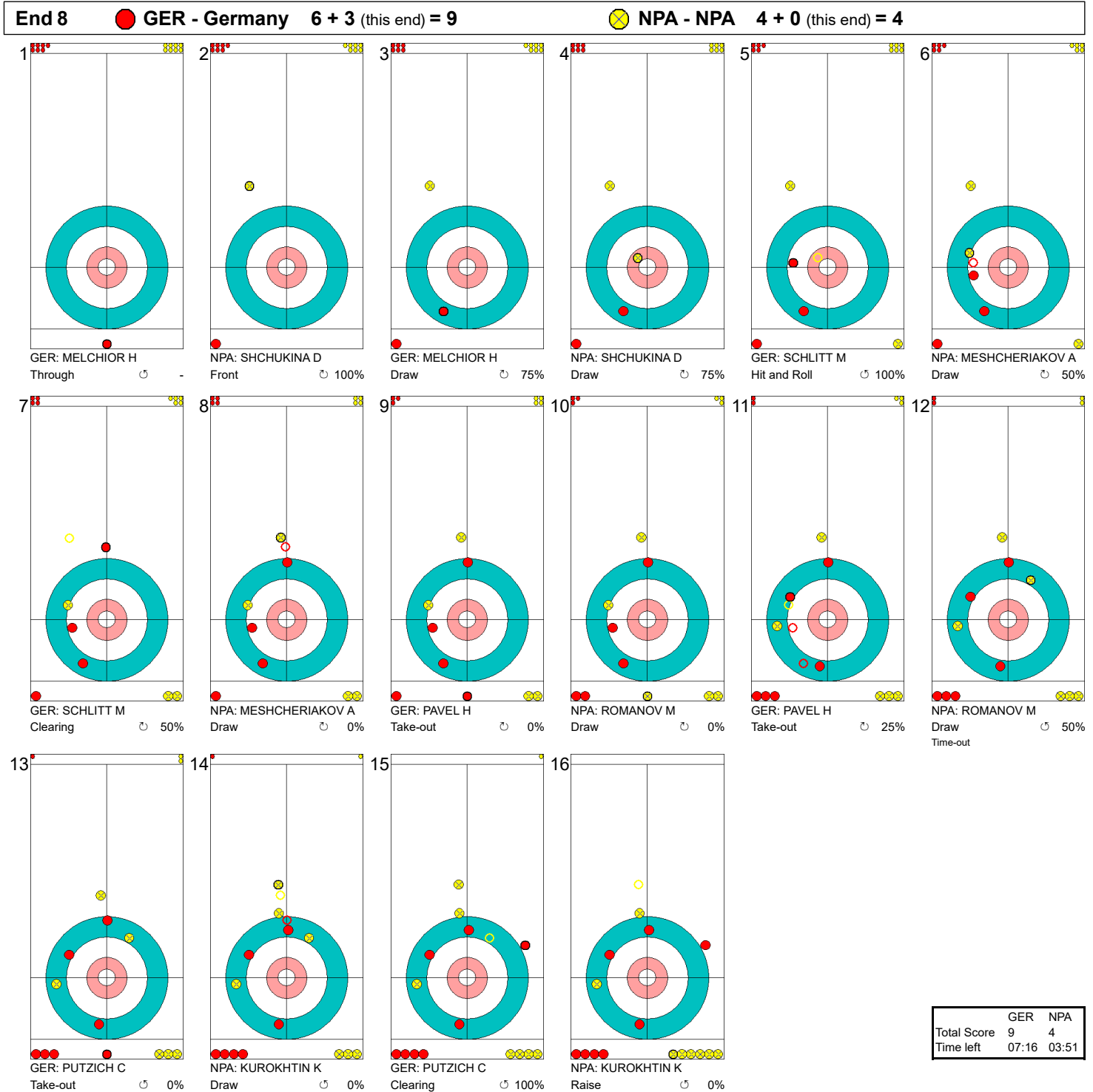
Game - Shot by Shot
게임-각각의 샷



Legend:
 ↻ Clockwise ↺ Counter-clockwise - Not considered



Game - Shot by Shot
 게임-각각의 샷



Legend:
 ↻ Clockwise ↺ Counter-clockwise - Not considered

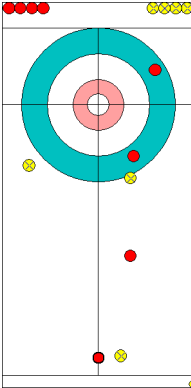


Most Important Shots
 승부 유효 샷

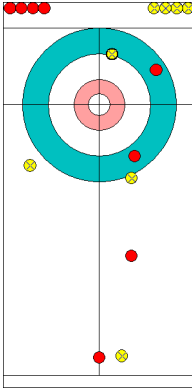
Sheet	Game	Team	LSFE	1	2	3	4	5	6	7	8	Extra Ends	Total
A	1	NOR - Norway	●	*	1	0	0	0	0	1	0		2
	1	GBR - Great Britain	●	0	1	0	2	0	0	1	1		5

Most Important Shot:

Facing 2 Norwegian stones in scoring position the British Skip NEILSON A played a Draw to score 1 point and keep the advantage of 2 points after the 7th end.



Before



After

End: 7

Team: GBR - Great Britain

Player: NEILSON Aileen

Team Stone: 1 2 3 4 5 6 7 ⑧

Task: Draw

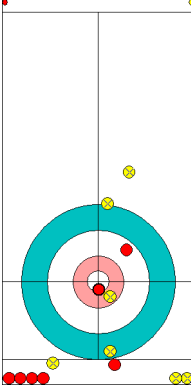
Rotation: ↻

Shot Success: 100%

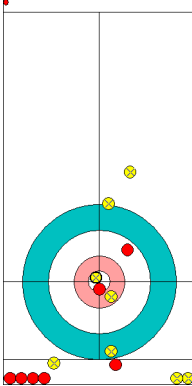
Sheet	Game	Team	LSFE	1	2	3	4	5	6	7	8	Extra Ends	Total
B	1	SUI - Switzerland	●		0	0	0	0	0	0	X	X	0
	1	CAN - Canada	●	*	2	1	1	1	2	1	X	X	8

Most Important Shot:

The Canadian Skip IDESON M played a perfect Draw right to the centre of the four foot on top of the Swiss shot stone. This made it impossible for the Swiss team to score with their last stone and Canada stole 1 point.



Before



After

End: 2

Team: CAN - Canada

Player: IDESON Mark

Team Stone: 1 2 3 4 5 6 7 ⑧

Task: Draw

Rotation: ↻

Shot Success: 100%



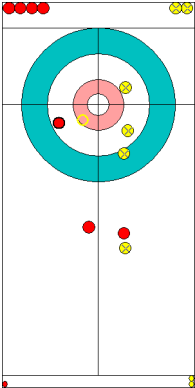
Most Important Shots

승부 유효 샷

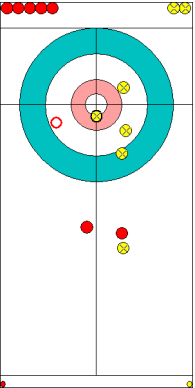
Sheet	Game	Team	LSFE	1	2	3	4	5	6	7	8	Extra Ends	Total
C	1	USA - United States of America	●	*	0	0	0	1	0	0	2	X	3
	1	KOR - Republic of Korea	●	0	1	1	0	4	1	0	X		7

Most Important Shot:

Korean Fourth CHA J played a Hit and Roll to sit on the button behind a guard. With several other stones also guarded, the Korean team eventually scored four points and took a commanding lead in the game.



Before



After

End: 5

Team: KOR - Republic of Korea

Player: CHA Jaegoan

Team Stone: 1 2 3 4 5 6 ⑦ 8

Task: Hit and Roll

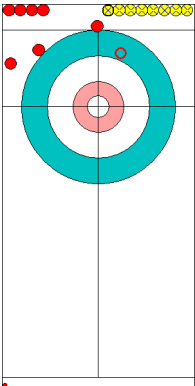
Rotation: ⤵

Shot Success: 100%

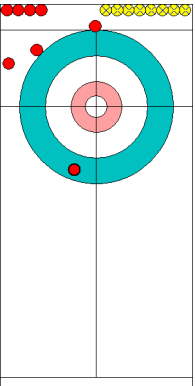
Sheet	Game	Team	LSFE	1	2	3	4	5	6	7	8	Extra Ends	Total
D	1	GER - Germany	●	*	0	2	0	1	0	0	3	3	9
	1	NPA - Neutral Paralympic Athletes	●	1	0	1	0	1	1	0	0		4

Most Important Shot:

The German Skip PUTZICH C played a Draw with her last stone to score three, giving the German team a two stone lead and eventually the win.



Before



After

End: 7

Team: GER - Germany

Player: PUTZICH Christiane

Team Stone: 1 2 3 4 5 6 7 ⑧

Task: Draw

Rotation: ⤵

Shot Success: 100%

Legend:

⤵ Clockwise

⤴ Counter-clockwise

LSFE(*) Last Stone First End

X Unplayed/unfinished end due to concession



Entry List by NPC

NPC별 엔트리 리스트

REVISED
12 MAR 7:59

As of MON 12 MAR 2018

CAN - Canada			
4 S	IDESON Mark	M	R
3 V	FORREST Ina	F	L
2	THIESSEN Dennis	M	L
1	WRIGHT Marie	F	R
A	ANSEEUW Jamie	M	R
C	KIEL Wayne		

CHN - People's Republic of China			
4 S	WANG Haitao	M	L
3 V	CHEN Jianxin	M	L
2	LIU Wei	M	R
1	WANG Meng	F	R
A	ZHANG Qiang	M	R
C	YUE Qingshuang		

FIN - Finland			
4	KARJALAINEN Markku	M	R
3 V	JAASKELAINEN Yrjo Tapani	M	L
2	LEPPANEN Vesa	M	R
1 S	KARJALAINEN Sari	F	R
A	SAROSALO Riitta	F	R
C	KOKKO Vesa		

GBR - Great Britain			
4 S	NEILSON Aileen	F	R
3 V	NIBLOE Hugh	M	R
2	EWAN Gregor	M	R
1	McPHERSON Bob	M	R
A	MALONE Angie	F	R
C	SWAN Sheila		

GER - Germany			
4 S	PUTZICH Christiane	F	R
3	PAVEL Harry	M	L
2 V	SCHLITT Martin	M	R
1	MELCHIOR Heike	F	R
A	MEISSNER Wolf	M	L
C	SCHWEIZER Katja		

KOR - Republic of Korea			
4 V	CHA Jaegoan	M	R
3	JUNG Seungwon	M	R
2 S	SEO Soonseok	M	R
1	BANG Min-Ja	F	R
A	LEE Dongha	M	R
C	BEAK Jong Chul		

NOR - Norway			
4 S	LORENTSEN Rune	M	R
3 V	STORDAHL Jostein	M	R
2	SYVERSEN Ole Fredrik	M	R
1	LOECHEN Sissel	F	B
A	IVERSEN Rikke	F	R
C	DAHLMAN Peter (SWE)		

NPA - Neutral Paralympic Athletes			
4 S	KUROKHTIN Konstantin	M	R
3 V	ROMANOV Marat	M	R
2	SHEVCHENKO Alexander	M	R
1	SHCHUKINA Daria	F	R
A	MESHCHERIAKOV Andrei	M	R
C	BATUGIN Anton (RUS)		

SUI - Switzerland			
4 S	WAGNER Felix	M	R
3 V	HUETTENMOSER Claudia	F	L
2	BODENMANN Marcel	M	R
1	BLAUDEL-THOMANN Beatrix	F	R
A	BURGENER Hans	M	L
C	PFISTER Stephan		

SVK - Slovakia			
4	PITONAK Dusan	M	R
3 S	DURIS Radoslav	M	R
2	ZATKO Peter	M	R
1 V	KUNKELOVA Monika	F	R
A	LYOCSA Imrich	M	R
C	PITONAK Frantisek		

SWE - Sweden			
4 S	PETTERSSON DAHL Viljo	M	R
3	PERSSON Ronny	M	R
2	ENGBORG Mats Ola	M	R
1 V	ULANDER Kicki	F	R
A	REPPE Zandra	F	R
C	BOMAN Maria		

USA - United States of America			
4 S	BLACK Kirk	M	R
3 V	EMT Steve	M	R
2	MARSHALL Justin	M	L
1	GREELY Penny	F	R
A	LINO Meghan	F	L
C	SCHIEBER Rusty		

Note:

Position and function for each team member:

4 = Fourth, 3 = Third, 2 = Second, 1 = Lead, A = Alternate, S = Skip, V = Vice-Skip, C = Coach

Legend:

B Both-handed

F Female

L Left-handed

M Male

R Right-handed

SWE: Starting from round robin session 6, coach is BOMAN M.



Competition Officials

경기임원

As of TUE 20 FEB 2018

Function	Name	Organisation
WCF President:	CAITHNESS Kate	GBR - Great Britain
Technical Delegates:	ROETHLISBERGER Eeva	SUI - Switzerland
	KAESER Paddy	SUI - Switzerland
Chief Umpire:	SCHLATTER Michael	SUI - Switzerland
Deputy Chief Umpire:	KIRTON Linda	CAN - Canada
Game Umpires:	BARROWMAN Glenda	GBR - Great Britain
	GARCIA VEZ Irantzu	ESP - Spain
	GOWER Michele	CAN - Canada
	KIM Kyung Seog	KOR - Republic of Korea
	KIRTON Daryl	CAN - Canada
	POROTIKOV Anton	SWE - Sweden
	RIGLER Gregor	SLO - Slovenia
	ROGERS Brenda	CAN - Canada
Chief Ice Technician:	CALLAN Mark	GBR - Great Britain
Deputy Chief Ice Technician:	ROETHLISBERGER Stefan	SUI - Switzerland
Chief Timer:	SMITH Paul	CAN - Canada
Deputy Chief Timer:	YEATS Brian	GBR - Great Britain
Chief Statistician:	MICHALKA Rastislav	SVK - Slovakia
Medical Officer:	GARCIA VEZ Irantzu	ESP - Spain



Competition Schedule

경기 일정

As of TUE 20 FEB 2018

Date	Start Time	Session	Sheet A	Sheet B	Sheet C	Sheet D	BYE	
SAT 10 MAR	14:35	1	NOR - GBR	SUI - CAN	USA - KOR	GER - NPA	CHN, FIN, SVK, SWE	
	19:35	2	SWE - CHN	KOR - NPA	SVK - FIN	CAN - NOR	GBR, GER, SUI, USA	
SUN 11 MAR	9:35	3		USA - GER	SUI - GBR		CAN, CHN, FIN, KOR, NOR, NPA, SVK, SWE	
	14:35	4	NPA - FIN	NOR - CHN	CAN - SWE	SVK - KOR	GBR, GER, SUI, USA	
	19:35	5	SVK - SUI	GBR - FIN	CHN - GER	USA - SWE	CAN, KOR, NOR, NPA	
MON 12 MAR	9:35	6	KOR - CAN	SWE - SVK	NOR - NPA	FIN - CHN	GBR, GER, SUI, USA	
	14:35	7	GER - SVK	CHN - SUI	FIN - USA	SWE - GBR	CAN, KOR, NOR, NPA	
	19:35	8	SUI - NOR	NPA - USA	GBR - CAN	KOR - GER	CHN, FIN, SVK, SWE	
TUE 13 MAR	9:35	9	FIN - KOR	NOR - SWE	NPA - SVK	CHN - CAN	GBR, GER, SUI, USA	
	14:35	10	USA - CHN	GBR - SVK	SWE - GER	FIN - SUI	CAN, KOR, NOR, NPA	
	19:35	11	NPA - GBR	CAN - USA	SUI - KOR	GER - NOR	CHN, FIN, SVK, SWE	
WED 14 MAR	9:35	12	FIN - SWE	GER - GBR	SVK - CHN	SUI - USA	CAN, KOR, NOR, NPA	
	14:35	13	GBR - USA	KOR - NOR	GER - SUI	CAN - NPA	CHN, FIN, SVK, SWE	
	19:35	14	CHN - NPA	SVK - CAN	KOR - SWE	NOR - FIN	GBR, GER, SUI, USA	
THU 15 MAR	9:35	15	CAN - GER	SUI - NPA	USA - NOR	GBR - KOR	CHN, FIN, SVK, SWE	
	14:35	16	NOR - SVK	CHN - KOR	CAN - FIN	NPA - SWE	GBR, GER, SUI, USA	
	19:35	17	SWE - SUI	FIN - GER	CHN - GBR	USA - SVK	CAN, KOR, NOR, NPA	
FRI 16 MAR	9:35	Tie-breaker Games (if required)						
	15:35	Semi-finals						
SAT 17 MAR	9:35	Bronze Medal Game						
	14:35	Gold Medal Game						

Note:

First named team in each game plays red-handled stones and wears dark coloured upper playing garments.



Passion.Connected.
하나된 열정